

Date: 08-12-2022

Stocks are grouped by SECTOR and sorted from most to least attractive based on integrated Polaris Score = iPSCORE (see "Report Headings" tab).

SECTOR CODES: 1-Energy, 2-Materials, 3-Industrials, 4-Consumer Discretionary, 5-Consumer Staples, 6-Healthcare

SECTOR CODES: 7-Financials, 8-Information Technology, 9-Communication Services, 10-Utilities, 11-Real Estate

COMPANY	SECTOR	TICKER	PRICE	YIELD	iPSCORE	Behavioral Preference Factor	ABSOLUTE-SCALE METRICS			RELATIVE-SCALE METRICS		
							ABS DCOORD	TECH OUTLK	FUNDA OUTLK	REL DCOORD	rPSCORE	VTC AVG
Energy												
San Juan Bas Rt	1	SJT	13.22	13.18	0.90	0.76	3	1.63	0.95	1	0.60	0.75
Ecopetrol-Adr	1	EC	10.80	13.51	0.12	-0.34	6	1.78	-0.15	5	-0.95	0.20
Materials												
Soc Quimica Min	2	SQM	101.12	9.14	2.11	1.40	1	1.46	1.41	1	1.58	1.68
Amcro Plc	2	AMCR	12.71	3.78	0.16	-1.71	10	-0.21	-0.93	3	-0.70	0.03
Cia Siderur-Adr	2	SID	3.15	8.62	-1.06	-0.24	16	-1.33	-1.08	4	-0.37	-0.59
Industrials												
Flex Lng Ltd	3	FLNG	33.83	8.87	0.13	-1.18	10	1.60	-0.90	5	-1.21	0.66
Zto Express Inc	3	ZTO	26.15	0.00	-0.66	-0.08	14	-1.75	-0.15	2	1.03	0.06
Shoals Technol	3	SHLS	26.62	0.00	-0.66	0.64	14	-1.60	-0.19	4	0.95	-0.78
Deere & Co	3	DE	352.36	1.28	-1.11	1.75	16	-1.75	-0.93	8	0.63	-0.42
Zim Int Shp Srv	3	ZIM	52.41	21.75	-1.22	-2.02	16	0.38	-0.97	5	-1.77	0.30
Consumer Discr												
Li Auto Inc-Adr	4	LI	31.52	0.00	1.99	2.22	2	-0.89	1.41	4	1.42	0.47
Rlx Technology	4	RLX	1.61	0.00	1.00	-1.40	6	1.30	-0.58	1	-0.96	0.99
Melco Resorts	4	MLCO	5.20	0.00	1.00	-1.40	6	1.30	-0.68	1	-0.96	0.73
Kohls Corp	4	KSS	31.33	6.38	0.12	-0.77	10	1.58	-1.11	5	-0.96	0.91
Foot Locker Inc	4	FL	29.93	5.35	0.00	0.32	11	-1.30	0.88	2	1.51	0.77
Tapestry Inc	4	TPR	34.44	2.90	-0.02	0.37	11	-1.58	0.85	2	1.08	0.49
Home Depot	4	HD	311.58	2.44	-0.02	0.37	11	-1.58	0.88	2	1.08	0.42
Buckle Inc	4	BKE	30.85	4.54	-0.02	0.37	11	-1.58	0.85	2	1.08	0.29
Childrens Place	4	PLCE	47.68	0.00	-0.68	-0.03	14	-1.58	-0.19	2	1.08	0.28
Ross Stores	4	ROST	86.18	1.44	-0.68	-0.03	14	-1.58	-0.65	2	1.08	-0.03
Target Corp	4	TGT	169.67	2.12	-0.69	0.81	14	-1.30	-0.65	4	1.00	-0.49
Lowes Cos	4	LOW	201.43	2.09	-1.17	1.42	16	-1.58	-1.36	8	-0.03	-0.91

Date: 08-12-2022

Stocks are grouped by SECTOR and sorted from most to least attractive based on integrated Polaris Score = iPSCORE (see "Report Headings" tab).

SECTOR CODES: 1-Energy, 2-Materials, 3-Industrials, 4-Consumer Discretionary, 5-Consumer Staples, 6-Healthcare

SECTOR CODES: 7-Financials, 8-Information Technology, 9-Communication Services, 10-Utilities, 11-Real Estate

COMPANY	SECTOR	TICKER	PRICE	YIELD	iPSCORE	Behavioral Preference Factor	ABSOLUTE-SCALE METRICS			RELATIVE-SCALE METRICS		
							ABS DCOORD	TECH OUTLK	FUNDA OUTLK	REL DCOORD	rPSCORE	VCAVG
Brinker Intl	4	EAT	30.31	0.00	-1.19	0.51	16	-1.30	-1.04	6	-0.54	-0.32
Bath&Body Works	4	BBWI	37.34	2.14	-1.19	0.51	16	-1.58	-1.11	6	-0.54	-0.35
Tjx Cos Inc New	4	TJX	63.03	1.87	-1.19	0.51	16	-1.58	-0.97	6	-0.54	-0.41
Consumer Staple												
Spartan Nash Co	5	SPTN	31.84	2.64	2.22	0.94	1	1.59	1.81	3	1.70	1.03
Bjs Wholesale	5	BJ	70.81	0.00	1.72	0.38	3	-0.23	0.92	3	0.64	0.32
Performance Fg	5	PFGC	50.68	0.00	-0.75	0.53	14	-1.14	-0.43	4	0.47	-0.54
Estee Lauder	5	EL	272.50	0.88	-0.78	0.45	14	-1.75	-0.51	4	-0.18	-0.78
Walmart Inc	5	WMT	129.14	1.73	-1.20	1.56	16	-1.75	-1.08	8	0.39	-0.93
Health Care												
Agilent Tech	6	A	132.58	0.63	-1.22	1.71	16	-1.41	-0.90	8	1.06	-0.59
Premier Inc-A	6	PINC	38.53	2.08	-1.28	0.44	16	-1.11	-0.90	6	-0.45	-0.36
Info Technology												
Synopsys Inc	8	SNPS	375.71	0.00	2.18	0.49	1	-0.22	1.84	3	0.22	0.04
Netease Inc	8	NTES	89.82	1.42	1.70	-0.79	3	1.40	0.88	1	-0.35	1.33
Vipshop Holdngs	8	VIPS	9.98	0.00	1.27	-0.03	5	-0.96	0.95	3	0.22	0.21
Jack Henry Assc	8	JKHY	209.16	0.94	1.00	0.63	6	-0.22	-0.51	7	-1.00	0.13
Tencent Mus-Adr	8	TME	4.14	0.00	1.00	0.63	6	-0.37	-0.54	7	-1.00	0.12
Analog Devices	8	ADI	175.08	1.74	0.82	-0.29	7	-1.10	1.81	3	0.22	0.19
Weibo Corp Ads	8	WB	19.13	0.00	0.07	-1.03	10	1.40	-1.08	5	-1.37	1.24
Nice Ltd	8	NICE	228.73	0.00	-0.03	1.18	11	-1.69	0.85	4	1.90	-0.17
Keysight Tech	8	KEYS	166.56	0.00	-0.10	-0.81	11	-1.10	0.95	3	0.22	-0.10
Bill.Com Holdng	8	BILL	162.51	0.00	-0.10	-0.81	11	0.07	0.92	3	0.22	-0.19
Fabrinet	8	FN	97.54	0.00	-0.71	0.79	14	-1.40	-0.08	4	1.90	-0.21
Lumentum Hldgs	8	LITE	92.17	0.00	-0.78	-1.20	14	-1.10	-0.08	3	0.22	-0.07

Date: 08-12-2022

Stocks are grouped by SECTOR and sorted from most to least attractive based on integrated Polaris Score = iPSCORE (see "Report Headings" tab).

SECTOR CODES: 1-Energy, 2-Materials, 3-Industrials, 4-Consumer Discretionary, 5-Consumer Staples, 6-Healthcare

SECTOR CODES: 7-Financials, 8-Information Technology, 9-Communication Services, 10-Utilities, 11-Real Estate

COMPANY	SECTOR	TICKER	PRICE	YIELD	iPSCORE	Behavioral Preference Factor	ABSOLUTE-SCALE METRICS			RELATIVE-SCALE METRICS		
							ABS DCOORD	TECH OUTLK	FUNDA OUTLK	REL DCOORD	rPSCORE	VTCAVG



Date: 08-12-2022

Stocks are grouped by SECTOR and sorted from most to least attractive based on integrated Polaris Score = iPSCORE (see "Report Headings" tab).

SECTOR CODES: 1-Energy, 2-Materials, 3-Industrials, 4-Consumer Discretionary, 5-Consumer Staples, 6-Healthcare

SECTOR CODES: 7-Financials, 8-Information Technology, 9-Communication Services, 10-Utilities, 11-Real Estate

COMPANY	SECTOR	TICKER	PRICE	YIELD	iPSCORE	Behavioral Preference Factor	ABSOLUTE-SCALE METRICS			RELATIVE-SCALE METRICS		
							ABS DCOORD	TECH OUTLK	FUNDA OUTLK	REL DCOORD	rPSCORE	VTCAVG



Date: 08-12-2022

Stocks are grouped by SECTOR and sorted from most to least attractive based on integrated Polaris Score = iPSCORE (see "Report Headings" tab).

SECTOR CODES: 1-Energy, 2-Materials, 3-Industrials, 4-Consumer Discretionary, 5-Consumer Staples, 6-Healthcare

SECTOR CODES: 7-Financials, 8-Information Technology, 9-Communication Services, 10-Utilities, 11-Real Estate

COMPANY	SECTOR	TICKER	PRICE	YIELD	iPSCORE	Behavioral Preference Factor	ABSOLUTE-SCALE METRICS			RELATIVE-SCALE METRICS		
							ABS DCOORD	TECH OUTLK	FUNDA OUTLK	REL DCOORD	rPSCORE	VTCAVG



Date: 08-12-2022

Stocks are grouped by SECTOR and sorted from most to least attractive based on integrated Polaris Score = iPSCORE (see "Report Headings" tab).

SECTOR CODES: 1-Energy, 2-Materials, 3-Industrials, 4-Consumer Discretionary, 5-Consumer Staples, 6-Healthcare

SECTOR CODES: 7-Financials, 8-Information Technology, 9-Communication Services, 10-Utilities, 11-Real Estate

COMPANY	SECTOR	TICKER	PRICE	YIELD	iPSCORE	Behavioral Preference Factor	ABSOLUTE-SCALE METRICS			RELATIVE-SCALE METRICS		
							ABS DCOORD	TECH OUTLK	FUNDA OUTLK	REL DCOORD	rPSCORE	VTCAVG



Date: 08-12-2022

Stocks are grouped by SECTOR and sorted from most to least attractive based on integrated Polaris Score = iPSCORE (see "Report Headings" tab).

SECTOR CODES: 1-Energy, 2-Materials, 3-Industrials, 4-Consumer Discretionary, 5-Consumer Staples, 6-Healthcare

SECTOR CODES: 7-Financials, 8-Information Technology, 9-Communication Services, 10-Utilities, 11-Real Estate

COMPANY	SECTOR	TICKER	PRICE	YIELD	iPSCORE	Behavioral Preference Factor	ABSOLUTE-SCALE METRICS			RELATIVE-SCALE METRICS		
							ABS DCOORD	TECH OUTLK	FUNDA OUTLK	REL DCOORD	rPSCORE	VTCAVG



Date: 08-12-2022

Stocks are grouped by SECTOR and sorted from most to least attractive based on integrated Polaris Score = iPSCORE (see "Report Headings" tab).

SECTOR CODES: 1-Energy, 2-Materials, 3-Industrials, 4-Consumer Discretionary, 5-Consumer Staples, 6-Healthcare

SECTOR CODES: 7-Financials, 8-Information Technology, 9-Communication Services, 10-Utilities, 11-Real Estate

COMPANY	SECTOR	TICKER	PRICE	YIELD	iPSCORE	Behavioral Preference Factor	ABSOLUTE-SCALE METRICS			RELATIVE-SCALE METRICS		
							ABS DCOORD	TECH OUTLK	FUNDA OUTLK	REL DCOORD	rPSCORE	VTCAVG



Date: 08-12-2022

Stocks are grouped by SECTOR and sorted from most to least attractive based on integrated Polaris Score = iPSCORE (see "Report Headings" tab).

SECTOR CODES: 1-Energy, 2-Materials, 3-Industrials, 4-Consumer Discretionary, 5-Consumer Staples, 6-Healthcare

SECTOR CODES: 7-Financials, 8-Information Technology, 9-Communication Services, 10-Utilities, 11-Real Estate

COMPANY	SECTOR	TICKER	PRICE	YIELD	iPSCORE	Behavioral Preference Factor	ABSOLUTE-SCALE METRICS			RELATIVE-SCALE METRICS		
							ABS DCOORD	TECH OUTLK	FUNDA OUTLK	REL DCOORD	rPSCORE	VTCAVG



Date: 08-12-2022

Stocks are grouped by SECTOR and sorted from most to least attractive based on integrated Polaris Score = iPSCORE (see "Report Headings" tab).

SECTOR CODES: 1-Energy, 2-Materials, 3-Industrials, 4-Consumer Discretionary, 5-Consumer Staples, 6-Healthcare

SECTOR CODES: 7-Financials, 8-Information Technology, 9-Communication Services, 10-Utilities, 11-Real Estate

COMPANY	SECTOR	TICKER	PRICE	YIELD	iPSCORE	Behavioral Preference Factor	ABSOLUTE-SCALE METRICS			RELATIVE-SCALE METRICS		
							ABS DCOORD	TECH OUTLK	FUNDA OUTLK	REL DCOORD	rPSCORE	VTCAVG



Date: 08-12-2022

Stocks are grouped by SECTOR and sorted from most to least attractive based on integrated Polaris Score = iPSCORE (see "Report Headings" tab).

SECTOR CODES: 1-Energy, 2-Materials, 3-Industrials, 4-Consumer Discretionary, 5-Consumer Staples, 6-Healthcare

SECTOR CODES: 7-Financials, 8-Information Technology, 9-Communication Services, 10-Utilities, 11-Real Estate

COMPANY	SECTOR	TICKER	PRICE	YIELD	iPSCORE	Behavioral Preference Factor	ABSOLUTE-SCALE METRICS			RELATIVE-SCALE METRICS		
							ABS DCOORD	TECH OUTLK	FUNDA OUTLK	REL DCOORD	rPSCORE	VTCAVG



Date: 08-12-2022

Stocks are grouped by SECTOR and sorted from most to least attractive based on integrated Polaris Score = iPSCORE (see "Report Headings" tab).

SECTOR CODES: 1-Energy, 2-Materials, 3-Industrials, 4-Consumer Discretionary, 5-Consumer Staples, 6-Healthcare

SECTOR CODES: 7-Financials, 8-Information Technology, 9-Communication Services, 10-Utilities, 11-Real Estate

COMPANY	SECTOR	TICKER	PRICE	YIELD	iPSCORE	Behavioral Preference Factor	ABSOLUTE-SCALE METRICS			RELATIVE-SCALE METRICS		
							ABS DCOORD	TECH OUTLK	FUNDA OUTLK	REL DCOORD	rPSCORE	VTCAVG



Date: 08-12-2022

Stocks are grouped by SECTOR and sorted from most to least attractive based on integrated Polaris Score = iPSCORE (see "Report Headings" tab).

SECTOR CODES: 1-Energy, 2-Materials, 3-Industrials, 4-Consumer Discretionary, 5-Consumer Staples, 6-Healthcare

SECTOR CODES: 7-Financials, 8-Information Technology, 9-Communication Services, 10-Utilities, 11-Real Estate

COMPANY	SECTOR	TICKER	PRICE	YIELD	iPSCORE	Behavioral Preference Factor	ABSOLUTE-SCALE METRICS			RELATIVE-SCALE METRICS		
							ABS DCOORD	TECH OUTLK	FUNDA OUTLK	REL DCOORD	rPSCORE	VTCAVG



Date: 08-12-2022

Stocks are grouped by SECTOR and sorted from most to least attractive based on integrated Polaris Score = iPSCORE (see "Report Headings" tab).

SECTOR CODES: 1-Energy, 2-Materials, 3-Industrials, 4-Consumer Discretionary, 5-Consumer Staples, 6-Healthcare

SECTOR CODES: 7-Financials, 8-Information Technology, 9-Communication Services, 10-Utilities, 11-Real Estate

COMPANY	SECTOR	TICKER	PRICE	YIELD	iPSCORE	Behavioral Preference Factor	ABSOLUTE-SCALE METRICS			RELATIVE-SCALE METRICS		
							ABS DCOORD	TECH OUTLK	FUNDA OUTLK	REL DCOORD	rPSCORE	VTCAVG



Date: 08-12-2022

Stocks are grouped by SECTOR and sorted from most to least attractive based on integrated Polaris Score = iPSCORE (see "Report Headings" tab).

SECTOR CODES: 1-Energy, 2-Materials, 3-Industrials, 4-Consumer Discretionary, 5-Consumer Staples, 6-Healthcare

SECTOR CODES: 7-Financials, 8-Information Technology, 9-Communication Services, 10-Utilities, 11-Real Estate

COMPANY	SECTOR	TICKER	PRICE	YIELD	iPSCORE	Behavioral Preference Factor	ABSOLUTE-SCALE METRICS			RELATIVE-SCALE METRICS		
							ABS DCOORD	TECH OUTLK	FUNDA OUTLK	REL DCOORD	rPSCORE	VTCAVG



Date: 08-12-2022

Stocks are grouped by SECTOR and sorted from most to least attractive based on integrated Polaris Score = iPSCORE (see "Report Headings" tab).

SECTOR CODES: 1-Energy, 2-Materials, 3-Industrials, 4-Consumer Discretionary, 5-Consumer Staples, 6-Healthcare

SECTOR CODES: 7-Financials, 8-Information Technology, 9-Communication Services, 10-Utilities, 11-Real Estate

COMPANY	SECTOR	TICKER	PRICE	YIELD	iPSCORE	Behavioral Preference Factor	ABSOLUTE-SCALE METRICS			RELATIVE-SCALE METRICS		
							ABS DCOORD	TECH OUTLK	FUNDA OUTLK	REL DCOORD	rPSCORE	VTCAVG



Date: 08-12-2022

Stocks are grouped by SECTOR and sorted from most to least attractive based on integrated Polaris Score = iPSCORE (see "Report Headings" tab).

SECTOR CODES: 1-Energy, 2-Materials, 3-Industrials, 4-Consumer Discretionary, 5-Consumer Staples, 6-Healthcare

SECTOR CODES: 7-Financials, 8-Information Technology, 9-Communication Services, 10-Utilities, 11-Real Estate

COMPANY	SECTOR	TICKER	PRICE	YIELD	iPSCORE	Behavioral Preference Factor	ABSOLUTE-SCALE METRICS			RELATIVE-SCALE METRICS		
							ABS DCOORD	TECH OUTLK	FUNDA OUTLK	REL DCOORD	rPSCORE	VTCAVG



Date: 08-12-2022

Stocks are grouped by SECTOR and sorted from most to least attractive based on integrated Polaris Score = iPSCORE (see "Report Headings" tab).

SECTOR CODES: 1-Energy, 2-Materials, 3-Industrials, 4-Consumer Discretionary, 5-Consumer Staples, 6-Healthcare

SECTOR CODES: 7-Financials, 8-Information Technology, 9-Communication Services, 10-Utilities, 11-Real Estate

COMPANY	SECTOR	TICKER	PRICE	YIELD	iPSCORE	Behavioral Preference Factor	ABSOLUTE-SCALE METRICS			RELATIVE-SCALE METRICS		
							ABS DCOORD	TECH OUTLK	FUNDA OUTLK	REL DCOORD	rPSCORE	VTCAVG



Date: 08-12-2022

Stocks are grouped by SECTOR and sorted from most to least attractive based on integrated Polaris Score = iPSCORE (see "Report Headings" tab).

SECTOR CODES: 1-Energy, 2-Materials, 3-Industrials, 4-Consumer Discretionary, 5-Consumer Staples, 6-Healthcare

SECTOR CODES: 7-Financials, 8-Information Technology, 9-Communication Services, 10-Utilities, 11-Real Estate

COMPANY	SECTOR	TICKER	PRICE	YIELD	iPSCORE	Behavioral Preference Factor	ABSOLUTE-SCALE METRICS			RELATIVE-SCALE METRICS		
							ABS DCOORD	TECH OUTLK	FUNDA OUTLK	REL DCOORD	rPSCORE	VTCAVG



Date: 08-12-2022

Stocks are grouped by SECTOR and sorted from most to least attractive based on integrated Polaris Score = iPSCORE (see "Report Headings" tab).

SECTOR CODES: 1-Energy, 2-Materials, 3-Industrials, 4-Consumer Discretionary, 5-Consumer Staples, 6-Healthcare

SECTOR CODES: 7-Financials, 8-Information Technology, 9-Communication Services, 10-Utilities, 11-Real Estate

COMPANY	SECTOR	TICKER	PRICE	YIELD	iPSCORE	Behavioral Preference Factor	ABSOLUTE-SCALE METRICS			RELATIVE-SCALE METRICS		
							ABS DCOORD	TECH OUTLK	FUNDA OUTLK	REL DCOORD	rPSCORE	VTCAVG



Date: 08-12-2022

Stocks are grouped by SECTOR and sorted from most to least attractive based on integrated Polaris Score = iPSCORE (see "Report Headings" tab).

SECTOR CODES: 1-Energy, 2-Materials, 3-Industrials, 4-Consumer Discretionary, 5-Consumer Staples, 6-Healthcare

SECTOR CODES: 7-Financials, 8-Information Technology, 9-Communication Services, 10-Utilities, 11-Real Estate

COMPANY	SECTOR	TICKER	PRICE	YIELD	iPSCORE	Behavioral Preference Factor	ABSOLUTE-SCALE METRICS			RELATIVE-SCALE METRICS		
							ABS DCOORD	TECH OUTLK	FUNDA OUTLK	REL DCOORD	rPSCORE	VTCAVG



Date: 08-12-2022

Stocks are grouped by SECTOR and sorted from most to least attractive based on integrated Polaris Score = iPSCORE (see "Report Headings" tab).

SECTOR CODES: 1-Energy, 2-Materials, 3-Industrials, 4-Consumer Discretionary, 5-Consumer Staples, 6-Healthcare

SECTOR CODES: 7-Financials, 8-Information Technology, 9-Communication Services, 10-Utilities, 11-Real Estate

COMPANY	SECTOR	TICKER	PRICE	YIELD	iPSCORE	Behavioral Preference Factor	ABSOLUTE-SCALE METRICS			RELATIVE-SCALE METRICS		
							ABS DCOORD	TECH OUTLK	FUNDA OUTLK	REL DCOORD	rPSCORE	VTCAVG



Date: 08-12-2022

Stocks are grouped by SECTOR and sorted from most to least attractive based on integrated Polaris Score = iPSCORE (see "Report Headings" tab).

SECTOR CODES: 1-Energy, 2-Materials, 3-Industrials, 4-Consumer Discretionary, 5-Consumer Staples, 6-Healthcare

SECTOR CODES: 7-Financials, 8-Information Technology, 9-Communication Services, 10-Utilities, 11-Real Estate

COMPANY	SECTOR	TICKER	PRICE	YIELD	iPSCORE	Behavioral Preference Factor	ABSOLUTE-SCALE METRICS			RELATIVE-SCALE METRICS		
							ABS DCOORD	TECH OUTLK	FUNDA OUTLK	REL DCOORD	rPSCORE	VTCAVG



Date: 08-12-2022

Stocks are grouped by SECTOR and sorted from most to least attractive based on integrated Polaris Score = iPSCORE (see "Report Headings" tab).

SECTOR CODES: 1-Energy, 2-Materials, 3-Industrials, 4-Consumer Discretionary, 5-Consumer Staples, 6-Healthcare

SECTOR CODES: 7-Financials, 8-Information Technology, 9-Communication Services, 10-Utilities, 11-Real Estate

COMPANY	SECTOR	TICKER	PRICE	YIELD	iPSCORE	Behavioral Preference Factor	ABSOLUTE-SCALE METRICS			RELATIVE-SCALE METRICS		
							ABS DCOORD	TECH OUTLK	FUNDA OUTLK	REL DCOORD	rPSCORE	VTCAVG



Date: 08-12-2022

Stocks are grouped by SECTOR and sorted from most to least attractive based on integrated Polaris Score = iPSCORE (see "Report Headings" tab).

SECTOR CODES: 1-Energy, 2-Materials, 3-Industrials, 4-Consumer Discretionary, 5-Consumer Staples, 6-Healthcare

SECTOR CODES: 7-Financials, 8-Information Technology, 9-Communication Services, 10-Utilities, 11-Real Estate

COMPANY	SECTOR	TICKER	PRICE	YIELD	iPSCORE	Behavioral Preference Factor	ABSOLUTE-SCALE METRICS			RELATIVE-SCALE METRICS		
							ABS DCOORD	TECH OUTLK	FUNDA OUTLK	REL DCOORD	rPSCORE	VTCAVG



Date: 08-12-2022

Stocks are grouped by SECTOR and sorted from most to least attractive based on integrated Polaris Score = iPSCORE (see "Report Headings" tab).

SECTOR CODES: 1-Energy, 2-Materials, 3-Industrials, 4-Consumer Discretionary, 5-Consumer Staples, 6-Healthcare

SECTOR CODES: 7-Financials, 8-Information Technology, 9-Communication Services, 10-Utilities, 11-Real Estate

COMPANY	SECTOR	TICKER	PRICE	YIELD	iPSCORE	Behavioral Preference Factor	ABSOLUTE-SCALE METRICS			RELATIVE-SCALE METRICS		
							ABS DCOORD	TECH OUTLK	FUNDA OUTLK	REL DCOORD	rPSCORE	VTCAVG



Date: 08-12-2022

Stocks are grouped by SECTOR and sorted from most to least attractive based on integrated Polaris Score = iPSCORE (see "Report Headings" tab).

SECTOR CODES: 1-Energy, 2-Materials, 3-Industrials, 4-Consumer Discretionary, 5-Consumer Staples, 6-Healthcare

SECTOR CODES: 7-Financials, 8-Information Technology, 9-Communication Services, 10-Utilities, 11-Real Estate

COMPANY	SECTOR	TICKER	PRICE	YIELD	iPSCORE	Behavioral Preference Factor	ABSOLUTE-SCALE METRICS			RELATIVE-SCALE METRICS		
							ABS DCOORD	TECH OUTLK	FUNDA OUTLK	REL DCOORD	rPSCORE	VTCAVG



Date: 08-12-2022

Stocks are grouped by SECTOR and sorted from most to least attractive based on integrated Polaris Score = iPSCORE (see "Report Headings" tab).

SECTOR CODES: 1-Energy, 2-Materials, 3-Industrials, 4-Consumer Discretionary, 5-Consumer Staples, 6-Healthcare

SECTOR CODES: 7-Financials, 8-Information Technology, 9-Communication Services, 10-Utilities, 11-Real Estate

COMPANY	SECTOR	TICKER	PRICE	YIELD	iPSCORE	Behavioral Preference Factor	ABSOLUTE-SCALE METRICS			RELATIVE-SCALE METRICS		
							ABS DCOORD	TECH OUTLK	FUNDA OUTLK	REL DCOORD	rPSCORE	VTCAVG



Date: 08-12-2022

Stocks are grouped by SECTOR and sorted from most to least attractive based on integrated Polaris Score = iPSCORE (see "Report Headings" tab).

SECTOR CODES: 1-Energy, 2-Materials, 3-Industrials, 4-Consumer Discretionary, 5-Consumer Staples, 6-Healthcare

SECTOR CODES: 7-Financials, 8-Information Technology, 9-Communication Services, 10-Utilities, 11-Real Estate

COMPANY	SECTOR	TICKER	PRICE	YIELD	iPSCORE	Behavioral Preference Factor	ABSOLUTE-SCALE METRICS			RELATIVE-SCALE METRICS		
							ABS DCOORD	TECH OUTLK	FUNDA OUTLK	REL DCOORD	rPSCORE	VTCAVG



Date: 08-12-2022

Stocks are grouped by SECTOR and sorted from most to least attractive based on integrated Polaris Score = iPSCORE (see "Report Headings" tab).

SECTOR CODES: 1-Energy, 2-Materials, 3-Industrials, 4-Consumer Discretionary, 5-Consumer Staples, 6-Healthcare

SECTOR CODES: 7-Financials, 8-Information Technology, 9-Communication Services, 10-Utilities, 11-Real Estate

COMPANY	SECTOR	TICKER	PRICE	YIELD	iPSCORE	Behavioral Preference Factor	ABSOLUTE-SCALE METRICS			RELATIVE-SCALE METRICS		
							ABS DCOORD	TECH OUTLK	FUNDA OUTLK	REL DCOORD	rPSCORE	VTCAVG



Date: 08-12-2022

Stocks are grouped by SECTOR and sorted from most to least attractive based on integrated Polaris Score = iPSCORE (see "Report Headings" tab).

SECTOR CODES: 1-Energy, 2-Materials, 3-Industrials, 4-Consumer Discretionary, 5-Consumer Staples, 6-Healthcare

SECTOR CODES: 7-Financials, 8-Information Technology, 9-Communication Services, 10-Utilities, 11-Real Estate

COMPANY	SECTOR	TICKER	PRICE	YIELD	iPSCORE	Behavioral Preference Factor	ABSOLUTE-SCALE METRICS			RELATIVE-SCALE METRICS		
							ABS DCOORD	TECH OUTLK	FUNDA OUTLK	REL DCOORD	rPSCORE	VTCAVG

Date: 08-12-2022

Stocks are grouped by SECTOR and sorted from most to least attractive based on integral

SECTOR CODES: 1-Energy, 2-Materials, 3-Industrials, 4-Consumer Discretionary, 5-Consumer

SECTOR CODES: 7-Financials, 8-Information Technology, 9-Communication Services, 10-Utiliti

COMPANY	SECTOR	TICKER	PRICE	YIELD	IPSCORE	Behavioral Preference Factor	ALE METRICS			MKT CAP \$millions	DAYS2TR	EPS REPORT DATE
							VSCORE	TSCORE	CSCORE			
Energy												
San Juan Bas Rt	1	SJT	13.22	13.18	0.90	0.76	1.22	1.86	0.00	N/A	2.55	20220815
Ecopetrol- Adr	1	EC	10.80	13.51	0.12	-0.34	0.99	2.01	-1.04	22,203	1.45	20220817
Materials												
Soc Quimica Min	2	SQM	101.12	9.14	2.11	1.40	1.15	1.81	2.08	26,614	0.20	20220818
Amcors Plc	2	AMCR	12.71	3.78	0.16	-1.71	-0.05	0.14	0.00	19,100	0.22	20220817
Cia Siderur-Adr	2	SID	3.15	8.62	-1.06	-0.24	-0.80	-0.98	0.00	4,371	1.59	20220817
Industrials												
Flex Lng Ltd	3	FLNG	33.83	8.87	0.13	-1.18	0.52	2.74	-0.54	1,800	2.04	20220816
Zto Express Inc	3	ZTO	26.15	0.00	-0.66	-0.08	0.03	-0.61	0.54	15,785	0.63	20220817
Shoals Technol	3	SHLS	26.62	0.00	-0.66	0.64	-1.93	-0.46	0.54	4,451	0.50	20220815
Deere & Co	3	DE	352.36	1.28	-1.11	1.75	-0.22	-0.61	-0.54	107,694	0.06	20220819
Zim Int Shp Srv	3	ZIM	52.41	21.75	-1.22	-2.02	0.32	1.52	-0.54	6,286	0.19	20220817
Consumer Discr												
Li Auto Inc-Adr	4	LI	31.52	0.00	1.99	2.22	-0.49	-0.27	2.19	32,556	0.08	20220815
Rlx Technology	4	RLX	1.61	0.00	1.00	-1.40	1.04	1.92	0.00	2,501	2.37	20220819
Melco Resorts	4	MLCO	5.20	0.00	1.00	-1.40	0.26	1.92	0.00	2,525	1.68	20220816
Kohls Corp	4	KSS	31.33	6.38	0.12	-0.77	1.21	2.19	-0.67	4,025	0.22	20220818
Foot Locker Inc	4	FL	29.93	5.35	0.00	0.32	1.24	-0.69	1.77	2,829	0.46	20220819
Tapestry Inc	4	TPR	34.44	2.90	-0.02	0.37	0.66	-0.96	1.77	8,672	0.25	20220818
Home Depot	4	HD	311.58	2.44	-0.02	0.37	0.45	-0.96	1.77	320,228	0.03	20220816
Buckle Inc	4	BKE	30.85	4.54	-0.02	0.37	0.06	-0.96	1.77	1,545	2.22	20220819
Childrens Place	4	PLCE	47.68	0.00	-0.68	-0.03	1.13	-0.96	0.67	628	1.76	20220817
Ross Stores	4	ROST	86.18	1.44	-0.68	-0.03	0.88	-0.96	0.00	30,157	0.13	20220818
Target Corp	4	TGT	169.67	2.12	-0.69	0.81	-0.77	-0.69	0.00	78,675	0.04	20220817
Lowes Cos	4	LOW	201.43	2.09	-1.17	1.42	-0.49	-0.96	-1.26	128,740	0.04	20220817

Date: 08-12-2022

Stocks are grouped by SECTOR and sorted from most to least attractive based on integral

SECTOR CODES: 1-Energy, 2-Materials, 3-Industrials, 4-Consumer Discretionary, 5-Consumer

SECTOR CODES: 7-Financials, 8-Information Technology, 9-Communication Services, 10-Utiliti

COMPANY	SECTOR	TICKER	PRICE	YIELD	IPSCORE	Behavioral Preference Factor	ALE METRICS			MKT CAP \$millions	DAYS2TR	EPS REPORT DATE
							VSCORE	TSCORE	CSCORE			
Brinker Intl	4	EAT	30.31	0.00	-1.19	0.51	0.40	-0.69	-0.67	1,329	0.96	20220817
Bath&Body Works	4	BBWI	37.34	2.14	-1.19	0.51	0.58	-0.96	-0.67	8,541	0.13	20220817
Tjx Cos Inc New	4	TJX	63.03	1.87	-1.19	0.51	0.40	-0.96	-0.67	73,848	0.08	20220817
Consumer Staple												
Spartan Nash Co	5	SPTN	31.84	2.64	2.22	0.94	-0.61	1.82	2.28	1,150	2.72	20220818
Bjs Wholesale	5	BJ	70.81	0.00	1.72	0.38	-0.20	0.00	1.60	9,572	0.26	20220818
Performance Fg	5	PFGC	50.68	0.00	-0.75	0.53	-0.53	-0.91	0.00	7,845	0.54	20220817
Estee Lauder	5	EL	272.50	0.88	-0.78	0.45	-0.55	-1.52	0.00	97,377	0.09	20220818
Walmart Inc	5	WMT	129.14	1.73	-1.20	1.56	-0.56	-1.52	-0.61	353,992	0.02	20220816
Health Care												
Agilent Tech	6	A	132.58	0.63	-1.22	1.71	-0.18	-1.04	-0.54	39,603	0.15	20220816
Premier Inc-A	6	PINC	38.53	2.08	-1.28	0.44	0.20	-0.74	-0.54	4,546	1.44	20220816
Info Technology												
Synopsys Inc	8	SNPS	375.71	0.00	2.18	0.49	-1.64	0.88	1.73	57,472	0.07	20220817
Netease Inc	8	NTES	89.82	1.42	1.70	-0.79	0.32	2.50	1.02	58,811	0.16	20220818
Vipshop Holdngs	8	VIPS	9.98	0.00	1.27	-0.03	-0.13	0.15	1.02	6,776	0.50	20220819
Jack Henry Assc	8	JKHY	209.16	0.94	1.00	0.63	-0.25	0.88	-0.63	15,240	0.30	20220816
Tencent Mus-Adr	8	TME	4.14	0.00	1.00	0.63	-0.12	0.74	-0.63	N/A	0.74	20220815
Analog Devices	8	ADI	175.08	1.74	0.82	-0.29	-0.38	0.00	1.73	91,008	0.04	20220817
Weibo Corp Ads	8	WB	19.13	0.00	0.07	-1.03	1.24	2.50	-1.26	4,525	1.94	20220817
Nice Ltd	8	NICE	228.73	0.00	-0.03	1.18	-0.35	-0.59	1.02	14,519	0.56	20220818
Keysight Tech	8	KEYS	166.56	0.00	-0.10	-0.81	-0.75	0.00	1.02	29,972	0.20	20220817
Bill.Com Holdng	8	BILL	162.51	0.00	-0.10	-0.81	-2.16	1.18	1.02	16,945	0.12	20220818
Fabrinet	8	FN	97.54	0.00	-0.71	0.79	-0.23	-0.29	0.00	3,588	1.68	20220815
Lumentum Hldgs	8	LITE	92.17	0.00	-0.78	-1.20	-0.18	0.00	0.00	6,360	0.49	20220816

Date: 08-12-2022

Stocks are grouped by SECTOR and sorted from most to least attractive based on integral

SECTOR CODES: 1-Energy, 2-Materials, 3-Industrials, 4-Consumer Discretionary, 5-Consumer

SECTOR CODES: 7-Financials, 8-Information Technology, 9-Communication Services, 10-Utiliti

COMPANY	SECTOR	TICKER	PRICE	YIELD	IPSCORE	Behavioral Preference Factor	ALE METRICS			MKT CAP \$millions	DAYS2TR	EPS REPORT DATE
							VSCORE	TSCORE	CSCORE			



Date: 08-12-2022

Stocks are grouped by SECTOR and sorted from most to least attractive based on integral

SECTOR CODES: 1-Energy, 2-Materials, 3-Industrials, 4-Consumer Discretionary, 5-Consumer

SECTOR CODES: 7-Financials, 8-Information Technology, 9-Communication Services, 10-Utiliti

COMPANY	SECTOR	TICKER	PRICE	YIELD	IPSCORE	Behavioral Preference Factor	ALE METRICS			MKT CAP \$millions	DAYS2TR	EPS REPORT DATE
							VSCORE	TSCORE	CSCORE			



Date: 08-12-2022

Stocks are grouped by SECTOR and sorted from most to least attractive based on integral

SECTOR CODES: 1-Energy, 2-Materials, 3-Industrials, 4-Consumer Discretionary, 5-Consumer

SECTOR CODES: 7-Financials, 8-Information Technology, 9-Communication Services, 10-Utiliti

COMPANY	SECTOR	TICKER	PRICE	YIELD	iPSCORE	Behavioral Preference Factor	ALE METRICS			MKT CAP \$millions	DAYS2TR	EPS REPORT DATE
							VSCORE	TSCORE	CSCORE			



Date: 08-12-2022

Stocks are grouped by SECTOR and sorted from most to least attractive based on integral

SECTOR CODES: 1-Energy, 2-Materials, 3-Industrials, 4-Consumer Discretionary, 5-Consumer

SECTOR CODES: 7-Financials, 8-Information Technology, 9-Communication Services, 10-Utiliti

COMPANY	SECTOR	TICKER	PRICE	YIELD	IPSCORE	Behavioral Preference Factor	ALE METRICS			MKT CAP \$millions	DAYS2TR	EPS REPORT DATE
							VSCORE	TSCORE	CSCORE			



Date: 08-12-2022

Stocks are grouped by SECTOR and sorted from most to least attractive based on integral

SECTOR CODES: 1-Energy, 2-Materials, 3-Industrials, 4-Consumer Discretionary, 5-Consumer

SECTOR CODES: 7-Financials, 8-Information Technology, 9-Communication Services, 10-Utiliti

COMPANY	SECTOR	TICKER	PRICE	YIELD	IPSCORE	Behavioral Preference Factor	ALE METRICS			MKT CAP \$millions	DAYS2TR	EPS REPORT DATE
							VSCORE	TSCORE	CSCORE			



Date: 08-12-2022

Stocks are grouped by SECTOR and sorted from most to least attractive based on integral

SECTOR CODES: 1-Energy, 2-Materials, 3-Industrials, 4-Consumer Discretionary, 5-Consumer

SECTOR CODES: 7-Financials, 8-Information Technology, 9-Communication Services, 10-Utiliti

COMPANY	SECTOR	TICKER	PRICE	YIELD	iPScore	Behavioral Preference Factor	ALE METRICS			MKT CAP \$millions	DAYS2TR	EPS REPORT DATE
							VSCORE	TSCORE	CSCORE			



Date: 08-12-2022

Stocks are grouped by SECTOR and sorted from most to least attractive based on integral

SECTOR CODES: 1-Energy, 2-Materials, 3-Industrials, 4-Consumer Discretionary, 5-Consumer

SECTOR CODES: 7-Financials, 8-Information Technology, 9-Communication Services, 10-Utiliti

COMPANY	SECTOR	TICKER	PRICE	YIELD	IPSCORE	Behavioral Preference Factor	ALE METRICS			MKT CAP \$millions	DAYS2TR	EPS REPORT DATE
							VSCORE	TSCORE	CSCORE			



Date: 08-12-2022

Stocks are grouped by SECTOR and sorted from most to least attractive based on integral

SECTOR CODES: 1-Energy, 2-Materials, 3-Industrials, 4-Consumer Discretionary, 5-Consumer

SECTOR CODES: 7-Financials, 8-Information Technology, 9-Communication Services, 10-Utiliti

COMPANY	SECTOR	TICKER	PRICE	YIELD	IPSCORE	Behavioral Preference Factor	ALE METRICS			MKT CAP \$millions	DAYS2TR	EPS REPORT DATE
							VSCORE	TSCORE	CSCORE			



Date: 08-12-2022

Stocks are grouped by SECTOR and sorted from most to least attractive based on integral

SECTOR CODES: 1-Energy, 2-Materials, 3-Industrials, 4-Consumer Discretionary, 5-Consumer

SECTOR CODES: 7-Financials, 8-Information Technology, 9-Communication Services, 10-Utiliti

COMPANY	SECTOR	TICKER	PRICE	YIELD	IPSCORE	Behavioral Preference Factor	ALE METRICS			MKT CAP \$millions	DAYS2TR	EPS REPORT DATE
							VSCORE	TSCORE	CSCORE			



Date: 08-12-2022

Stocks are grouped by SECTOR and sorted from most to least attractive based on integral

SECTOR CODES: 1-Energy, 2-Materials, 3-Industrials, 4-Consumer Discretionary, 5-Consumer

SECTOR CODES: 7-Financials, 8-Information Technology, 9-Communication Services, 10-Utiliti

COMPANY	SECTOR	TICKER	PRICE	YIELD	IPSCORE	Behavioral Preference Factor	ALE METRICS			MKT CAP \$millions	DAYS2TR	EPS REPORT DATE
							VSCORE	TSCORE	CSCORE			



Date: 08-12-2022

Stocks are grouped by SECTOR and sorted from most to least attractive based on integral

SECTOR CODES: 1-Energy, 2-Materials, 3-Industrials, 4-Consumer Discretionary, 5-Consumer

SECTOR CODES: 7-Financials, 8-Information Technology, 9-Communication Services, 10-Utiliti

COMPANY	SECTOR	TICKER	PRICE	YIELD	iPSCORE	Behavioral Preference Factor	ALE METRICS			MKT CAP \$millions	DAYS2TR	EPS REPORT DATE
							VSCORE	TSCORE	CSCORE			



Date: 08-12-2022

Stocks are grouped by SECTOR and sorted from most to least attractive based on integral

SECTOR CODES: 1-Energy, 2-Materials, 3-Industrials, 4-Consumer Discretionary, 5-Consumer

SECTOR CODES: 7-Financials, 8-Information Technology, 9-Communication Services, 10-Utiliti

COMPANY	SECTOR	TICKER	PRICE	YIELD	iPSCORE	Behavioral Preference Factor	ALE METRICS			MKT CAP \$millions	DAYS2TR	EPS REPORT DATE
							VSCORE	TSCORE	CSCORE			



Date: 08-12-2022

Stocks are grouped by SECTOR and sorted from most to least attractive based on integral

SECTOR CODES: 1-Energy, 2-Materials, 3-Industrials, 4-Consumer Discretionary, 5-Consumer

SECTOR CODES: 7-Financials, 8-Information Technology, 9-Communication Services, 10-Utiliti

COMPANY	SECTOR	TICKER	PRICE	YIELD	iPScore	Behavioral Preference Factor	ALE METRICS			MKT CAP \$millions	DAYS2TR	EPS REPORT DATE
							VSCORE	TSCORE	CSCORE			



Date: 08-12-2022

Stocks are grouped by SECTOR and sorted from most to least attractive based on integral

SECTOR CODES: 1-Energy, 2-Materials, 3-Industrials, 4-Consumer Discretionary, 5-Consumer

SECTOR CODES: 7-Financials, 8-Information Technology, 9-Communication Services, 10-Utiliti

COMPANY	SECTOR	TICKER	PRICE	YIELD	IPSCORE	Behavioral Preference Factor	ALE METRICS			MKT CAP \$millions	DAYS2TR	EPS REPORT DATE
							VSCORE	TSCORE	CSCORE			



Date: 08-12-2022

Stocks are grouped by SECTOR and sorted from most to least attractive based on integral

SECTOR CODES: 1-Energy, 2-Materials, 3-Industrials, 4-Consumer Discretionary, 5-Consumer

SECTOR CODES: 7-Financials, 8-Information Technology, 9-Communication Services, 10-Utiliti

COMPANY	SECTOR	TICKER	PRICE	YIELD	IPSCORE	Behavioral Preference Factor	ALE METRICS			MKT CAP \$millions	DAYS2TR	EPS REPORT DATE
							VSCORE	TSCORE	CSCORE			



Date: 08-12-2022

Stocks are grouped by SECTOR and sorted from most to least attractive based on integral

SECTOR CODES: 1-Energy, 2-Materials, 3-Industrials, 4-Consumer Discretionary, 5-Consumer

SECTOR CODES: 7-Financials, 8-Information Technology, 9-Communication Services, 10-Utiliti

COMPANY	SECTOR	TICKER	PRICE	YIELD	IPSCORE	Behavioral Preference Factor	ALE METRICS			MKT CAP \$millions	DAYS2TR	EPS REPORT DATE
							VSCORE	TSCORE	CSCORE			



Date: 08-12-2022

Stocks are grouped by SECTOR and sorted from most to least attractive based on integral

SECTOR CODES: 1-Energy, 2-Materials, 3-Industrials, 4-Consumer Discretionary, 5-Consumer

SECTOR CODES: 7-Financials, 8-Information Technology, 9-Communication Services, 10-Utiliti

COMPANY	SECTOR	TICKER	PRICE	YIELD	IPSCORE	Behavioral Preference Factor	ALE METRICS			MKT CAP \$millions	DAYS2TR	EPS REPORT DATE
							VSCORE	TSCORE	CSCORE			



Date: 08-12-2022

Stocks are grouped by SECTOR and sorted from most to least attractive based on integral

SECTOR CODES: 1-Energy, 2-Materials, 3-Industrials, 4-Consumer Discretionary, 5-Consumer

SECTOR CODES: 7-Financials, 8-Information Technology, 9-Communication Services, 10-Utiliti

COMPANY	SECTOR	TICKER	PRICE	YIELD	IPSCORE	Behavioral Preference Factor	ALE METRICS			MKT CAP \$millions	DAYS2TR	EPS REPORT DATE
							VSCORE	TSCORE	CSCORE			



Date: 08-12-2022

Stocks are grouped by SECTOR and sorted from most to least attractive based on integral

SECTOR CODES: 1-Energy, 2-Materials, 3-Industrials, 4-Consumer Discretionary, 5-Consumer

SECTOR CODES: 7-Financials, 8-Information Technology, 9-Communication Services, 10-Utiliti

COMPANY	SECTOR	TICKER	PRICE	YIELD	IPSCORE	Behavioral Preference Factor	ALE METRICS			MKT CAP \$millions	DAYS2TR	EPS REPORT DATE
							VSCORE	TSCORE	CSCORE			



Date: 08-12-2022

Stocks are grouped by SECTOR and sorted from most to least attractive based on integral

SECTOR CODES: 1-Energy, 2-Materials, 3-Industrials, 4-Consumer Discretionary, 5-Consumer

SECTOR CODES: 7-Financials, 8-Information Technology, 9-Communication Services, 10-Utiliti

COMPANY	SECTOR	TICKER	PRICE	YIELD	iPScore	Behavioral Preference Factor	ALE METRICS			MKT CAP \$millions	DAYS2TR	EPS REPORT DATE
							VSCORE	TSCORE	CSCORE			



Date: 08-12-2022

Stocks are grouped by SECTOR and sorted from most to least attractive based on integral

SECTOR CODES: 1-Energy, 2-Materials, 3-Industrials, 4-Consumer Discretionary, 5-Consumer

SECTOR CODES: 7-Financials, 8-Information Technology, 9-Communication Services, 10-Utiliti

COMPANY	SECTOR	TICKER	PRICE	YIELD	iPSCORE	Behavioral Preference Factor	ALE METRICS			MKT CAP \$millions	DAYS2TR	EPS REPORT DATE
							VSCORE	TSCORE	CSCORE			



Date: 08-12-2022

Stocks are grouped by SECTOR and sorted from most to least attractive based on integral

SECTOR CODES: 1-Energy, 2-Materials, 3-Industrials, 4-Consumer Discretionary, 5-Consumer

SECTOR CODES: 7-Financials, 8-Information Technology, 9-Communication Services, 10-Utiliti

COMPANY	SECTOR	TICKER	PRICE	YIELD	IPSCORE	Behavioral Preference Factor	ALE METRICS			MKT CAP \$millions	DAYS2TR	EPS REPORT DATE
							VSCORE	TSCORE	CSCORE			



Date: 08-12-2022

Stocks are grouped by SECTOR and sorted from most to least attractive based on integral

SECTOR CODES: 1-Energy, 2-Materials, 3-Industrials, 4-Consumer Discretionary, 5-Consumer

SECTOR CODES: 7-Financials, 8-Information Technology, 9-Communication Services, 10-Utiliti

COMPANY	SECTOR	TICKER	PRICE	YIELD	IPSCORE	Behavioral Preference Factor	ALE METRICS			MKT CAP \$millions	DAYS2TR	EPS REPORT DATE
							VSCORE	TSCORE	CSCORE			



Date: 08-12-2022

Stocks are grouped by SECTOR and sorted from most to least attractive based on integral

SECTOR CODES: 1-Energy, 2-Materials, 3-Industrials, 4-Consumer Discretionary, 5-Consumer

SECTOR CODES: 7-Financials, 8-Information Technology, 9-Communication Services, 10-Utiliti

COMPANY	SECTOR	TICKER	PRICE	YIELD	IPSCORE	Behavioral Preference Factor	ALE METRICS			MKT CAP \$millions	DAYS2TR	EPS REPORT DATE
							VSCORE	TSCORE	CSCORE			



Date: 08-12-2022

Stocks are grouped by SECTOR and sorted from most to least attractive based on integral

SECTOR CODES: 1-Energy, 2-Materials, 3-Industrials, 4-Consumer Discretionary, 5-Consumer

SECTOR CODES: 7-Financials, 8-Information Technology, 9-Communication Services, 10-Utiliti

COMPANY	SECTOR	TICKER	PRICE	YIELD	iPSCORE	Behavioral Preference Factor	ALE METRICS			MKT CAP \$millions	DAYS2TR	EPS REPORT DATE
							VSCORE	TSCORE	CSCORE			



Date: 08-12-2022

Stocks are grouped by SECTOR and sorted from most to least attractive based on integral

SECTOR CODES: 1-Energy, 2-Materials, 3-Industrials, 4-Consumer Discretionary, 5-Consumer

SECTOR CODES: 7-Financials, 8-Information Technology, 9-Communication Services, 10-Utiliti

COMPANY	SECTOR	TICKER	PRICE	YIELD	IPSCORE	Behavioral Preference Factor	ALE METRICS			MKT CAP \$millions	DAYS2TR	EPS REPORT DATE
							VSCORE	TSCORE	CSCORE			



Date: 08-12-2022

Stocks are grouped by SECTOR and sorted from most to least attractive based on integral

SECTOR CODES: 1-Energy, 2-Materials, 3-Industrials, 4-Consumer Discretionary, 5-Consumer

SECTOR CODES: 7-Financials, 8-Information Technology, 9-Communication Services, 10-Utiliti

COMPANY	SECTOR	TICKER	PRICE	YIELD	IPSCORE	Behavioral Preference Factor	ALE METRICS			MKT CAP \$millions	DAYS2TR	EPS REPORT DATE
							VSCORE	TSCORE	CSCORE			



Date: 08-12-2022

Stocks are grouped by SECTOR and sorted from most to least attractive based on integral

SECTOR CODES: 1-Energy, 2-Materials, 3-Industrials, 4-Consumer Discretionary, 5-Consumer

SECTOR CODES: 7-Financials, 8-Information Technology, 9-Communication Services, 10-Utiliti

	COMPANY	SECTOR	TICKER	PRICE	YIELD	iPScore	Behavioral Preference Factor	ALE METRICS			MKT CAP \$millions	DAYS2TR	EPS REPORT DATE
								VSCORE	TSCORE	CSCORE			




Date: 08-12-2022

Stocks are grouped by SECTOR and sorted from most to least attractive based on integral

SECTOR CODES: 1-Energy, 2-Materials, 3-Industrials, 4-Consumer Discretionary, 5-Consumer

SECTOR CODES: 7-Financials, 8-Information Technology, 9-Communication Services, 10-Utiliti

COMPANY	SECTOR	TICKER	PRICE	YIELD	IPSCORE	Behavioral Preference Factor	ALE METRICS			MKT CAP \$millions	DAYS2TR	EPS REPORT DATE
							VSCORE	TSCORE	CSCORE			



Date: 08-12-2022

Stocks are grouped by SECTOR and sorted from most to least attractive based on integral

SECTOR CODES: 1-Energy, 2-Materials, 3-Industrials, 4-Consumer Discretionary, 5-Consumer

SECTOR CODES: 7-Financials, 8-Information Technology, 9-Communication Services, 10-Utiliti

COMPANY	SECTOR	TICKER	PRICE	YIELD	IPSCORE	Behavioral Preference Factor	INDUSTRY GROUP
Energy							
San Juan Bas Rt	1	SJT	13.22	13.18	0.90	0.76	OIL & GAS-U S ROYALTY TR
Ecopetrol- Adr	1	EC	10.80	13.51	0.12	-0.34	EMERGING MARKETS INTEGRATED
Materials							
Soc Quimica Min	2	SQM	101.12	9.14	2.11	1.40	FERTILIZERS
Amcors Plc	2	AMCR	12.71	3.78	0.16	-1.71	CONTAINERS-PAPER/PLASTIC
Cia Siderur-Adr	2	SID	3.15	8.62	-1.06	-0.24	STEEL-PRODUCERS
Industrials							
Flex Lng Ltd	3	FLNG	33.83	8.87	0.13	-1.18	TRANSPORTATION-SHIP
Zto Express Inc	3	ZTO	26.15	0.00	-0.66	-0.08	TRANSPORTATION-SVCS
Shoals Technol	3	SHLS	26.62	0.00	-0.66	0.64	SOLAR
Deere & Co	3	DE	352.36	1.28	-1.11	1.75	MACHINERY-FARM
Zim Int Shp Srv	3	ZIM	52.41	21.75	-1.22	-2.02	TRANSPORTATION-SHIP
Consumer Discr							
Li Auto Inc-Adr	4	LI	31.52	0.00	1.99	2.22	AUTO MFRS-FOREIGN
Rlx Technology	4	RLX	1.61	0.00	1.00	-1.40	CONSUMER PROD-MISC DISCRECTN
Melco Resorts	4	MLCO	5.20	0.00	1.00	-1.40	GAMING
Kohls Corp	4	KSS	31.33	6.38	0.12	-0.77	RETAIL-REGNL DEPT STRS
Foot Locker Inc	4	FL	29.93	5.35	0.00	0.32	RETAIL-APPAREL/SHOE
Tapestry Inc	4	TPR	34.44	2.90	-0.02	0.37	RETAIL-APPAREL/SHOE
Home Depot	4	HD	311.58	2.44	-0.02	0.37	BLDG PROD-RETAIL/WHLSLE
Buckle Inc	4	BKE	30.85	4.54	-0.02	0.37	RETAIL-APPAREL/SHOE
Childrens Place	4	PLCE	47.68	0.00	-0.68	-0.03	RETAIL-APPAREL/SHOE
Ross Stores	4	ROST	86.18	1.44	-0.68	-0.03	RETAIL-DISCOUNT & VARIETY
Target Corp	4	TGT	169.67	2.12	-0.69	0.81	RETAIL-DISCOUNT & VARIETY
Lowes Cos	4	LOW	201.43	2.09	-1.17	1.42	BLDG PROD-RETAIL/WHLSLE

Date: 08-12-2022

Stocks are grouped by SECTOR and sorted from most to least attractive based on integral

SECTOR CODES: 1-Energy, 2-Materials, 3-Industrials, 4-Consumer Discretionary, 5-Consumer

SECTOR CODES: 7-Financials, 8-Information Technology, 9-Communication Services, 10-Utiliti

COMPANY	SECTOR	TICKER	PRICE	YIELD	IPSCORE	Behavioral Preference Factor	INDUSTRY GROUP
Brinker Intl	4	EAT	30.31	0.00	-1.19	0.51	RETAIL-FOOD & RESTAURANTS
Bath&Body Works	4	BBWI	37.34	2.14	-1.19	0.51	RETAIL-MISC/DIVERSIFIED
Tjx Cos Inc New	4	TJX	63.03	1.87	-1.19	0.51	RETAIL-DISCOUNT & VARIETY
Consumer Staple							
Spartan Nash Co	5	SPTN	31.84	2.64	2.22	0.94	FOOD ITEMS-WHOLESALE
Bjs Wholesale	5	BJ	70.81	0.00	1.72	0.38	CONS SERVICES - MISC
Performance Fg	5	PFGC	50.68	0.00	-0.75	0.53	FOOD ITEMS-WHOLESALE
Estee Lauder	5	EL	272.50	0.88	-0.78	0.45	COSMETICS & TOILETRIES
Walmart Inc	5	WMT	129.14	1.73	-1.20	1.56	RETAIL-SUPERMARKETS
Health Care							
Agilent Tech	6	A	132.58	0.63	-1.22	1.71	ELEC TEST EQUIPMENT
Premier Inc-A	6	PINC	38.53	2.08	-1.28	0.44	MEDICAL SERVICES
Info Technology							
Synopsys Inc	8	SNPS	375.71	0.00	2.18	0.49	COMPUTER-SOFTWARE
Netease Inc	8	NTES	89.82	1.42	1.70	-0.79	INTERNET SOFTWARE/SVCS
Vipshop Holdngs	8	VIPS	9.98	0.00	1.27	-0.03	INTERNET SERVICES - DELIVERY
Jack Henry Assc	8	JKHY	209.16	0.94	1.00	0.63	ELEC MISC SERVICES
Tencent Mus-Adr	8	TME	4.14	0.00	1.00	0.63	INTERNET CONTENT
Analog Devices	8	ADI	175.08	1.74	0.82	-0.29	SEMI-ANALOG & MIXED
Weibo Corp Ads	8	WB	19.13	0.00	0.07	-1.03	INTERNET CONTENT
Nice Ltd	8	NICE	228.73	0.00	-0.03	1.18	INTERNET SOFTWARE
Keysight Tech	8	KEYS	166.56	0.00	-0.10	-0.81	ELEC MEASRNG INSTRUMENTS
Bill.Com Holdng	8	BILL	162.51	0.00	-0.10	-0.81	INTERNET SOFTWARE
Fabrinet	8	FN	97.54	0.00	-0.71	0.79	ELEC-MISC COMPONENTS
Lumentum Hldgs	8	LITE	92.17	0.00	-0.78	-1.20	LASERS-SYS/COMPONENTS


Date: 08-12-2022

Stocks are grouped by SECTOR and sorted from most to least attractive based on integral

SECTOR CODES: 1-Energy, 2-Materials, 3-Industrials, 4-Consumer Discretionary, 5-Consumer

SECTOR CODES: 7-Financials, 8-Information Technology, 9-Communication Services, 10-Utiliti

	COMPANY	SECTOR	TICKER	PRICE	YIELD	iPScore	Behavioral Preference Factor	INDUSTRY GROUP
--	---------	--------	--------	-------	-------	---------	------------------------------	----------------




Date: 08-12-2022

Stocks are grouped by SECTOR and sorted from most to least attractive based on integral

SECTOR CODES: 1-Energy, 2-Materials, 3-Industrials, 4-Consumer Discretionary, 5-Consumer

SECTOR CODES: 7-Financials, 8-Information Technology, 9-Communication Services, 10-Utiliti

	COMPANY	SECTOR	TICKER	PRICE	YIELD	iPSCORE	Behavioral Preference Factor	INDUSTRY GROUP
--	---------	--------	--------	-------	-------	---------	------------------------------	----------------




Date: 08-12-2022

Stocks are grouped by SECTOR and sorted from most to least attractive based on integral

SECTOR CODES: 1-Energy, 2-Materials, 3-Industrials, 4-Consumer Discretionary, 5-Consumer

SECTOR CODES: 7-Financials, 8-Information Technology, 9-Communication Services, 10-Utiliti

	COMPANY	SECTOR	TICKER	PRICE	YIELD	iPSCORE	Behavioral Preference Factor	INDUSTRY GROUP
--	---------	--------	--------	-------	-------	---------	------------------------------	----------------




Date: 08-12-2022

Stocks are grouped by SECTOR and sorted from most to least attractive based on integral

SECTOR CODES: 1-Energy, 2-Materials, 3-Industrials, 4-Consumer Discretionary, 5-Consumer

SECTOR CODES: 7-Financials, 8-Information Technology, 9-Communication Services, 10-Utiliti

	COMPANY	SECTOR	TICKER	PRICE	YIELD	iPSCORE	Behavioral Preference Factor	INDUSTRY GROUP
--	---------	--------	--------	-------	-------	---------	------------------------------	----------------




Date: 08-12-2022

Stocks are grouped by SECTOR and sorted from most to least attractive based on integral

SECTOR CODES: 1-Energy, 2-Materials, 3-Industrials, 4-Consumer Discretionary, 5-Consumer

SECTOR CODES: 7-Financials, 8-Information Technology, 9-Communication Services, 10-Utiliti

	COMPANY	SECTOR	TICKER	PRICE	YIELD	iPSCORE	Behavioral Preference Factor	INDUSTRY GROUP
--	---------	--------	--------	-------	-------	---------	------------------------------	----------------




Date: 08-12-2022

Stocks are grouped by SECTOR and sorted from most to least attractive based on integral

SECTOR CODES: 1-Energy, 2-Materials, 3-Industrials, 4-Consumer Discretionary, 5-Consumer

SECTOR CODES: 7-Financials, 8-Information Technology, 9-Communication Services, 10-Utiliti

	COMPANY	SECTOR	TICKER	PRICE	YIELD	iPSCORE	Behavioral Preference Factor	INDUSTRY GROUP
--	---------	--------	--------	-------	-------	---------	------------------------------	----------------




Date: 08-12-2022

Stocks are grouped by SECTOR and sorted from most to least attractive based on integral

SECTOR CODES: 1-Energy, 2-Materials, 3-Industrials, 4-Consumer Discretionary, 5-Consumer

SECTOR CODES: 7-Financials, 8-Information Technology, 9-Communication Services, 10-Utiliti

	COMPANY	SECTOR	TICKER	PRICE	YIELD	iPScore	Behavioral Preference Factor	INDUSTRY GROUP
--	---------	--------	--------	-------	-------	---------	------------------------------	----------------




Date: 08-12-2022

Stocks are grouped by SECTOR and sorted from most to least attractive based on integral

SECTOR CODES: 1-Energy, 2-Materials, 3-Industrials, 4-Consumer Discretionary, 5-Consumer

SECTOR CODES: 7-Financials, 8-Information Technology, 9-Communication Services, 10-Utiliti

	COMPANY	SECTOR	TICKER	PRICE	YIELD	iPSCORE	Behavioral Preference Factor	INDUSTRY GROUP
--	---------	--------	--------	-------	-------	---------	------------------------------	----------------




Date: 08-12-2022

Stocks are grouped by SECTOR and sorted from most to least attractive based on integral

SECTOR CODES: 1-Energy, 2-Materials, 3-Industrials, 4-Consumer Discretionary, 5-Consumer

SECTOR CODES: 7-Financials, 8-Information Technology, 9-Communication Services, 10-Utiliti

	COMPANY	SECTOR	TICKER	PRICE	YIELD	iPSCORE	Behavioral Preference Factor	INDUSTRY GROUP
--	---------	--------	--------	-------	-------	---------	------------------------------	----------------




Date: 08-12-2022

Stocks are grouped by SECTOR and sorted from most to least attractive based on integral

SECTOR CODES: 1-Energy, 2-Materials, 3-Industrials, 4-Consumer Discretionary, 5-Consumer

SECTOR CODES: 7-Financials, 8-Information Technology, 9-Communication Services, 10-Utiliti

	COMPANY	SECTOR	TICKER	PRICE	YIELD	iPSCORE	Behavioral Preference Factor	INDUSTRY GROUP
--	---------	--------	--------	-------	-------	---------	------------------------------	----------------




Date: 08-12-2022

Stocks are grouped by SECTOR and sorted from most to least attractive based on integral

SECTOR CODES: 1-Energy, 2-Materials, 3-Industrials, 4-Consumer Discretionary, 5-Consumer

SECTOR CODES: 7-Financials, 8-Information Technology, 9-Communication Services, 10-Utiliti

	COMPANY	SECTOR	TICKER	PRICE	YIELD	iPSCORE	Behavioral Preference Factor	INDUSTRY GROUP
--	---------	--------	--------	-------	-------	---------	------------------------------	----------------




Date: 08-12-2022

Stocks are grouped by SECTOR and sorted from most to least attractive based on integral

SECTOR CODES: 1-Energy, 2-Materials, 3-Industrials, 4-Consumer Discretionary, 5-Consumer

SECTOR CODES: 7-Financials, 8-Information Technology, 9-Communication Services, 10-Utiliti

	COMPANY	SECTOR	TICKER	PRICE	YIELD	iPScore	Behavioral Preference Factor	INDUSTRY GROUP
--	---------	--------	--------	-------	-------	---------	------------------------------	----------------




Date: 08-12-2022

Stocks are grouped by SECTOR and sorted from most to least attractive based on integral

SECTOR CODES: 1-Energy, 2-Materials, 3-Industrials, 4-Consumer Discretionary, 5-Consumer

SECTOR CODES: 7-Financials, 8-Information Technology, 9-Communication Services, 10-Utiliti

	COMPANY	SECTOR	TICKER	PRICE	YIELD	iPScore	Behavioral Preference Factor	INDUSTRY GROUP
--	---------	--------	--------	-------	-------	---------	------------------------------	----------------




Date: 08-12-2022

Stocks are grouped by SECTOR and sorted from most to least attractive based on integral

SECTOR CODES: 1-Energy, 2-Materials, 3-Industrials, 4-Consumer Discretionary, 5-Consumer

SECTOR CODES: 7-Financials, 8-Information Technology, 9-Communication Services, 10-Utiliti

	COMPANY	SECTOR	TICKER	PRICE	YIELD	iPSCORE	Behavioral Preference Factor	INDUSTRY GROUP
--	---------	--------	--------	-------	-------	---------	------------------------------	----------------




Date: 08-12-2022

Stocks are grouped by SECTOR and sorted from most to least attractive based on integral

SECTOR CODES: 1-Energy, 2-Materials, 3-Industrials, 4-Consumer Discretionary, 5-Consumer

SECTOR CODES: 7-Financials, 8-Information Technology, 9-Communication Services, 10-Utiliti

	COMPANY	SECTOR	TICKER	PRICE	YIELD	iPSCORE	Behavioral Preference Factor	INDUSTRY GROUP
--	---------	--------	--------	-------	-------	---------	------------------------------	----------------




Date: 08-12-2022

Stocks are grouped by SECTOR and sorted from most to least attractive based on integral

SECTOR CODES: 1-Energy, 2-Materials, 3-Industrials, 4-Consumer Discretionary, 5-Consumer

SECTOR CODES: 7-Financials, 8-Information Technology, 9-Communication Services, 10-Utiliti

	COMPANY	SECTOR	TICKER	PRICE	YIELD	iPScore	Behavioral Preference Factor	INDUSTRY GROUP
--	---------	--------	--------	-------	-------	---------	------------------------------	----------------




Date: 08-12-2022

Stocks are grouped by SECTOR and sorted from most to least attractive based on integral

SECTOR CODES: 1-Energy, 2-Materials, 3-Industrials, 4-Consumer Discretionary, 5-Consumer

SECTOR CODES: 7-Financials, 8-Information Technology, 9-Communication Services, 10-Utiliti

	COMPANY	SECTOR	TICKER	PRICE	YIELD	iPSCORE	Behavioral Preference Factor	INDUSTRY GROUP
--	---------	--------	--------	-------	-------	---------	------------------------------	----------------




Date: 08-12-2022

Stocks are grouped by SECTOR and sorted from most to least attractive based on integral

SECTOR CODES: 1-Energy, 2-Materials, 3-Industrials, 4-Consumer Discretionary, 5-Consumer

SECTOR CODES: 7-Financials, 8-Information Technology, 9-Communication Services, 10-Utiliti

	COMPANY	SECTOR	TICKER	PRICE	YIELD	iPSCORE	Behavioral Preference Factor	INDUSTRY GROUP
--	---------	--------	--------	-------	-------	---------	------------------------------	----------------




Date: 08-12-2022

Stocks are grouped by SECTOR and sorted from most to least attractive based on integral

SECTOR CODES: 1-Energy, 2-Materials, 3-Industrials, 4-Consumer Discretionary, 5-Consumer

SECTOR CODES: 7-Financials, 8-Information Technology, 9-Communication Services, 10-Utiliti

	COMPANY	SECTOR	TICKER	PRICE	YIELD	iPSCORE	Behavioral Preference Factor	INDUSTRY GROUP
--	---------	--------	--------	-------	-------	---------	------------------------------	----------------




Date: 08-12-2022

Stocks are grouped by SECTOR and sorted from most to least attractive based on integral

SECTOR CODES: 1-Energy, 2-Materials, 3-Industrials, 4-Consumer Discretionary, 5-Consumer

SECTOR CODES: 7-Financials, 8-Information Technology, 9-Communication Services, 10-Utiliti

	COMPANY	SECTOR	TICKER	PRICE	YIELD	iPSCORE	Behavioral Preference Factor	INDUSTRY GROUP
--	---------	--------	--------	-------	-------	---------	------------------------------	----------------




Date: 08-12-2022

Stocks are grouped by SECTOR and sorted from most to least attractive based on integral

SECTOR CODES: 1-Energy, 2-Materials, 3-Industrials, 4-Consumer Discretionary, 5-Consumer

SECTOR CODES: 7-Financials, 8-Information Technology, 9-Communication Services, 10-Utiliti

	COMPANY	SECTOR	TICKER	PRICE	YIELD	iPSCORE	Behavioral Preference Factor	INDUSTRY GROUP
--	---------	--------	--------	-------	-------	---------	------------------------------	----------------




Date: 08-12-2022

Stocks are grouped by SECTOR and sorted from most to least attractive based on integral

SECTOR CODES: 1-Energy, 2-Materials, 3-Industrials, 4-Consumer Discretionary, 5-Consumer

SECTOR CODES: 7-Financials, 8-Information Technology, 9-Communication Services, 10-Utiliti

	COMPANY	SECTOR	TICKER	PRICE	YIELD	iPSCORE	Behavioral Preference Factor	INDUSTRY GROUP
--	---------	--------	--------	-------	-------	---------	------------------------------	----------------




Date: 08-12-2022

Stocks are grouped by SECTOR and sorted from most to least attractive based on integral

SECTOR CODES: 1-Energy, 2-Materials, 3-Industrials, 4-Consumer Discretionary, 5-Consumer

SECTOR CODES: 7-Financials, 8-Information Technology, 9-Communication Services, 10-Utiliti

	COMPANY	SECTOR	TICKER	PRICE	YIELD	iPSCORE	Behavioral Preference Factor	INDUSTRY GROUP
--	---------	--------	--------	-------	-------	---------	------------------------------	----------------




Date: 08-12-2022

Stocks are grouped by SECTOR and sorted from most to least attractive based on integral

SECTOR CODES: 1-Energy, 2-Materials, 3-Industrials, 4-Consumer Discretionary, 5-Consumer

SECTOR CODES: 7-Financials, 8-Information Technology, 9-Communication Services, 10-Utiliti

	COMPANY	SECTOR	TICKER	PRICE	YIELD	iPSCORE	Behavioral Preference Factor	INDUSTRY GROUP
--	---------	--------	--------	-------	-------	---------	------------------------------	----------------




Date: 08-12-2022

Stocks are grouped by SECTOR and sorted from most to least attractive based on integral

SECTOR CODES: 1-Energy, 2-Materials, 3-Industrials, 4-Consumer Discretionary, 5-Consumer

SECTOR CODES: 7-Financials, 8-Information Technology, 9-Communication Services, 10-Utiliti

	COMPANY	SECTOR	TICKER	PRICE	YIELD	iPSCORE	Behavioral Preference Factor	INDUSTRY GROUP
--	---------	--------	--------	-------	-------	---------	------------------------------	----------------




Date: 08-12-2022

Stocks are grouped by SECTOR and sorted from most to least attractive based on integral

SECTOR CODES: 1-Energy, 2-Materials, 3-Industrials, 4-Consumer Discretionary, 5-Consumer

SECTOR CODES: 7-Financials, 8-Information Technology, 9-Communication Services, 10-Utiliti

	COMPANY	SECTOR	TICKER	PRICE	YIELD	iPSCORE	Behavioral Preference Factor	INDUSTRY GROUP
--	---------	--------	--------	-------	-------	---------	------------------------------	----------------




Date: 08-12-2022

Stocks are grouped by SECTOR and sorted from most to least attractive based on integral

SECTOR CODES: 1-Energy, 2-Materials, 3-Industrials, 4-Consumer Discretionary, 5-Consumer

SECTOR CODES: 7-Financials, 8-Information Technology, 9-Communication Services, 10-Utiliti

	COMPANY	SECTOR	TICKER	PRICE	YIELD	iPSCORE	Behavioral Preference Factor	INDUSTRY GROUP
--	---------	--------	--------	-------	-------	---------	------------------------------	----------------




Date: 08-12-2022

Stocks are grouped by SECTOR and sorted from most to least attractive based on integral

SECTOR CODES: 1-Energy, 2-Materials, 3-Industrials, 4-Consumer Discretionary, 5-Consumer

SECTOR CODES: 7-Financials, 8-Information Technology, 9-Communication Services, 10-Utiliti

	COMPANY	SECTOR	TICKER	PRICE	YIELD	iPScore	Behavioral Preference Factor	INDUSTRY GROUP
--	---------	--------	--------	-------	-------	---------	------------------------------	----------------



Date: 08-12-2022

Stocks are grouped by SECTOR and sorted from most to least attractive based on integral

SECTOR CODES: 1-Energy, 2-Materials, 3-Industrials, 4-Consumer Discretionary, 5-Consumer

SECTOR CODES: 7-Financials, 8-Information Technology, 9-Communication Services, 10-Utiliti

	COMPANY	SECTOR	TICKER	PRICE	YIELD	iPScore	Behavioral Preference Factor	INDUSTRY GROUP
--	---------	--------	--------	-------	-------	---------	------------------------------	----------------

