

Date: 08-16-2022

Stocks are grouped by SECTOR and sorted from most to least attractive based on integrated Polaris Score = iPSCORE (see "Report Headings" tab).

SECTOR CODES: 1-Energy, 2-Materials, 3-Industrials, 4-Consumer Discretionary, 5-Consumer Staples, 6-Healthcare

SECTOR CODES: 7-Financials, 8-Information Technology, 9-Communication Services, 10-Utilities, 11-Real Estate

COMPANY	SECTOR	TICKER	PRICE	YIELD	iPSCORE	Behavioral Preference Factor	ABSOLUTE-SCALE METRICS			RELATIVE-SCALE METRICS		
							ABS DCOORD	TECH OUTLK	FUNDA OUTLK	REL DCOORD	rPSCORE	VTCAVG
Energy												
Jinkosolar Hldg	1	JKS	61.25	0.00	1.11	2.04	2	-0.50	1.67	2	1.30	0.51
Ecopetrol- Adr	1	EC	10.61	13.75	0.80	0.26	3	1.66	0.90	5	-0.28	0.49
Petrochina Adr	1	PTR	41.92	6.09	0.09	1.80	6	1.66	-0.51	7	-0.93	-0.88
Golden Ocean Gp	1	GOGL	10.90	18.35	-0.25	-0.17	8	0.94	0.90	1	0.78	0.69
Materials												
Posco-Adr	2	PKX	49.74	5.33	-0.89	0.21	16	-1.58	-0.88	2	0.77	-0.09
Cia Siderur-Adr	2	SID	3.18	8.54	-0.95	-0.15	16	-1.30	-0.98	4	-0.54	-0.59
Industrials												
Frontline Ltd	3	FRO	11.44	0.00	2.33	0.52	1	-0.24	1.74	3	0.72	0.83
Dycom Inds	3	DY	112.02	0.00	1.86	0.08	3	-0.24	0.90	3	0.12	0.64
Flex Lng Ltd	3	FLNG	35.58	8.43	0.23	-1.11	10	1.66	-1.22	5	-1.60	0.70
Nordson Corp	3	NDSN	245.78	0.83	0.07	-0.88	11	-1.19	0.87	3	0.12	0.24
Consumer Discr												
Jd.Com Inc-Adr	4	JD	57.29	0.00	2.80	-0.05	1	1.65	1.27	1	0.53	1.74
Dollar Tree Inc	4	DLTR	168.22	0.00	2.32	0.47	3	-0.22	0.90	3	0.82	0.77
Dollar General	4	DG	256.78	0.86	2.32	0.47	3	-0.22	0.87	3	0.82	0.76
Ulta Beauty Inc	4	ULTA	407.26	0.00	2.24	-1.01	3	-0.22	0.90	1	-0.64	1.00
Caleres Inc	4	CAL	29.97	0.93	2.24	-1.01	3	-0.22	0.93	1	-0.64	0.96
Pinduoduo Inc	4	PDD	49.34	0.00	2.10	1.18	4	-1.22	1.74	2	1.48	1.00
Nio Inc-Adr	4	NIO	20.91	0.00	1.35	0.82	7	-1.36	1.77	2	1.48	0.79
Ollies Bgn Outl	4	OLLI	66.49	0.00	0.47	-2.05	10	-0.22	-0.88	1	-1.16	0.37
Xpeng Inc	4	XPEV	22.91	0.00	0.47	-0.67	10	-0.07	-1.42	5	-1.16	0.20
Farfetch Ltd	4	FTCH	9.99	0.00	0.36	0.34	11	-1.65	0.87	2	1.48	1.11
Macys Inc	4	M	21.11	2.98	0.36	0.34	11	-1.36	0.90	2	1.48	1.05
Urban Outfitter	4	URBN	24.38	0.00	-0.41	0.03	14	-1.36	-0.58	2	1.12	0.39

Date: 08-16-2022

Stocks are grouped by SECTOR and sorted from most to least attractive based on integrated Polaris Score = iPSCORE (see "Report Headings" tab).

SECTOR CODES: 1-Energy, 2-Materials, 3-Industrials, 4-Consumer Discretionary, 5-Consumer Staples, 6-Healthcare

SECTOR CODES: 7-Financials, 8-Information Technology, 9-Communication Services, 10-Utilities, 11-Real Estate

COMPANY	SECTOR	TICKER	PRICE	YIELD	iPSCORE	Behavioral Preference Factor	ABSOLUTE-SCALE METRICS			RELATIVE-SCALE METRICS		
							ABS DCOORD	TECH OUTLK	FUNDA OUTLK	REL DCOORD	rPSCORE	VCAVG
Guess Inc	4	GES	21.28	4.23	-0.41	0.03	14	-1.51	-0.14	2	1.12	0.36
Gap Inc	4	GPS	11.48	5.23	-0.41	0.03	14	-1.65	-0.21	2	1.12	0.33
Abercrombie	4	ANF	21.58	0.00	-0.41	0.03	14	-1.65	-0.58	2	1.12	0.19
Brinker Intl	4	EAT	33.35	0.00	-0.41	0.03	14	-1.36	-0.54	2	1.12	0.19
Burlington Strs	4	BURL	168.11	0.00	-0.43	0.08	14	-1.65	-0.58	2	0.68	-0.08
Petco Hlth&Well	4	WOOF	16.52	0.00	-0.45	-0.99	14	0.07	-0.54	3	0.31	0.45
Hibbett Inc	4	HIBB	62.58	1.60	-0.45	-0.99	14	-1.08	-0.48	3	0.31	0.11
Toll Brothers	4	TOL	49.49	1.62	-0.91	-0.21	16	-1.36	-0.81	2	1.12	0.10
Peloton Interac	4	PTON	13.69	0.00	-0.91	0.61	16	-1.36	-1.01	4	1.04	-0.12
Advance Auto Pt	4	AAP	209.60	2.86	-0.93	1.66	16	-1.36	-1.25	8	0.68	-0.37
Dicks Sprtg Gds	4	DKS	112.85	1.73	-0.98	-1.37	16	-1.08	-0.95	3	-0.28	-0.16
Williams-Sonoma	4	WSM	168.87	1.85	-0.98	-1.37	16	-1.08	-0.85	3	-0.28	-0.26
Victorias Secr	4	VSCO	42.77	0.00	-1.03	-1.39	16	0.07	-1.38	5	-1.16	0.33
Nordstrom Inc	4	JWN	26.82	2.83	-1.03	-2.77	16	-1.08	-0.88	1	-1.16	0.17
La-Z-Boy Inc	4	LZB	30.61	2.16	-1.03	-2.77	16	-1.08	-0.95	1	-1.16	0.16
Consumer Staple												
Lancaster Colon	5	LANC	151.34	2.11	-0.77	0.08	14	-1.15	-0.44	2	0.71	-0.31
Smucker Jm	5	SJM	137.53	2.97	-0.77	0.08	14	-1.15	-0.48	2	0.71	-0.33
Hain Celestial	5	HAIN	24.57	0.00	-0.84	-2.13	14	0.08	-0.58	1	-0.87	0.19
Coty Inc	5	COTY	7.85	0.00	-1.19	1.84	16	-1.46	-0.91	8	0.63	-0.85
Health Care												
Legend Biotech	6	LEGN	45.95	0.00	-0.68	2.01	13	-0.52	-1.01	8	1.02	-0.83
Medtronic	6	MDT	95.31	2.85	-0.93	0.82	14	-1.41	-0.48	6	0.17	-0.40
Dentsply Sirona	6	XRAY	36.78	1.36	-1.36	0.61	16	-1.71	-0.85	6	0.17	-0.28
Financials												

Date: 08-16-2022

Stocks are grouped by SECTOR and sorted from most to least attractive based on integrated Polaris Score = iPSCORE (see "Report Headings" tab).

SECTOR CODES: 1-Energy, 2-Materials, 3-Industrials, 4-Consumer Discretionary, 5-Consumer Staples, 6-Healthcare

SECTOR CODES: 7-Financials, 8-Information Technology, 9-Communication Services, 10-Utilities, 11-Real Estate

COMPANY	SECTOR	TICKER	PRICE	YIELD	iPSCORE	Behavioral Preference Factor	ABSOLUTE-SCALE METRICS			RELATIVE-SCALE METRICS		
							ABS DCOORD	TECH OUTLK	FUNDA OUTLK	REL DCOORD	rPSCORE	VTCAVG
Prospect Cap Cp	7	PSEC	8.18	8.80	-0.18	1.26	11	-1.56	0.87	4	1.91	-0.39
Info Technology												
Box Inc-A	8	BOX	31.02	0.00	2.20	-0.57	1	-0.22	1.37	1	-0.41	0.72
Zoom Video Cmts	8	ZM	109.19	0.00	1.71	-0.94	3	-0.37	0.56	1	-1.06	0.58
Chindata Group	8	CD	7.49	0.00	1.01	-1.29	6	-0.22	-0.07	1	-1.06	0.69
Splunk Inc	8	SPLK	113.33	0.00	0.89	1.64	7	-1.41	1.74	4	1.78	0.25
Intuit Inc	8	INTU	488.18	0.56	0.89	1.64	7	-1.41	1.70	4	1.78	0.11
Elastic Nv	8	ESTC	84.00	0.00	0.89	1.64	7	-1.70	1.74	4	1.78	-0.03
Paycor Hcm Inc	8	PYCR	32.26	0.00	0.79	-0.36	7	-1.11	1.64	3	-0.60	-0.40
Gds Holdings	8	GDS	28.48	0.00	0.06	-0.97	10	1.41	-1.01	5	-1.42	1.30
Palo Alto Netwk	8	PANW	524.55	0.00	-0.08	-0.61	11	0.37	0.97	3	0.87	0.73
Salesforce.Com	8	CRM	189.59	0.00	-0.08	0.06	11	-1.70	0.90	2	0.78	0.14
Dell Technologs	8	DELL	48.59	2.72	-0.13	-1.74	11	0.07	0.50	1	-0.41	1.16
Ubiquiti Inc	8	UI	323.03	0.74	-0.76	0.93	14	-1.56	-0.44	4	1.23	-0.72
Snowflake Inc	8	SNOW	167.35	0.00	-0.76	0.93	14	-1.41	-0.51	4	1.23	-0.98
Ii-Vi Incorp	8	IIVI	54.60	0.00	-0.78	-0.29	14	-1.41	-0.44	2	0.78	0.17
Pageseguro Digtl	8	PAGS	14.90	0.00	-0.78	-0.29	14	-1.70	-0.51	2	0.78	0.11
Vmware Inc-A	8	VMW	122.64	0.00	-0.78	-0.29	14	-1.56	-0.07	2	0.78	0.01
Domo Inc	8	DOMO	32.27	0.00	-0.78	-0.29	14	-1.70	-0.18	2	0.78	-0.07
Nvidia Corp	8	NVDA	188.79	0.08	-0.78	1.65	14	-1.41	-0.61	8	0.68	-0.79
Affirm Holdings	8	AFRM	39.91	0.00	-0.81	0.79	14	-1.70	-0.58	6	0.13	-0.30
Marvell Tec Inc	8	MRVL	54.35	0.44	-1.25	1.42	16	-1.70	-0.88	8	0.68	-0.68
Netapp Inc	8	NTAP	74.77	2.67	-1.27	0.56	16	-1.41	-0.88	6	0.13	-0.17
Workday Inc-A	8	WDAY	177.79	0.00	-1.30	0.36	16	-1.70	-1.01	6	-0.60	-0.38
Autodesk Inc	8	ADSK	233.64	0.00	-1.32	-0.56	16	-1.11	-0.91	7	-1.06	-0.17

Date: 08-16-2022

Stocks are grouped by SECTOR and sorted from most to least attractive based on integrated Polaris Score = iPSCORE (see "Report Headings" tab).

SECTOR CODES: 1-Energy, 2-Materials, 3-Industrials, 4-Consumer Discretionary, 5-Consumer Staples, 6-Healthcare

SECTOR CODES: 7-Financials, 8-Information Technology, 9-Communication Services, 10-Utilities, 11-Real Estate

COMPANY	SECTOR	TICKER	PRICE	YIELD	iPSCORE	Behavioral Preference Factor	ABSOLUTE-SCALE METRICS			RELATIVE-SCALE METRICS		
							ABS DCOORD	TECH OUTLK	FUNDA OUTLK	REL DCOORD	rPSCORE	VTCAVG

Date: 08-16-2022

Stocks are grouped by SECTOR and sorted from most to least attractive based on integrated Polaris Score = iPSCORE (see "Report Headings" tab).

SECTOR CODES: 1-Energy, 2-Materials, 3-Industrials, 4-Consumer Discretionary, 5-Consumer Staples, 6-Healthcare

SECTOR CODES: 7-Financials, 8-Information Technology, 9-Communication Services, 10-Utilities, 11-Real Estate

COMPANY	SECTOR	TICKER	PRICE	YIELD	iPSCORE	Behavioral Preference Factor	ABSOLUTE-SCALE METRICS			RELATIVE-SCALE METRICS		
							ABS DCOORD	TECH OUTLK	FUNDA OUTLK	REL DCOORD	rPSCORE	VTC AVG


Date: 08-16-2022

Stocks are grouped by SECTOR and sorted from most to least attractive based on integrated Polaris Score = iPSCORE (see "Report Headings" tab).

SECTOR CODES: 1-Energy, 2-Materials, 3-Industrials, 4-Consumer Discretionary, 5-Consumer Staples, 6-Healthcare

SECTOR CODES: 7-Financials, 8-Information Technology, 9-Communication Services, 10-Utilities, 11-Real Estate

COMPANY	SECTOR	TICKER	PRICE	YIELD	iPSCORE	Behavioral Preference Factor	ABSOLUTE-SCALE METRICS			RELATIVE-SCALE METRICS		
							ABS DCOORD	TECH OUTLK	FUNDA OUTLK	REL DCOORD	rPSCORE	VTCAVG



Date: 08-16-2022

Stocks are grouped by SECTOR and sorted from most to least attractive based on integrated Polaris Score = iPSCORE (see "Report Headings" tab).

SECTOR CODES: 1-Energy, 2-Materials, 3-Industrials, 4-Consumer Discretionary, 5-Consumer Staples, 6-Healthcare

SECTOR CODES: 7-Financials, 8-Information Technology, 9-Communication Services, 10-Utilities, 11-Real Estate

COMPANY	SECTOR	TICKER	PRICE	YIELD	iPSCORE	Behavioral Preference Factor	ABSOLUTE-SCALE METRICS			RELATIVE-SCALE METRICS		
							ABS DCOORD	TECH OUTLK	FUNDA OUTLK	REL DCOORD	rPSCORE	VTCAVG

Date: 08-16-2022

Stocks are grouped by SECTOR and sorted from most to least attractive based on integrated Polaris Score = iPSCORE (see "Report Headings" tab).

SECTOR CODES: 1-Energy, 2-Materials, 3-Industrials, 4-Consumer Discretionary, 5-Consumer Staples, 6-Healthcare

SECTOR CODES: 7-Financials, 8-Information Technology, 9-Communication Services, 10-Utilities, 11-Real Estate

COMPANY	SECTOR	TICKER	PRICE	YIELD	iPSCORE	Behavioral Preference Factor	ABSOLUTE-SCALE METRICS			RELATIVE-SCALE METRICS		
							ABS DCOORD	TECH OUTLK	FUNDA OUTLK	REL DCOORD	rPSCORE	VTCAVG

Date: 08-16-2022

Stocks are grouped by SECTOR and sorted from most to least attractive based on integrated Polaris Score = iPSCORE (see "Report Headings" tab).

SECTOR CODES: 1-Energy, 2-Materials, 3-Industrials, 4-Consumer Discretionary, 5-Consumer Staples, 6-Healthcare

SECTOR CODES: 7-Financials, 8-Information Technology, 9-Communication Services, 10-Utilities, 11-Real Estate

COMPANY	SECTOR	TICKER	PRICE	YIELD	iPSCORE	Behavioral Preference Factor	ABSOLUTE-SCALE METRICS			RELATIVE-SCALE METRICS		
							ABS DCOORD	TECH OUTLK	FUNDA OUTLK	REL DCOORD	rPSCORE	VTC AVG

Date: 08-16-2022

Stocks are grouped by SECTOR and sorted from most to least attractive based on integrated Polaris Score = iPSCORE (see "Report Headings" tab).

SECTOR CODES: 1-Energy, 2-Materials, 3-Industrials, 4-Consumer Discretionary, 5-Consumer Staples, 6-Healthcare

SECTOR CODES: 7-Financials, 8-Information Technology, 9-Communication Services, 10-Utilities, 11-Real Estate

COMPANY	SECTOR	TICKER	PRICE	YIELD	iPSCORE	Behavioral Preference Factor	ABSOLUTE-SCALE METRICS			RELATIVE-SCALE METRICS		
							ABS DCOORD	TECH OUTLK	FUNDA OUTLK	REL DCOORD	rPSCORE	VTCAVG

Date: 08-16-2022

Stocks are grouped by SECTOR and sorted from most to least attractive based on integrated Polaris Score = iPSCORE (see "Report Headings" tab).

SECTOR CODES: 1-Energy, 2-Materials, 3-Industrials, 4-Consumer Discretionary, 5-Consumer Staples, 6-Healthcare

SECTOR CODES: 7-Financials, 8-Information Technology, 9-Communication Services, 10-Utilities, 11-Real Estate

COMPANY	SECTOR	TICKER	PRICE	YIELD	iPSCORE	Behavioral Preference Factor	ABSOLUTE-SCALE METRICS			RELATIVE-SCALE METRICS		
							ABS DCOORD	TECH OUTLK	FUNDA OUTLK	REL DCOORD	rPSCORE	VTCAVG

Date: 08-16-2022

Stocks are grouped by SECTOR and sorted from most to least attractive based on integrated Polaris Score = iPSCORE (see "Report Headings" tab).

SECTOR CODES: 1-Energy, 2-Materials, 3-Industrials, 4-Consumer Discretionary, 5-Consumer Staples, 6-Healthcare

SECTOR CODES: 7-Financials, 8-Information Technology, 9-Communication Services, 10-Utilities, 11-Real Estate

COMPANY	SECTOR	TICKER	PRICE	YIELD	iPSCORE	Behavioral Preference Factor	ABSOLUTE-SCALE METRICS			RELATIVE-SCALE METRICS		
							ABS DCOORD	TECH OUTLK	FUNDA OUTLK	REL DCOORD	rPSCORE	VTCAVG

Date: 08-16-2022

Stocks are grouped by SECTOR and sorted from most to least attractive based on integrated Polaris Score = iPSCORE (see "Report Headings" tab).

SECTOR CODES: 1-Energy, 2-Materials, 3-Industrials, 4-Consumer Discretionary, 5-Consumer Staples, 6-Healthcare

SECTOR CODES: 7-Financials, 8-Information Technology, 9-Communication Services, 10-Utilities, 11-Real Estate

COMPANY	SECTOR	TICKER	PRICE	YIELD	iPSCORE	Behavioral Preference Factor	ABSOLUTE-SCALE METRICS			RELATIVE-SCALE METRICS		
							ABS DCOORD	TECH OUTLK	FUNDA OUTLK	REL DCOORD	rPSCORE	VTC AVG

Date: 08-16-2022

Stocks are grouped by SECTOR and sorted from most to least attractive based on integrated Polaris Score = iPSCORE (see "Report Headings" tab).

SECTOR CODES: 1-Energy, 2-Materials, 3-Industrials, 4-Consumer Discretionary, 5-Consumer Staples, 6-Healthcare

SECTOR CODES: 7-Financials, 8-Information Technology, 9-Communication Services, 10-Utilities, 11-Real Estate

COMPANY	SECTOR	TICKER	PRICE	YIELD	iPSCORE	Behavioral Preference Factor	ABSOLUTE-SCALE METRICS			RELATIVE-SCALE METRICS		
							ABS DCOORD	TECH OUTLK	FUNDA OUTLK	REL DCOORD	rPSCORE	VTCAVG

Date: 08-16-2022

Stocks are grouped by SECTOR and sorted from most to least attractive based on integrated Polaris Score = iPSCORE (see "Report Headings" tab).

SECTOR CODES: 1-Energy, 2-Materials, 3-Industrials, 4-Consumer Discretionary, 5-Consumer Staples, 6-Healthcare

SECTOR CODES: 7-Financials, 8-Information Technology, 9-Communication Services, 10-Utilities, 11-Real Estate

COMPANY	SECTOR	TICKER	PRICE	YIELD	iPSCORE	Behavioral Preference Factor	ABSOLUTE-SCALE METRICS			RELATIVE-SCALE METRICS		
							ABS DCOORD	TECH OUTLK	FUNDA OUTLK	REL DCOORD	rPSCORE	VTC AVG

Date: 08-16-2022

Stocks are grouped by SECTOR and sorted from most to least attractive based on integrated Polaris Score = iPSCORE (see "Report Headings" tab).

SECTOR CODES: 1-Energy, 2-Materials, 3-Industrials, 4-Consumer Discretionary, 5-Consumer Staples, 6-Healthcare

SECTOR CODES: 7-Financials, 8-Information Technology, 9-Communication Services, 10-Utilities, 11-Real Estate

COMPANY	SECTOR	TICKER	PRICE	YIELD	iPSCORE	Behavioral Preference Factor	ABSOLUTE-SCALE METRICS			RELATIVE-SCALE METRICS		
							ABS DCOORD	TECH OUTLK	FUNDA OUTLK	REL DCOORD	rPSCORE	VTC AVG


Date: 08-16-2022

Stocks are grouped by SECTOR and sorted from most to least attractive based on integrated Polaris Score = iPSCORE (see "Report Headings" tab).

SECTOR CODES: 1-Energy, 2-Materials, 3-Industrials, 4-Consumer Discretionary, 5-Consumer Staples, 6-Healthcare

SECTOR CODES: 7-Financials, 8-Information Technology, 9-Communication Services, 10-Utilities, 11-Real Estate

COMPANY	SECTOR	TICKER	PRICE	YIELD	iPSCORE	Behavioral Preference Factor	ABSOLUTE-SCALE METRICS			RELATIVE-SCALE METRICS		
							ABS DCOORD	TECH OUTLK	FUNDA OUTLK	REL DCOORD	rPSCORE	VTCAVG



Date: 08-16-2022

Stocks are grouped by SECTOR and sorted from most to least attractive based on integrated Polaris Score = iPSCORE (see "Report Headings" tab).

SECTOR CODES: 1-Energy, 2-Materials, 3-Industrials, 4-Consumer Discretionary, 5-Consumer Staples, 6-Healthcare

SECTOR CODES: 7-Financials, 8-Information Technology, 9-Communication Services, 10-Utilities, 11-Real Estate

COMPANY	SECTOR	TICKER	PRICE	YIELD	iPSCORE	Behavioral Preference Factor	ABSOLUTE-SCALE METRICS			RELATIVE-SCALE METRICS		
							ABS DCOORD	TECH OUTLK	FUNDA OUTLK	REL DCOORD	rPSCORE	VTC AVG


Date: 08-16-2022

Stocks are grouped by SECTOR and sorted from most to least attractive based on integrated Polaris Score = iPSCORE (see "Report Headings" tab).

SECTOR CODES: 1-Energy, 2-Materials, 3-Industrials, 4-Consumer Discretionary, 5-Consumer Staples, 6-Healthcare

SECTOR CODES: 7-Financials, 8-Information Technology, 9-Communication Services, 10-Utilities, 11-Real Estate

COMPANY	SECTOR	TICKER	PRICE	YIELD	iPSCORE	Behavioral Preference Factor	ABSOLUTE-SCALE METRICS			RELATIVE-SCALE METRICS		
							ABS DCOORD	TECH OUTLK	FUNDA OUTLK	REL DCOORD	rPSCORE	VTCAVG



Date: 08-16-2022

Stocks are grouped by SECTOR and sorted from most to least attractive based on integrated Polaris Score = iPSCORE (see "Report Headings" tab).

SECTOR CODES: 1-Energy, 2-Materials, 3-Industrials, 4-Consumer Discretionary, 5-Consumer Staples, 6-Healthcare

SECTOR CODES: 7-Financials, 8-Information Technology, 9-Communication Services, 10-Utilities, 11-Real Estate

COMPANY	SECTOR	TICKER	PRICE	YIELD	iPSCORE	Behavioral Preference Factor	ABSOLUTE-SCALE METRICS			RELATIVE-SCALE METRICS		
							ABS DCOORD	TECH OUTLK	FUNDA OUTLK	REL DCOORD	rPSCORE	VTC AVG

Date: 08-16-2022

Stocks are grouped by SECTOR and sorted from most to least attractive based on integrated Polaris Score = iPSCORE (see "Report Headings" tab).

SECTOR CODES: 1-Energy, 2-Materials, 3-Industrials, 4-Consumer Discretionary, 5-Consumer Staples, 6-Healthcare

SECTOR CODES: 7-Financials, 8-Information Technology, 9-Communication Services, 10-Utilities, 11-Real Estate

COMPANY	SECTOR	TICKER	PRICE	YIELD	iPSCORE	Behavioral Preference Factor	ABSOLUTE-SCALE METRICS			RELATIVE-SCALE METRICS		
							ABS DCOORD	TECH OUTLK	FUNDA OUTLK	REL DCOORD	rPSCORE	VTCAVG

Date: 08-16-2022

Stocks are grouped by SECTOR and sorted from most to least attractive based on integrated Polaris Score = iPSCORE (see "Report Headings" tab).

SECTOR CODES: 1-Energy, 2-Materials, 3-Industrials, 4-Consumer Discretionary, 5-Consumer Staples, 6-Healthcare

SECTOR CODES: 7-Financials, 8-Information Technology, 9-Communication Services, 10-Utilities, 11-Real Estate

COMPANY	SECTOR	TICKER	PRICE	YIELD	iPSCORE	Behavioral Preference Factor	ABSOLUTE-SCALE METRICS			RELATIVE-SCALE METRICS		
							ABS DCOORD	TECH OUTLK	FUNDA OUTLK	REL DCOORD	rPSCORE	VTCAVG

Date: 08-16-2022

Stocks are grouped by SECTOR and sorted from most to least attractive based on integrated Polaris Score = iPSCORE (see "Report Headings" tab).

SECTOR CODES: 1-Energy, 2-Materials, 3-Industrials, 4-Consumer Discretionary, 5-Consumer Staples, 6-Healthcare

SECTOR CODES: 7-Financials, 8-Information Technology, 9-Communication Services, 10-Utilities, 11-Real Estate

COMPANY	SECTOR	TICKER	PRICE	YIELD	iPSCORE	Behavioral Preference Factor	ABSOLUTE-SCALE METRICS			RELATIVE-SCALE METRICS		
							ABS DCOORD	TECH OUTLK	FUNDA OUTLK	REL DCOORD	rPSCORE	VTCAVG

Date: 08-16-2022

Stocks are grouped by SECTOR and sorted from most to least attractive based on integrated Polaris Score = iPSCORE (see "Report Headings" tab).

SECTOR CODES: 1-Energy, 2-Materials, 3-Industrials, 4-Consumer Discretionary, 5-Consumer Staples, 6-Healthcare

SECTOR CODES: 7-Financials, 8-Information Technology, 9-Communication Services, 10-Utilities, 11-Real Estate

COMPANY	SECTOR	TICKER	PRICE	YIELD	iPSCORE	Behavioral Preference Factor	ABSOLUTE-SCALE METRICS			RELATIVE-SCALE METRICS		
							ABS DCOORD	TECH OUTLK	FUNDA OUTLK	REL DCOORD	rPSCORE	VTCAVG

Date: 08-16-2022

Stocks are grouped by SECTOR and sorted from most to least attractive based on integrated Polaris Score = iPSCORE (see "Report Headings" tab).

SECTOR CODES: 1-Energy, 2-Materials, 3-Industrials, 4-Consumer Discretionary, 5-Consumer Staples, 6-Healthcare

SECTOR CODES: 7-Financials, 8-Information Technology, 9-Communication Services, 10-Utilities, 11-Real Estate

COMPANY	SECTOR	TICKER	PRICE	YIELD	iPSCORE	Behavioral Preference Factor	ABSOLUTE-SCALE METRICS			RELATIVE-SCALE METRICS		
							ABS DCOORD	TECH OUTLK	FUNDA OUTLK	REL DCOORD	rPSCORE	VTC AVG

Date: 08-16-2022

Stocks are grouped by SECTOR and sorted from most to least attractive based on integrated Polaris Score = iPSCORE (see "Report Headings" tab).

SECTOR CODES: 1-Energy, 2-Materials, 3-Industrials, 4-Consumer Discretionary, 5-Consumer Staples, 6-Healthcare

SECTOR CODES: 7-Financials, 8-Information Technology, 9-Communication Services, 10-Utilities, 11-Real Estate

COMPANY	SECTOR	TICKER	PRICE	YIELD	iPSCORE	Behavioral Preference Factor	ABSOLUTE-SCALE METRICS			RELATIVE-SCALE METRICS		
							ABS DCOORD	TECH OUTLK	FUNDA OUTLK	REL DCOORD	rPSCORE	VTC AVG

Date: 08-16-2022

Stocks are grouped by SECTOR and sorted from most to least attractive based on integrated Polaris Score = iPSCORE (see "Report Headings" tab).

SECTOR CODES: 1-Energy, 2-Materials, 3-Industrials, 4-Consumer Discretionary, 5-Consumer Staples, 6-Healthcare

SECTOR CODES: 7-Financials, 8-Information Technology, 9-Communication Services, 10-Utilities, 11-Real Estate

COMPANY	SECTOR	TICKER	PRICE	YIELD	iPSCORE	Behavioral Preference Factor	ABSOLUTE-SCALE METRICS			RELATIVE-SCALE METRICS		
							ABS DCOORD	TECH OUTLK	FUNDA OUTLK	REL DCOORD	rPSCORE	VTC AVG

Date: 08-16-2022

Stocks are grouped by SECTOR and sorted from most to least attractive based on integrated Polaris Score = iPSCORE (see "Report Headings" tab).

SECTOR CODES: 1-Energy, 2-Materials, 3-Industrials, 4-Consumer Discretionary, 5-Consumer Staples, 6-Healthcare

SECTOR CODES: 7-Financials, 8-Information Technology, 9-Communication Services, 10-Utilities, 11-Real Estate

COMPANY	SECTOR	TICKER	PRICE	YIELD	iPSCORE	Behavioral Preference Factor	ABSOLUTE-SCALE METRICS			RELATIVE-SCALE METRICS		
							ABS DCOORD	TECH OUTLK	FUNDA OUTLK	REL DCOORD	rPSCORE	VTCAVG


Date: 08-16-2022

Stocks are grouped by SECTOR and sorted from most to least attractive based on integrated Polaris Score = iPSCORE (see "Report Headings" tab).

SECTOR CODES: 1-Energy, 2-Materials, 3-Industrials, 4-Consumer Discretionary, 5-Consumer Staples, 6-Healthcare

SECTOR CODES: 7-Financials, 8-Information Technology, 9-Communication Services, 10-Utilities, 11-Real Estate

COMPANY	SECTOR	TICKER	PRICE	YIELD	iPSCORE	Behavioral Preference Factor	ABSOLUTE-SCALE METRICS			RELATIVE-SCALE METRICS		
							ABS DCOORD	TECH OUTLK	FUNDA OUTLK	REL DCOORD	rPSCORE	VTCAVG



Date: 08-16-2022

Stocks are grouped by SECTOR and sorted from most to least attractive based on integrated Polaris Score = iPSCORE (see "Report Headings" tab).

SECTOR CODES: 1-Energy, 2-Materials, 3-Industrials, 4-Consumer Discretionary, 5-Consumer Staples, 6-Healthcare

SECTOR CODES: 7-Financials, 8-Information Technology, 9-Communication Services, 10-Utilities, 11-Real Estate

COMPANY	SECTOR	TICKER	PRICE	YIELD	iPSCORE	Behavioral Preference Factor	ABSOLUTE-SCALE METRICS			RELATIVE-SCALE METRICS		
							ABS DCOORD	TECH OUTLK	FUNDA OUTLK	REL DCOORD	rPSCORE	VTC AVG

Date: 08-16-2022

Stocks are grouped by SECTOR and sorted from most to least attractive based on integrated Polaris Score = iPSCORE (see "Report Headings" tab).

SECTOR CODES: 1-Energy, 2-Materials, 3-Industrials, 4-Consumer Discretionary, 5-Consumer Staples, 6-Healthcare

SECTOR CODES: 7-Financials, 8-Information Technology, 9-Communication Services, 10-Utilities, 11-Real Estate

COMPANY	SECTOR	TICKER	PRICE	YIELD	iPSCORE	Behavioral Preference Factor	ABSOLUTE-SCALE METRICS			RELATIVE-SCALE METRICS		
							ABS DCOORD	TECH OUTLK	FUNDA OUTLK	REL DCOORD	rPSCORE	VTCAVG

Date: 08-16-2022

Stocks are grouped by SECTOR and sorted from most to least attractive based on integra

SECTOR CODES: 1-Energy, 2-Materials, 3-Industrials, 4-Consumer Discretionary, 5-Consumer

SECTOR CODES: 7-Financials, 8-Information Technology, 9-Communication Services, 10-Utiliti

COMPANY	SECTOR	TICKER	PRICE	YIELD	IPSCORE	Behavioral Preference Factor	ALE METRICS			MKT CAP \$millions	DAYS2TR	EPS REPORT DATE
							VSCORE	TSCORE	CSCORE			
Energy												
Jinkosolar Hldg	1	JKS	61.25	0.00	1.11	2.04	0.57	-0.29	0.64	3,070	0.37	20220826
Ecopetrol- Adr	1	EC	10.61	13.75	0.80	0.26	0.99	1.87	-0.36	21,812	1.64	20220824
Petrochina Adr	1	PTR	41.92	6.09	0.09	1.80	-0.45	1.87	-2.00	76,722	2.31	20220825
Golden Ocean Gp	1	GOGL	10.90	18.35	-0.25	-0.17	1.26	1.15	0.00	1,562	0.90	20220825
Materials												
Posco-Adr	2	PKX	49.74	5.33	-0.89	0.21	0.97	-1.24	0.00	15,046	3.02	20220826
Cia Siderur-Adr	2	SID	3.18	8.54	-0.95	-0.15	-0.81	-0.96	0.00	4,412	1.71	20220824
Industrials												
Frontline Ltd	3	FRO	11.44	0.00	2.33	0.52	-0.19	0.95	2.11	2,328	0.77	20220825
Dycom Inds	3	DY	112.02	0.00	1.86	0.08	-0.24	0.95	1.60	3,310	0.88	20220824
Flex Lng Ltd	3	FLNG	35.58	8.43	0.23	-1.11	0.50	2.85	-0.46	1,893	1.76	20220823
Nordson Corp	3	NDSN	245.78	0.83	0.07	-0.88	-0.65	0.00	1.60	14,135	0.59	20220822
Consumer Discr												
Jd.Com Inc-Adr	4	JD	57.29	0.00	2.80	-0.05	0.24	2.73	2.25	77,216	0.07	20220823
Dollar Tree Inc	4	DLTR	168.22	0.00	2.32	0.47	-0.46	0.86	1.92	37,775	0.09	20220825
Dollar General	4	DG	256.78	0.86	2.32	0.47	-0.50	0.86	1.92	58,288	0.07	20220825
Ulta Beauty Inc	4	ULTA	407.26	0.00	2.24	-1.01	0.23	0.86	1.92	21,103	0.07	20220825
Caleres Inc	4	CAL	29.97	0.93	2.24	-1.01	0.08	0.86	1.92	1,101	1.40	20220823
Pinduoduo Inc	4	PDD	49.34	0.00	2.10	1.18	0.62	-0.14	2.52	61,118	0.07	20220823
Nio Inc-Adr	4	NIO	20.91	0.00	1.35	0.82	0.13	-0.29	2.52	34,899	0.03	20220824
Ollies Bgn Outl	4	OLLI	66.49	0.00	0.47	-2.05	0.26	0.86	0.00	4,155	0.36	20220825
Xpeng Inc	4	XPEV	22.91	0.00	0.47	-0.67	0.04	1.00	-0.46	19,601	0.11	20220823
Farfetch Ltd	4	FTCH	9.99	0.00	0.36	0.34	1.98	-0.57	1.92	3,804	0.34	20220825
Macys Inc	4	M	21.11	2.98	0.36	0.34	1.51	-0.29	1.92	5,694	0.12	20220823
Urban Outfitter	4	URBN	24.38	0.00	-0.41	0.03	0.93	-0.29	0.53	2,259	0.55	20220823

Date: 08-16-2022

Stocks are grouped by SECTOR and sorted from most to least attractive based on integral

SECTOR CODES: 1-Energy, 2-Materials, 3-Industrials, 4-Consumer Discretionary, 5-Consumer

SECTOR CODES: 7-Financials, 8-Information Technology, 9-Communication Services, 10-Utiliti

COMPANY	SECTOR	TICKER	PRICE	YIELD	IPSCORE	Behavioral Preference Factor	ALE METRICS			MKT CAP \$millions	DAYS2TR	EPS REPORT DATE
							VSCORE	TSCORE	CSCORE			
Guess Inc	4	GES	21.28	4.23	-0.41	0.03	0.44	-0.43	1.06	1,268	2.05	20220824
Gap Inc	4	GPS	11.48	5.23	-0.41	0.03	0.51	-0.57	1.06	4,224	0.33	20220825
Abercrombie	4	ANF	21.58	0.00	-0.41	0.03	0.62	-0.57	0.53	1,089	0.76	20220825
Brinker Intl	4	EAT	33.35	0.00	-0.41	0.03	0.33	-0.29	0.53	1,462	0.86	20220824
Burlington Strs	4	BURL	168.11	0.00	-0.43	0.08	0.26	-0.57	0.07	11,107	0.14	20220825
Petco Hlth&Well	4	WOOF	16.52	0.00	-0.45	-0.99	-0.32	1.15	0.53	3,760	0.65	20220824
Hibbett Inc	4	HIBB	62.58	1.60	-0.45	-0.99	-0.20	0.00	0.53	809	1.42	20220825
Toll Brothers	4	TOL	49.49	1.62	-0.91	-0.21	0.60	-0.29	0.00	5,690	0.44	20220823
Peloton Interac	4	PTON	13.69	0.00	-0.91	0.61	-0.07	-0.29	0.00	4,540	0.15	20220825
Advance Auto Pt	4	AAP	209.60	2.86	-0.93	1.66	-0.37	-0.29	-0.46	12,710	0.22	20220823
Dicks Sprtg Gds	4	DKS	112.85	1.73	-0.98	-1.37	-0.49	0.00	0.00	9,088	0.18	20220823
Williams-Sonoma	4	WSM	168.87	1.85	-0.98	-1.37	-0.77	0.00	0.00	11,612	0.15	20220824
Victorias Secr	4	VSCO	42.77	0.00	-1.03	-1.39	0.31	1.15	-0.46	3,553	0.46	20220824
Nordstrom Inc	4	JWN	26.82	2.83	-1.03	-2.77	0.50	0.00	0.00	4,307	0.20	20220823
La-Z-Boy Inc	4	LZB	30.61	2.16	-1.03	-2.77	0.48	0.00	0.00	1,328	2.38	20220823
Consumer Staple												
Lancaster Colon	5	LANC	151.34	2.11	-0.77	0.08	0.08	-0.92	0.00	4,165	1.13	20220825
Smucker Jm	5	SJM	137.53	2.97	-0.77	0.08	0.04	-0.92	0.00	14,916	0.26	20220823
Hain Celestial	5	HAIN	24.57	0.00	-0.84	-2.13	0.20	0.31	0.00	2,206	1.08	20220825
Coty Inc	5	COTY	7.85	0.00	-1.19	1.84	-0.40	-1.23	-0.97	6,588	0.60	20220825
Health Care												
Legend Biotech	6	LEGN	45.95	0.00	-0.68	2.01	-1.29	-0.15	-1.03	7,484	0.60	20220822
Medtronic	6	MDT	95.31	2.85	-0.93	0.82	0.36	-1.04	-0.52	127,862	0.06	20220823
Dentsply Sirona	6	XRAY	36.78	1.36	-1.36	0.61	1.52	-1.34	-1.03	7,924	0.40	20220825
Financials												

Date: 08-16-2022

Stocks are grouped by SECTOR and sorted from most to least attractive based on integral

SECTOR CODES: 1-Energy, 2-Materials, 3-Industrials, 4-Consumer Discretionary, 5-Consumer

SECTOR CODES: 7-Financials, 8-Information Technology, 9-Communication Services, 10-Utilities

COMPANY	SECTOR	TICKER	PRICE	YIELD	IPSCORE	Behavioral Preference Factor	VALUE METRICS			MKT CAP \$millions	DAYS2TR	EPS REPORT DATE
							VSCORE	TSCORE	CSCORE			
Prospect Cap Cp	7	PSEC	8.18	8.80	-0.18	1.26	-0.74	-0.45	0.00	3,208	2.78	20220823
Info Technology												
Box Inc-A	8	BOX	31.02	0.00	2.20	-0.57	0.03	0.89	1.74	4,469	0.71	20220824
Zoom Video Cmts	8	ZM	109.19	0.00	1.71	-0.94	0.40	0.74	0.60	32,580	0.07	20220822
Chindata Group	8	CD	7.49	0.00	1.01	-1.29	0.56	0.89	0.54	2,743	2.68	20220825
Splunk Inc	8	SPLK	113.33	0.00	0.89	1.64	-0.08	-0.30	2.01	18,235	0.18	20220824
Intuit Inc	8	INTU	488.18	0.56	0.89	1.64	-0.45	-0.30	2.01	137,704	0.04	20220823
Elastic Nv	8	ESTC	84.00	0.00	0.89	1.64	-0.49	-0.59	2.01	7,968	0.38	20220825
Paycor Hcm Inc	8	PYCR	32.26	0.00	0.79	-0.36	-2.00	0.00	2.01	5,643	2.12	20220823
Gds Holdings	8	GDS	28.48	0.00	0.06	-0.97	1.00	2.52	-0.54	5,323	1.22	20220823
Palo Alto Netwk	8	PANW	524.55	0.00	-0.08	-0.61	-0.35	1.48	1.41	52,264	0.04	20220822
Salesforce.Com	8	CRM	189.59	0.00	-0.08	0.06	0.23	-0.59	1.41	188,642	0.03	20220824
Dell Technologs	8	DELL	48.59	2.72	-0.13	-1.74	1.41	1.19	0.60	35,933	0.21	20220825
Ubiquiti Inc	8	UI	323.03	0.74	-0.76	0.93	-1.36	-0.44	0.00	19,517	1.58	20220826
Snowflake Inc	8	SNOW	167.35	0.00	-0.76	0.93	-2.16	-0.30	0.00	52,648	0.03	20220824
Ii-Vi Incorp	8	IIVI	54.60	0.00	-0.78	-0.29	0.72	-0.30	0.00	5,813	0.30	20220824
Pageseguro Digtl	8	PAGS	14.90	0.00	-0.78	-0.29	0.88	-0.59	0.00	4,911	0.48	20220825
Vmware Inc-A	8	VMW	122.64	0.00	-0.78	-0.29	0.19	-0.44	0.54	51,686	0.20	20220825
Domo Inc	8	DOMO	32.27	0.00	-0.78	-0.29	0.14	-0.59	0.54	1,065	2.52	20220825
Nvidia Corp	8	NVDA	188.79	0.08	-0.78	1.65	-1.44	-0.30	-0.47	471,975	0.00	20220824
Affirm Holdings	8	AFRM	39.91	0.00	-0.81	0.79	0.07	-0.59	-0.47	11,431	0.05	20220825
Marvell Tec Inc	8	MRVL	54.35	0.44	-1.25	1.42	-0.84	-0.59	-0.54	46,192	0.05	20220825
Netapp Inc	8	NTAP	74.77	2.67	-1.27	0.56	0.13	-0.30	-0.54	16,430	0.34	20220824
Workday Inc-A	8	WDAY	177.79	0.00	-1.30	0.36	0.12	-0.59	-0.94	45,159	0.06	20220825
Autodesk Inc	8	ADSK	233.64	0.00	-1.32	-0.56	-0.15	0.00	-0.54	50,763	0.08	20220824

Date: 08-16-2022

Stocks are grouped by SECTOR and sorted from most to least attractive based on integral

SECTOR CODES: 1-Energy, 2-Materials, 3-Industrials, 4-Consumer Discretionary, 5-Consumer

SECTOR CODES: 7-Financials, 8-Information Technology, 9-Communication Services, 10-Utilities

COMPANY	SECTOR	TICKER	PRICE	YIELD	IPSCORE	Behavioral Preference Factor	ALE METRICS			MKT CAP \$millions	DAYS2TR	EPS REPORT DATE
							VSCORE	TSCORE	CSCORE			



Date: 08-16-2022

Stocks are grouped by SECTOR and sorted from most to least attractive based on integral

SECTOR CODES: 1-Energy, 2-Materials, 3-Industrials, 4-Consumer Discretionary, 5-Consumer

SECTOR CODES: 7-Financials, 8-Information Technology, 9-Communication Services, 10-Utilities

	COMPANY	SECTOR	TICKER	PRICE	YIELD	IPSCORE	Behavioral Preference Factor	ALE METRICS			MKT CAP \$millions	DAYS2TR	EPS REPORT DATE
								VSCORE	TSCORE	CSCORE			




Date: 08-16-2022

Stocks are grouped by SECTOR and sorted from most to least attractive based on integral

SECTOR CODES: 1-Energy, 2-Materials, 3-Industrials, 4-Consumer Discretionary, 5-Consumer

SECTOR CODES: 7-Financials, 8-Information Technology, 9-Communication Services, 10-Utilities

	COMPANY	SECTOR	TICKER	PRICE	YIELD	IPSCORE	Behavioral Preference Factor	ALE METRICS			MKT CAP \$millions	DAYS2TR	EPS REPORT DATE
								VSCORE	TSCORE	CSCORE			




Date: 08-16-2022

Stocks are grouped by SECTOR and sorted from most to least attractive based on integral

SECTOR CODES: 1-Energy, 2-Materials, 3-Industrials, 4-Consumer Discretionary, 5-Consumer

SECTOR CODES: 7-Financials, 8-Information Technology, 9-Communication Services, 10-Utiliti

	COMPANY	SECTOR	TICKER	PRICE	YIELD	IPSCORE	Behavioral Preference Factor	ALE METRICS			MKT CAP \$millions	DAYS2TR	EPS REPORT DATE
								VSCORE	TSCORE	CSCORE			




Date: 08-16-2022

Stocks are grouped by SECTOR and sorted from most to least attractive based on integral

SECTOR CODES: 1-Energy, 2-Materials, 3-Industrials, 4-Consumer Discretionary, 5-Consumer

SECTOR CODES: 7-Financials, 8-Information Technology, 9-Communication Services, 10-Utilities

	COMPANY	SECTOR	TICKER	PRICE	YIELD	IPSCORE	Behavioral Preference Factor	ALE METRICS			MKT CAP \$millions	DAYS2TR	EPS REPORT DATE
								VSCORE	TSCORE	CSCORE			




Date: 08-16-2022

Stocks are grouped by SECTOR and sorted from most to least attractive based on integral

SECTOR CODES: 1-Energy, 2-Materials, 3-Industrials, 4-Consumer Discretionary, 5-Consumer

SECTOR CODES: 7-Financials, 8-Information Technology, 9-Communication Services, 10-Utilities

	COMPANY	SECTOR	TICKER	PRICE	YIELD	IPSCORE	Behavioral Preference Factor	ALE METRICS			MKT CAP \$millions	DAYS2TR	EPS REPORT DATE
								VSCORE	TSCORE	CSCORE			




Date: 08-16-2022

Stocks are grouped by SECTOR and sorted from most to least attractive based on integral

SECTOR CODES: 1-Energy, 2-Materials, 3-Industrials, 4-Consumer Discretionary, 5-Consumer

SECTOR CODES: 7-Financials, 8-Information Technology, 9-Communication Services, 10-Utilities

	COMPANY	SECTOR	TICKER	PRICE	YIELD	IPSCORE	Behavioral Preference Factor	ALE METRICS			MKT CAP \$millions	DAYS2TR	EPS REPORT DATE
								VSCORE	TSCORE	CSCORE			




Date: 08-16-2022

Stocks are grouped by SECTOR and sorted from most to least attractive based on integral

SECTOR CODES: 1-Energy, 2-Materials, 3-Industrials, 4-Consumer Discretionary, 5-Consumer

SECTOR CODES: 7-Financials, 8-Information Technology, 9-Communication Services, 10-Utilities

	COMPANY	SECTOR	TICKER	PRICE	YIELD	IPSCORE	Behavioral Preference Factor	ALE METRICS			MKT CAP \$millions	DAYS2TR	EPS REPORT DATE
								VSCORE	TSCORE	CSCORE			




Date: 08-16-2022

Stocks are grouped by SECTOR and sorted from most to least attractive based on integral

SECTOR CODES: 1-Energy, 2-Materials, 3-Industrials, 4-Consumer Discretionary, 5-Consumer

SECTOR CODES: 7-Financials, 8-Information Technology, 9-Communication Services, 10-Utilities

COMPANY	SECTOR	TICKER	PRICE	YIELD	IPSCORE	Behavioral Preference Factor	ALE METRICS			MKT CAP \$millions	DAYS2TR	EPS REPORT DATE
							VSCORE	TSCORE	CSCORE			



Date: 08-16-2022

Stocks are grouped by SECTOR and sorted from most to least attractive based on integral

SECTOR CODES: 1-Energy, 2-Materials, 3-Industrials, 4-Consumer Discretionary, 5-Consumer

SECTOR CODES: 7-Financials, 8-Information Technology, 9-Communication Services, 10-Utilities

COMPANY	SECTOR	TICKER	PRICE	YIELD	IPSCORE	Behavioral Preference Factor	ALE METRICS			MKT CAP \$millions	DAYS2TR	EPS REPORT DATE
							VSCORE	TSCORE	CSCORE			




Date: 08-16-2022

Stocks are grouped by SECTOR and sorted from most to least attractive based on integral

SECTOR CODES: 1-Energy, 2-Materials, 3-Industrials, 4-Consumer Discretionary, 5-Consumer

SECTOR CODES: 7-Financials, 8-Information Technology, 9-Communication Services, 10-Utilities

COMPANY	SECTOR	TICKER	PRICE	YIELD	IPSCORE	Behavioral Preference Factor	ALE METRICS			MKT CAP \$millions	DAYS2TR	EPS REPORT DATE
							VSCORE	TSCORE	CSCORE			




Date: 08-16-2022

Stocks are grouped by SECTOR and sorted from most to least attractive based on integral

SECTOR CODES: 1-Energy, 2-Materials, 3-Industrials, 4-Consumer Discretionary, 5-Consumer

SECTOR CODES: 7-Financials, 8-Information Technology, 9-Communication Services, 10-Utilities

COMPANY	SECTOR	TICKER	PRICE	YIELD	IPSCORE	Behavioral Preference Factor	ALE METRICS			MKT CAP \$millions	DAYS2TR	EPS REPORT DATE
							VSCORE	TSCORE	CSCORE			




Date: 08-16-2022

Stocks are grouped by SECTOR and sorted from most to least attractive based on integral

SECTOR CODES: 1-Energy, 2-Materials, 3-Industrials, 4-Consumer Discretionary, 5-Consumer

SECTOR CODES: 7-Financials, 8-Information Technology, 9-Communication Services, 10-Utilities

	COMPANY	SECTOR	TICKER	PRICE	YIELD	IPSCORE	Behavioral Preference Factor	ALE METRICS			MKT CAP \$millions	DAYS2TR	EPS REPORT DATE
								VSCORE	TSCORE	CSCORE			




Date: 08-16-2022

Stocks are grouped by SECTOR and sorted from most to least attractive based on integral

SECTOR CODES: 1-Energy, 2-Materials, 3-Industrials, 4-Consumer Discretionary, 5-Consumer

SECTOR CODES: 7-Financials, 8-Information Technology, 9-Communication Services, 10-Utilities

	COMPANY	SECTOR	TICKER	PRICE	YIELD	IPSCORE	Behavioral Preference Factor	ALE METRICS			MKT CAP \$millions	DAYS2TR	EPS REPORT DATE
								VSCORE	TSCORE	CSCORE			




Date: 08-16-2022

Stocks are grouped by SECTOR and sorted from most to least attractive based on integral

SECTOR CODES: 1-Energy, 2-Materials, 3-Industrials, 4-Consumer Discretionary, 5-Consumer

SECTOR CODES: 7-Financials, 8-Information Technology, 9-Communication Services, 10-Utilities

	COMPANY	SECTOR	TICKER	PRICE	YIELD	IPSCORE	Behavioral Preference Factor	ALE METRICS			MKT CAP \$millions	DAYS2TR	EPS REPORT DATE
								VSCORE	TSCORE	CSCORE			



Date: 08-16-2022

Stocks are grouped by SECTOR and sorted from most to least attractive based on integral

SECTOR CODES: 1-Energy, 2-Materials, 3-Industrials, 4-Consumer Discretionary, 5-Consumer

SECTOR CODES: 7-Financials, 8-Information Technology, 9-Communication Services, 10-Utilities

COMPANY	SECTOR	TICKER	PRICE	YIELD	IPSCORE	Behavioral Preference Factor	ALE METRICS			MKT CAP \$millions	DAYS2TR	EPS REPORT DATE
							VSCORE	TSCORE	CSCORE			




Date: 08-16-2022

Stocks are grouped by SECTOR and sorted from most to least attractive based on integral

SECTOR CODES: 1-Energy, 2-Materials, 3-Industrials, 4-Consumer Discretionary, 5-Consumer

SECTOR CODES: 7-Financials, 8-Information Technology, 9-Communication Services, 10-Utilities

	COMPANY	SECTOR	TICKER	PRICE	YIELD	IPSCORE	Behavioral Preference Factor	ALE METRICS			MKT CAP \$millions	DAYS2TR	EPS REPORT DATE
								VSCORE	TSCORE	CSCORE			



Date: 08-16-2022

Stocks are grouped by SECTOR and sorted from most to least attractive based on integral

SECTOR CODES: 1-Energy, 2-Materials, 3-Industrials, 4-Consumer Discretionary, 5-Consumer

SECTOR CODES: 7-Financials, 8-Information Technology, 9-Communication Services, 10-Utilities

	COMPANY	SECTOR	TICKER	PRICE	YIELD	IPSCORE	Behavioral Preference Factor	ALE METRICS			MKT CAP \$millions	DAYS2TR	EPS REPORT DATE
								VSCORE	TSCORE	CSCORE			



Date: 08-16-2022

Stocks are grouped by SECTOR and sorted from most to least attractive based on integral

SECTOR CODES: 1-Energy, 2-Materials, 3-Industrials, 4-Consumer Discretionary, 5-Consumer

SECTOR CODES: 7-Financials, 8-Information Technology, 9-Communication Services, 10-Utilities

COMPANY	SECTOR	TICKER	PRICE	YIELD	IPSCORE	Behavioral Preference Factor	ALE METRICS			MKT CAP \$millions	DAYS2TR	EPS REPORT DATE
							VSCORE	TSCORE	CSCORE			




Date: 08-16-2022

Stocks are grouped by SECTOR and sorted from most to least attractive based on integral

SECTOR CODES: 1-Energy, 2-Materials, 3-Industrials, 4-Consumer Discretionary, 5-Consumer

SECTOR CODES: 7-Financials, 8-Information Technology, 9-Communication Services, 10-Utilities

COMPANY	SECTOR	TICKER	PRICE	YIELD	IPSCORE	Behavioral Preference Factor	ALE METRICS			MKT CAP \$millions	DAYS2TR	EPS REPORT DATE
							VSCORE	TSCORE	CSCORE			




Date: 08-16-2022

Stocks are grouped by SECTOR and sorted from most to least attractive based on integral

SECTOR CODES: 1-Energy, 2-Materials, 3-Industrials, 4-Consumer Discretionary, 5-Consumer

SECTOR CODES: 7-Financials, 8-Information Technology, 9-Communication Services, 10-Utilities

	COMPANY	SECTOR	TICKER	PRICE	YIELD	IPSCORE	Behavioral Preference Factor	ALE METRICS			MKT CAP \$millions	DAYS2TR	EPS REPORT DATE
								VSCORE	TSCORE	CSCORE			



Date: 08-16-2022

Stocks are grouped by SECTOR and sorted from most to least attractive based on integral

SECTOR CODES: 1-Energy, 2-Materials, 3-Industrials, 4-Consumer Discretionary, 5-Consumer

SECTOR CODES: 7-Financials, 8-Information Technology, 9-Communication Services, 10-Utilities

COMPANY	SECTOR	TICKER	PRICE	YIELD	IPSCORE	Behavioral Preference Factor	ALE METRICS			MKT CAP \$millions	DAYS2TR	EPS REPORT DATE
							VSCORE	TSCORE	CSCORE			



Date: 08-16-2022

Stocks are grouped by SECTOR and sorted from most to least attractive based on integral

SECTOR CODES: 1-Energy, 2-Materials, 3-Industrials, 4-Consumer Discretionary, 5-Consumer

SECTOR CODES: 7-Financials, 8-Information Technology, 9-Communication Services, 10-Utilities

	COMPANY	SECTOR	TICKER	PRICE	YIELD	IPSCORE	Behavioral Preference Factor	ALE METRICS			MKT CAP \$millions	DAYS2TR	EPS REPORT DATE
								VSCORE	TSCORE	CSCORE			



Date: 08-16-2022

Stocks are grouped by SECTOR and sorted from most to least attractive based on integral

SECTOR CODES: 1-Energy, 2-Materials, 3-Industrials, 4-Consumer Discretionary, 5-Consumer

SECTOR CODES: 7-Financials, 8-Information Technology, 9-Communication Services, 10-Utilities

COMPANY	SECTOR	TICKER	PRICE	YIELD	IPSCORE	Behavioral Preference Factor	ALE METRICS			MKT CAP \$millions	DAYS2TR	EPS REPORT DATE
							VSCORE	TSCORE	CSCORE			




Date: 08-16-2022

Stocks are grouped by SECTOR and sorted from most to least attractive based on integral

SECTOR CODES: 1-Energy, 2-Materials, 3-Industrials, 4-Consumer Discretionary, 5-Consumer

SECTOR CODES: 7-Financials, 8-Information Technology, 9-Communication Services, 10-Utilities

	COMPANY	SECTOR	TICKER	PRICE	YIELD	IPSCORE	Behavioral Preference Factor	ALE METRICS			MKT CAP \$millions	DAYS2TR	EPS REPORT DATE
								VSCORE	TSCORE	CSCORE			



Date: 08-16-2022

Stocks are grouped by SECTOR and sorted from most to least attractive based on integral

SECTOR CODES: 1-Energy, 2-Materials, 3-Industrials, 4-Consumer Discretionary, 5-Consumer

SECTOR CODES: 7-Financials, 8-Information Technology, 9-Communication Services, 10-Utilities

COMPANY	SECTOR	TICKER	PRICE	YIELD	IPSCORE	Behavioral Preference Factor	ALE METRICS			MKT CAP \$millions	DAYS2TR	EPS REPORT DATE
							VSCORE	TSCORE	CSCORE			



Date: 08-16-2022

Stocks are grouped by SECTOR and sorted from most to least attractive based on integral

SECTOR CODES: 1-Energy, 2-Materials, 3-Industrials, 4-Consumer Discretionary, 5-Consumer

SECTOR CODES: 7-Financials, 8-Information Technology, 9-Communication Services, 10-Utiliti

COMPANY	SECTOR	TICKER	PRICE	YIELD	IPSCORE	Behavioral Preference Factor	ALE METRICS			MKT CAP \$millions	DAYS2TR	EPS REPORT DATE
							VSCORE	TSCORE	CSCORE			

Date: 08-16-2022

Stocks are grouped by SECTOR and sorted from most to least attractive based on integra

SECTOR CODES: 1-Energy, 2-Materials, 3-Industrials, 4-Consumer Discretionary, 5-Consumer

SECTOR CODES: 7-Financials, 8-Information Technology, 9-Communication Services, 10-Utiliti

COMPANY	SECTOR	TICKER	PRICE	YIELD	IPSCORE	Behavioral Preference Factor	INDUSTRY GROUP
Energy							
Jinkosolar Hldg	1	JKS	61.25	0.00	1.11	2.04	SOLAR
Ecopetrol- Adr	1	EC	10.61	13.75	0.80	0.26	EMERGING MARKETS INTEGRATED
Petrochina Adr	1	PTR	41.92	6.09	0.09	1.80	OIL & GAS-INTL INTEGRATED
Golden Ocean Gp	1	GOGL	10.90	18.35	-0.25	-0.17	TRANSPORTATION-SHIP
Materials							
Posco-Adr	2	PKX	49.74	5.33	-0.89	0.21	STEEL-PRODUCERS
Cia Siderur-Adr	2	SID	3.18	8.54	-0.95	-0.15	STEEL-PRODUCERS
Industrials							
Frontline Ltd	3	FRO	11.44	0.00	2.33	0.52	TRANSPORTATION-SHIP
Dycom Inds	3	DY	112.02	0.00	1.86	0.08	BLDG-HEAVY CONST
Flex Lng Ltd	3	FLNG	35.58	8.43	0.23	-1.11	TRANSPORTATION-SHIP
Nordson Corp	3	NDSN	245.78	0.83	0.07	-0.88	MACHINERY-GEN INDUSTRIAL
Consumer Discr							
Jd.Com Inc-Adr	4	JD	57.29	0.00	2.80	-0.05	ELECTRONIC COMMERCE
Dollar Tree Inc	4	DLTR	168.22	0.00	2.32	0.47	RETAIL-DISCOUNT & VARIETY
Dollar General	4	DG	256.78	0.86	2.32	0.47	RETAIL-DISCOUNT & VARIETY
Ulta Beauty Inc	4	ULTA	407.26	0.00	2.24	-1.01	RETAIL-MISC/DIVERSIFIED
Caleres Inc	4	CAL	29.97	0.93	2.24	-1.01	SHOES & REL APPAREL
Pinduoduo Inc	4	PDD	49.34	0.00	2.10	1.18	ELECTRONIC COMMERCE
Nio Inc-Adr	4	NIO	20.91	0.00	1.35	0.82	AUTO MFRS-FOREIGN
Ollies Bgn Outl	4	OLLI	66.49	0.00	0.47	-2.05	CONSUMER PROD-MISC STAPLES
Xpeng Inc	4	XPEV	22.91	0.00	0.47	-0.67	AUTO MFRS-FOREIGN
Farfetch Ltd	4	FTCH	9.99	0.00	0.36	0.34	RETAIL-APPAREL/SHOE
Macys Inc	4	M	21.11	2.98	0.36	0.34	RETAIL-REGNL DEPT STRS
Urban Outfitter	4	URBN	24.38	0.00	-0.41	0.03	RETAIL-APPAREL/SHOE

Date: 08-16-2022

Stocks are grouped by SECTOR and sorted from most to least attractive based on integral

SECTOR CODES: 1-Energy, 2-Materials, 3-Industrials, 4-Consumer Discretionary, 5-Consumer

SECTOR CODES: 7-Financials, 8-Information Technology, 9-Communication Services, 10-Utiliti

COMPANY	SECTOR	TICKER	PRICE	YIELD	IPSCORE	Behavioral Preference Factor	INDUSTRY GROUP
Guess Inc	4	GES	21.28	4.23	-0.41	0.03	TEXTILE-APPAREL MFG
Gap Inc	4	GPS	11.48	5.23	-0.41	0.03	RETAIL-APPAREL/SHOE
Abercrombie	4	ANF	21.58	0.00	-0.41	0.03	RETAIL-APPAREL/SHOE
Brinker Intl	4	EAT	33.35	0.00	-0.41	0.03	RETAIL-FOOD & RESTAURANTS
Burlington Strs	4	BURL	168.11	0.00	-0.43	0.08	RETAIL-DISCOUNT & VARIETY
Petco Hlth&Well	4	WOOF	16.52	0.00	-0.45	-0.99	RETAIL-MISC/DIVERSIFIED
Hibbett Inc	4	HIBB	62.58	1.60	-0.45	-0.99	RETAIL-APPAREL/SHOE
Toll Brothers	4	TOL	49.49	1.62	-0.91	-0.21	BLDG-RESIDENT/COMMRL
Peloton Interac	4	PTON	13.69	0.00	-0.91	0.61	LEISURE & RECREATION PROD
Advance Auto Pt	4	AAP	209.60	2.86	-0.93	1.66	RETAIL/WHLSLE-AUTO PARTS
Dicks Sprtg Gds	4	DKS	112.85	1.73	-0.98	-1.37	RETAIL-MISC/DIVERSIFIED
Williams-Sonoma	4	WSM	168.87	1.85	-0.98	-1.37	RETAIL-HOME FURNISHINGS
Victorias Secr	4	VSCO	42.77	0.00	-1.03	-1.39	LEISURE & RECREATION PROD
Nordstrom Inc	4	JWN	26.82	2.83	-1.03	-2.77	RETAIL-APPAREL/SHOE
La-Z-Boy Inc	4	LZB	30.61	2.16	-1.03	-2.77	FURNITURE
Consumer Staple							
Lancaster Colon	5	LANC	151.34	2.11	-0.77	0.08	FOOD-MISC/DIVERSIFIED
Smucker Jm	5	SJM	137.53	2.97	-0.77	0.08	FOOD-MISC/DIVERSIFIED
Hain Celestial	5	HAIN	24.57	0.00	-0.84	-2.13	FOOD-MISC/DIVERSIFIED
Coty Inc	5	COTY	7.85	0.00	-1.19	1.84	COSMETICS & TOILETRIES
Health Care							
Legend Biotech	6	LEGN	45.95	0.00	-0.68	2.01	MEDICAL-BIOMED/GENETICS
Medtronic	6	MDT	95.31	2.85	-0.93	0.82	MEDICAL PRODUCTS
Dentsply Sirona	6	XRAY	36.78	1.36	-1.36	0.61	MEDICAL/DENTAL-SUPPLIES
Financials							

Date: 08-16-2022

Stocks are grouped by SECTOR and sorted from most to least attractive based on integral

SECTOR CODES: 1-Energy, 2-Materials, 3-Industrials, 4-Consumer Discretionary, 5-Consumer

SECTOR CODES: 7-Financials, 8-Information Technology, 9-Communication Services, 10-Utiliti

COMPANY	SECTOR	TICKER	PRICE	YIELD	IPSCORE	Behavioral Preference Factor	INDUSTRY GROUP
Prospect Cap Cp	7	PSEC	8.18	8.80	-0.18	1.26	FINANCE-INVESTMENT MGMT
Info Technology							
Box Inc-A	8	BOX	31.02	0.00	2.20	-0.57	INTERNET SOFTWARE
Zoom Video Cmts	8	ZM	109.19	0.00	1.71	-0.94	INTERNET SOFTWARE
Chindata Group	8	CD	7.49	0.00	1.01	-1.29	TECHNOLOGY SERVICES
Splunk Inc	8	SPLK	113.33	0.00	0.89	1.64	INTERNET SOFTWARE
Intuit Inc	8	INTU	488.18	0.56	0.89	1.64	COMPUTER-SOFTWARE
Elastic Nv	8	ESTC	84.00	0.00	0.89	1.64	TECHNOLOGY SERVICES
Paycor Hcm Inc	8	PYCR	32.26	0.00	0.79	-0.36	INTERNET SOFTWARE
Gds Holdings	8	GDS	28.48	0.00	0.06	-0.97	TECHNOLOGY SERVICES
Palo Alto Netwk	8	PANW	524.55	0.00	-0.08	-0.61	SECURITY
Salesforce.Com	8	CRM	189.59	0.00	-0.08	0.06	COMPUTER-SOFTWARE
Dell Technologs	8	DELL	48.59	2.72	-0.13	-1.74	IT SERVICES
Ubiquiti Inc	8	UI	323.03	0.74	-0.76	0.93	WIRELESS EQUIPMENT
Snowflake Inc	8	SNOW	167.35	0.00	-0.76	0.93	INTERNET SOFTWARE
Ii-Vi Incorp	8	IIVI	54.60	0.00	-0.78	-0.29	MACHINERY-ELECTRICAL
Pageseguro Digtl	8	PAGS	14.90	0.00	-0.78	-0.29	FINANCIAL TRANSACTION SERVICES
Vmware Inc-A	8	VMW	122.64	0.00	-0.78	-0.29	COMPUTER-SOFTWARE
Domo Inc	8	DOMO	32.27	0.00	-0.78	-0.29	INTERNET SOFTWARE
Nvidia Corp	8	NVDA	188.79	0.08	-0.78	1.65	SEMI-GENERAL
Affirm Holdings	8	AFRM	39.91	0.00	-0.81	0.79	BUSINESS SERVICES
Marvell Tec Inc	8	MRVL	54.35	0.44	-1.25	1.42	TECHNOLOGY SERVICES
Netapp Inc	8	NTAP	74.77	2.67	-1.27	0.56	COMPUTER-STORAGE DEVICES
Workday Inc-A	8	WDAY	177.79	0.00	-1.30	0.36	INTERNET SOFTWARE
Autodesk Inc	8	ADSK	233.64	0.00	-1.32	-0.56	COMPUTER-SOFTWARE

Date: 08-16-2022

Stocks are grouped by SECTOR and sorted from most to least attractive based on integral

SECTOR CODES: 1-Energy, 2-Materials, 3-Industrials, 4-Consumer Discretionary, 5-Consumer

SECTOR CODES: 7-Financials, 8-Information Technology, 9-Communication Services, 10-Utiliti

	COMPANY	SECTOR	TICKER	PRICE	YIELD	IPSCORE	Behavioral Preference Factor	INDUSTRY GROUP
--	---------	--------	--------	-------	-------	---------	------------------------------	----------------



Date: 08-16-2022

Stocks are grouped by SECTOR and sorted from most to least attractive based on integral

SECTOR CODES: 1-Energy, 2-Materials, 3-Industrials, 4-Consumer Discretionary, 5-Consumer

SECTOR CODES: 7-Financials, 8-Information Technology, 9-Communication Services, 10-Utiliti

	COMPANY	SECTOR	TICKER	PRICE	YIELD	IPSCORE	Behavioral Preference Factor	INDUSTRY GROUP
--	---------	--------	--------	-------	-------	---------	------------------------------	----------------



Date: 08-16-2022

Stocks are grouped by SECTOR and sorted from most to least attractive based on integral

SECTOR CODES: 1-Energy, 2-Materials, 3-Industrials, 4-Consumer Discretionary, 5-Consumer

SECTOR CODES: 7-Financials, 8-Information Technology, 9-Communication Services, 10-Utiliti

	COMPANY	SECTOR	TICKER	PRICE	YIELD	IPSCORE	Behavioral Preference Factor	INDUSTRY GROUP
--	---------	--------	--------	-------	-------	---------	------------------------------	----------------



Date: 08-16-2022

Stocks are grouped by SECTOR and sorted from most to least attractive based on integral

SECTOR CODES: 1-Energy, 2-Materials, 3-Industrials, 4-Consumer Discretionary, 5-Consumer

SECTOR CODES: 7-Financials, 8-Information Technology, 9-Communication Services, 10-Utiliti

	COMPANY	SECTOR	TICKER	PRICE	YIELD	IPSCORE	Behavioral Preference Factor	INDUSTRY GROUP
--	---------	--------	--------	-------	-------	---------	------------------------------	----------------



Date: 08-16-2022

Stocks are grouped by SECTOR and sorted from most to least attractive based on integral

SECTOR CODES: 1-Energy, 2-Materials, 3-Industrials, 4-Consumer Discretionary, 5-Consumer

SECTOR CODES: 7-Financials, 8-Information Technology, 9-Communication Services, 10-Utiliti

	COMPANY	SECTOR	TICKER	PRICE	YIELD	IPSCORE	Behavioral Preference Factor	INDUSTRY GROUP
--	---------	--------	--------	-------	-------	---------	------------------------------	----------------



Date: 08-16-2022

Stocks are grouped by SECTOR and sorted from most to least attractive based on integral

SECTOR CODES: 1-Energy, 2-Materials, 3-Industrials, 4-Consumer Discretionary, 5-Consumer

SECTOR CODES: 7-Financials, 8-Information Technology, 9-Communication Services, 10-Utiliti

	COMPANY	SECTOR	TICKER	PRICE	YIELD	IPSCORE	Behavioral Preference Factor	INDUSTRY GROUP
--	---------	--------	--------	-------	-------	---------	------------------------------	----------------



Date: 08-16-2022

Stocks are grouped by SECTOR and sorted from most to least attractive based on integral

SECTOR CODES: 1-Energy, 2-Materials, 3-Industrials, 4-Consumer Discretionary, 5-Consumer

SECTOR CODES: 7-Financials, 8-Information Technology, 9-Communication Services, 10-Utiliti

	COMPANY	SECTOR	TICKER	PRICE	YIELD	IPSCORE	Behavioral Preference Factor	INDUSTRY GROUP
--	---------	--------	--------	-------	-------	---------	------------------------------	----------------



Date: 08-16-2022

Stocks are grouped by SECTOR and sorted from most to least attractive based on integral

SECTOR CODES: 1-Energy, 2-Materials, 3-Industrials, 4-Consumer Discretionary, 5-Consumer

SECTOR CODES: 7-Financials, 8-Information Technology, 9-Communication Services, 10-Utiliti

	COMPANY	SECTOR	TICKER	PRICE	YIELD	IPSCORE	Behavioral Preference Factor	INDUSTRY GROUP
--	---------	--------	--------	-------	-------	---------	------------------------------	----------------



Date: 08-16-2022

Stocks are grouped by SECTOR and sorted from most to least attractive based on integral

SECTOR CODES: 1-Energy, 2-Materials, 3-Industrials, 4-Consumer Discretionary, 5-Consumer

SECTOR CODES: 7-Financials, 8-Information Technology, 9-Communication Services, 10-Utiliti

	COMPANY	SECTOR	TICKER	PRICE	YIELD	IPSCORE	Behavioral Preference Factor	INDUSTRY GROUP
--	---------	--------	--------	-------	-------	---------	------------------------------	----------------



Date: 08-16-2022

Stocks are grouped by SECTOR and sorted from most to least attractive based on integral

SECTOR CODES: 1-Energy, 2-Materials, 3-Industrials, 4-Consumer Discretionary, 5-Consumer

SECTOR CODES: 7-Financials, 8-Information Technology, 9-Communication Services, 10-Utiliti

	COMPANY	SECTOR	TICKER	PRICE	YIELD	IPSCORE	Behavioral Preference Factor	INDUSTRY GROUP
--	---------	--------	--------	-------	-------	---------	------------------------------	----------------



Date: 08-16-2022

Stocks are grouped by SECTOR and sorted from most to least attractive based on integral

SECTOR CODES: 1-Energy, 2-Materials, 3-Industrials, 4-Consumer Discretionary, 5-Consumer

SECTOR CODES: 7-Financials, 8-Information Technology, 9-Communication Services, 10-Utiliti

	COMPANY	SECTOR	TICKER	PRICE	YIELD	IPSCORE	Behavioral Preference Factor	INDUSTRY GROUP
--	---------	--------	--------	-------	-------	---------	------------------------------	----------------



Date: 08-16-2022

Stocks are grouped by SECTOR and sorted from most to least attractive based on integral

SECTOR CODES: 1-Energy, 2-Materials, 3-Industrials, 4-Consumer Discretionary, 5-Consumer

SECTOR CODES: 7-Financials, 8-Information Technology, 9-Communication Services, 10-Utiliti

	COMPANY	SECTOR	TICKER	PRICE	YIELD	IPSCORE	Behavioral Preference Factor	INDUSTRY GROUP
--	---------	--------	--------	-------	-------	---------	------------------------------	----------------



Date: 08-16-2022

Stocks are grouped by SECTOR and sorted from most to least attractive based on integral

SECTOR CODES: 1-Energy, 2-Materials, 3-Industrials, 4-Consumer Discretionary, 5-Consumer

SECTOR CODES: 7-Financials, 8-Information Technology, 9-Communication Services, 10-Utiliti

	COMPANY	SECTOR	TICKER	PRICE	YIELD	IPSCORE	Behavioral Preference Factor	INDUSTRY GROUP
--	---------	--------	--------	-------	-------	---------	------------------------------	----------------



Date: 08-16-2022

Stocks are grouped by SECTOR and sorted from most to least attractive based on integral

SECTOR CODES: 1-Energy, 2-Materials, 3-Industrials, 4-Consumer Discretionary, 5-Consumer

SECTOR CODES: 7-Financials, 8-Information Technology, 9-Communication Services, 10-Utiliti

	COMPANY	SECTOR	TICKER	PRICE	YIELD	IPSCORE	Behavioral Preference Factor	INDUSTRY GROUP
--	---------	--------	--------	-------	-------	---------	------------------------------	----------------



Date: 08-16-2022

Stocks are grouped by SECTOR and sorted from most to least attractive based on integral

SECTOR CODES: 1-Energy, 2-Materials, 3-Industrials, 4-Consumer Discretionary, 5-Consumer

SECTOR CODES: 7-Financials, 8-Information Technology, 9-Communication Services, 10-Utiliti

	COMPANY	SECTOR	TICKER	PRICE	YIELD	IPSCORE	Behavioral Preference Factor	INDUSTRY GROUP
--	---------	--------	--------	-------	-------	---------	------------------------------	----------------



Date: 08-16-2022

Stocks are grouped by SECTOR and sorted from most to least attractive based on integral

SECTOR CODES: 1-Energy, 2-Materials, 3-Industrials, 4-Consumer Discretionary, 5-Consumer

SECTOR CODES: 7-Financials, 8-Information Technology, 9-Communication Services, 10-Utiliti

	COMPANY	SECTOR	TICKER	PRICE	YIELD	IPSCORE	Behavioral Preference Factor	INDUSTRY GROUP
--	---------	--------	--------	-------	-------	---------	------------------------------	----------------



Date: 08-16-2022

Stocks are grouped by SECTOR and sorted from most to least attractive based on integral

SECTOR CODES: 1-Energy, 2-Materials, 3-Industrials, 4-Consumer Discretionary, 5-Consumer

SECTOR CODES: 7-Financials, 8-Information Technology, 9-Communication Services, 10-Utiliti

	COMPANY	SECTOR	TICKER	PRICE	YIELD	IPSCORE	Behavioral Preference Factor	INDUSTRY GROUP
--	---------	--------	--------	-------	-------	---------	------------------------------	----------------



Date: 08-16-2022

Stocks are grouped by SECTOR and sorted from most to least attractive based on integral

SECTOR CODES: 1-Energy, 2-Materials, 3-Industrials, 4-Consumer Discretionary, 5-Consumer

SECTOR CODES: 7-Financials, 8-Information Technology, 9-Communication Services, 10-Utiliti

	COMPANY	SECTOR	TICKER	PRICE	YIELD	IPSCORE	Behavioral Preference Factor	INDUSTRY GROUP
--	---------	--------	--------	-------	-------	---------	------------------------------	----------------



Date: 08-16-2022

Stocks are grouped by SECTOR and sorted from most to least attractive based on integral

SECTOR CODES: 1-Energy, 2-Materials, 3-Industrials, 4-Consumer Discretionary, 5-Consumer

SECTOR CODES: 7-Financials, 8-Information Technology, 9-Communication Services, 10-Utiliti

	COMPANY	SECTOR	TICKER	PRICE	YIELD	IPSCORE	Behavioral Preference Factor	INDUSTRY GROUP
--	---------	--------	--------	-------	-------	---------	------------------------------	----------------



Date: 08-16-2022

Stocks are grouped by SECTOR and sorted from most to least attractive based on integral

SECTOR CODES: 1-Energy, 2-Materials, 3-Industrials, 4-Consumer Discretionary, 5-Consumer

SECTOR CODES: 7-Financials, 8-Information Technology, 9-Communication Services, 10-Utiliti

	COMPANY	SECTOR	TICKER	PRICE	YIELD	IPSCORE	Behavioral Preference Factor	INDUSTRY GROUP
--	---------	--------	--------	-------	-------	---------	------------------------------	----------------



Date: 08-16-2022

Stocks are grouped by SECTOR and sorted from most to least attractive based on integral

SECTOR CODES: 1-Energy, 2-Materials, 3-Industrials, 4-Consumer Discretionary, 5-Consumer

SECTOR CODES: 7-Financials, 8-Information Technology, 9-Communication Services, 10-Utiliti

	COMPANY	SECTOR	TICKER	PRICE	YIELD	IPSCORE	Behavioral Preference Factor	INDUSTRY GROUP
--	---------	--------	--------	-------	-------	---------	------------------------------	----------------



Date: 08-16-2022

Stocks are grouped by SECTOR and sorted from most to least attractive based on integral

SECTOR CODES: 1-Energy, 2-Materials, 3-Industrials, 4-Consumer Discretionary, 5-Consumer

SECTOR CODES: 7-Financials, 8-Information Technology, 9-Communication Services, 10-Utiliti

	COMPANY	SECTOR	TICKER	PRICE	YIELD	IPSCORE	Behavioral Preference Factor	INDUSTRY GROUP
--	---------	--------	--------	-------	-------	---------	------------------------------	----------------



Date: 08-16-2022

Stocks are grouped by SECTOR and sorted from most to least attractive based on integral

SECTOR CODES: 1-Energy, 2-Materials, 3-Industrials, 4-Consumer Discretionary, 5-Consumer

SECTOR CODES: 7-Financials, 8-Information Technology, 9-Communication Services, 10-Utiliti

	COMPANY	SECTOR	TICKER	PRICE	YIELD	IPSCORE	Behavioral Preference Factor	INDUSTRY GROUP
--	---------	--------	--------	-------	-------	---------	------------------------------	----------------



Date: 08-16-2022

Stocks are grouped by SECTOR and sorted from most to least attractive based on integral

SECTOR CODES: 1-Energy, 2-Materials, 3-Industrials, 4-Consumer Discretionary, 5-Consumer

SECTOR CODES: 7-Financials, 8-Information Technology, 9-Communication Services, 10-Utiliti

	COMPANY	SECTOR	TICKER	PRICE	YIELD	IPSCORE	Behavioral Preference Factor	INDUSTRY GROUP
--	---------	--------	--------	-------	-------	---------	------------------------------	----------------



Date: 08-16-2022

Stocks are grouped by SECTOR and sorted from most to least attractive based on integral

SECTOR CODES: 1-Energy, 2-Materials, 3-Industrials, 4-Consumer Discretionary, 5-Consumer

SECTOR CODES: 7-Financials, 8-Information Technology, 9-Communication Services, 10-Utiliti

	COMPANY	SECTOR	TICKER	PRICE	YIELD	IPSCORE	Behavioral Preference Factor	INDUSTRY GROUP
--	---------	--------	--------	-------	-------	---------	------------------------------	----------------



Date: 08-16-2022

Stocks are grouped by SECTOR and sorted from most to least attractive based on integral

SECTOR CODES: 1-Energy, 2-Materials, 3-Industrials, 4-Consumer Discretionary, 5-Consumer

SECTOR CODES: 7-Financials, 8-Information Technology, 9-Communication Services, 10-Utiliti

	COMPANY	SECTOR	TICKER	PRICE	YIELD	IPSCORE	Behavioral Preference Factor	INDUSTRY GROUP
--	---------	--------	--------	-------	-------	---------	------------------------------	----------------



Date: 08-16-2022

Stocks are grouped by SECTOR and sorted from most to least attractive based on integral

SECTOR CODES: 1-Energy, 2-Materials, 3-Industrials, 4-Consumer Discretionary, 5-Consumer

SECTOR CODES: 7-Financials, 8-Information Technology, 9-Communication Services, 10-Utiliti

	COMPANY	SECTOR	TICKER	PRICE	YIELD	IPSCORE	Behavioral Preference Factor	INDUSTRY GROUP
--	---------	--------	--------	-------	-------	---------	------------------------------	----------------



