



EARNINGS RELEASE PREVIEW : This supplementary Excel workbook provides our **detailed stock-by-stock analysis for 522 companies that are expected to report earnings during the Week of October 24 - October 28, 2022.**

The Excel workbook includes several tabs:

- 1) Stocks grouped by sector and ranked from most to least attractive
- 2) Stocks grouped by industry within sectors and ranked from most to least attractive
- 3) Separate Cross-Sector Analysis where all stocks are ranked from most to least attractive independent of sector grouping
- 4) On-the-Radar – The top 20 most attractive names independent of sector grouping
- 5) Alphabetical company listing of the **522** stocks

Other workbook tabs include background information on components of Polaris along with **historical performance of the multi-factor model (see the BACKTEST tab).**

Polaris is differentiated from other research offerings by virtue of its **proprietary content, customized delivery and performance accountability.** Please contact Qubit Research, LLC directly to discuss any details of our work or to learn how we can further customize our analysis for your interest.

Brian T. Hannon, CFA | Qubit Research, LLC
Founder, Director of Quantitative Equity Research
Timber Mill, Suite 6
Landenberg, PA 19350
Direct: 610-504-5643

bthannon@qubitinvest.com

www.qubitinvest.com

Date: 10-19-2022

Stocks are grouped by SECTOR and sorted from most to least attractive based on integrated Polaris Score = iPScore (see "Report Headings" tab).

SECTOR CODES: 1-Energy, 2-Materials, 3-Industrials, 4-Consumer Discretionary, 5-Consumer Staples, 6-Healthcare

SECTOR CODES: 7-Financials, 8-Information Technology, 9-Communication Services, 10-Utilities, 11-Real Estate

COMPANY	SECTOR	TICKER	PRICE	YIELD	iPScore	Behavioral Preference Factor	ABSOLUTE-SCALE METRICS			RELATIVE-SCALE METRICS					MKT CAP \$millions	DAYS2TR	EPS REPORT DATE	INDUSTRY GROUP	
							ABS DCOORD	TECH OUTLK	FUNDA OUTLK	REL DCOORD	iPScore	VTCavg	VSCORE	TSCORE					CSCORE
Energy																			
Us Silica Holdi	1	SLCA	12.66	0.00	1.28	1.02	1	-0.07	1.56	3	1.34	0.24	-0.42	0.15	0.92	957	2.47	20221028	MINING-MISC
Chevron Corp	1	CVX	168.00	3.38	1.28	1.02	1	-0.22	1.52	3	1.34	0.17	-0.55	0.00	0.92	330,089	0.02	20221028	OIL & GAS-INTL INTEGRATED
Exxon Mobil Crp	1	XOM	103.79	3.39	1.27	1.09	1	-0.22	1.52	3	1.01	0.11	-0.97	0.00	1.21	432,559	0.01	20221028	OIL & GAS-INTL INTEGRATED
Valero Energy	1	VLO	123.96	3.16	1.27	1.09	1	-0.22	1.56	3	1.01	0.11	-0.69	0.00	0.92	48,837	0.05	20221025	OIL REFINING & MARKETING
Petrobras-Adr C	1	PBR	14.87	24.22	1.21	-1.18	1	1.57	1.49	1	-0.04	0.83	0.50	1.79	0.92	96,984	0.05	20221027	EMERGING MARKETS INTEGRATED
Arch Resources	1	ARCH	136.89	0.73	1.21	-1.18	1	1.71	1.49	1	-0.04	0.68	0.13	1.94	0.92	2,540	0.32	20221027	COAL
Pbf Energy Inc	1	PBF	43.50	0.00	1.21	-1.18	1	-0.22	1.56	1	-0.04	0.59	0.13	0.00	1.21	5,304	0.20	20221027	OIL REFINING & MARKETING
Eqc Corp	1	EQT	42.21	1.42	0.97	-0.45	2	-0.52	1.56	4	-0.57	0.31	-0.15	-0.30	0.92	15,594	0.05	20221026	OIL & GAS-U S EXPLO & PROD
Magellan Mdstm	1	MMP	49.91	8.31	0.97	-0.45	2	-0.52	1.49	4	-0.57	0.30	-0.17	-0.30	0.92	10,366	0.51	20221027	OIL/GAS PROD PIPELINE MLP
Technipfmc Plc	1	FTI	9.93	0.00	0.84	0.92	3	-0.22	1.13	3	1.01	0.01	-0.47	0.00	0.50	4,490	0.31	20221026	OIL & GAS-FIELD SERVICES
World Fuel Svcs	1	INT	26.43	2.12	0.84	0.92	3	-0.22	1.10	3	1.01	-0.28	-1.13	0.00	0.50	1,636	2.34	20221027	OIL REFINING & MARKETING
Hess Midstream	1	HESM	27.16	8.19	0.76	-1.67	3	1.42	1.03	1	-0.57	0.47	0.16	1.64	0.50	1,195	2.04	20221026	E&P MLP
Petrobras-Adr P	1	PBR.A	13.43	26.82	0.76	-1.67	3	-0.22	0.61	1	-0.57	0.29	0.66	0.00	0.00	87,592	0.11	20221027	EMERGING MARKETS INTEGRATED
Peabody Energy	1	BTU	24.31	0.00	0.31	-0.65	5	-0.52	1.13	4	-1.03	-0.03	-0.49	-0.30	0.50	3,498	0.18	20221027	COAL
Dt Midstream	1	DTM	55.84	4.58	0.09	1.14	6	-0.22	-0.35	7	-1.23	-1.64	-2.55	0.00	-1.14	5,402	0.78	20221028	OIL & GAS-U S INTEGRATED
Nextier Oilf Sl	1	NEX	10.65	0.00	-0.01	0.58	7	0.67	1.56	3	1.01	-0.22	-1.93	0.89	1.21	2,600	0.90	20221025	OIL & GAS-FIELD SERVICES
Halliburton Co	1	HAL	31.96	1.50	-0.11	-0.82	7	-1.42	1.49	4	-1.03	-0.04	-1.00	-1.19	1.21	28,986	0.07	20221025	OIL & GAS-FIELD SERVICES
Championx Corp	1	CHX	23.09	1.30	-0.11	-0.82	7	-1.12	1.45	4	-1.03	-0.14	-1.02	-0.89	0.92	4,686	0.57	20221025	ENGINEERING/R&D SVCS
Nextera Egy Ptr	1	NEP	70.85	4.30	-0.25	-1.40	8	0.52	1.13	1	0.48	1.04	1.66	0.75	0.50	5,945	0.69	20221028	OTHER ALT ENERGY
Equinor Asa	1	EQNR	34.15	1.70	-0.32	-0.90	8	-0.82	1.13	4	-1.03	0.04	-0.62	-0.60	0.85	110,859	0.19	20221026	OIL REFINING & MARKETING
Matador Resourc	1	MTDR	65.21	0.61	-0.74	1.03	10	-0.22	-1.26	7	-0.77	-1.07	-0.34	0.00	-2.06	7,702	0.26	20221025	OIL & GAS-U S EXPLO & PROD
Hess Corp	1	HES	129.00	1.16	-0.74	1.03	10	-0.22	-1.33	7	-0.77	-1.14	-0.50	0.00	-2.06	39,940	0.09	20221026	OIL & GAS-U S INTEGRATED
Pioneer Nat Res	1	PXD	250.55	1.76	-0.79	-0.41	10	-0.22	-1.30	5	-1.76	-0.81	0.24	0.00	-2.06	60,623	0.04	20221027	OIL & GAS-U S EXPLO & PROD
Rpc Inc	1	RES	8.74	0.92	-0.86	0.23	11	-1.12	1.13	2	1.08	0.26	0.31	-0.89	0.50	1,894	2.97	20221026	OIL & GAS-FIELD SERVICES
Oceaneering Int	1	OII	9.64	0.00	-0.96	-1.16	11	-1.42	1.13	4	-1.03	-0.05	-0.68	-1.19	0.85	967	1.94	20221026	OIL & GAS-FIELD SERVICES
Nov Inc	1	NOV	19.58	1.02	-0.96	-1.16	11	-1.12	1.13	4	-1.03	-0.25	-0.85	-0.89	0.50	7,691	0.35	20221027	TECHNOLOGY SERVICES
Patterson-Uti	1	PTEN	14.57	1.10	-0.96	-1.16	11	-1.42	0.71	4	-1.03	-0.28	-0.76	-1.19	0.43	3,159	0.61	20221026	OIL & GAS-DRILLNG
Nabors Ind	1	NBR	126.83	0.00	-0.98	-1.02	11	-1.42	0.71	4	-1.43	-0.38	-0.99	-1.19	0.43	1,332	1.27	20221025	OIL & GAS-DRILLNG
Southwestm Ene	1	SWN	6.94	0.00	-1.37	1.00	13	-0.52	-1.26	6	-0.77	-0.77	0.41	-0.30	-2.06	7,733	0.12	20221027	OIL & GAS-U S EXPLO & PROD
Range Resources	1	RRC	28.27	1.13	-1.37	0.78	13	1.27	-1.23	7	-0.77	-0.97	-0.50	1.49	-2.06	7,432	0.18	20221024	OIL & GAS-U S EXPLO & PROD
Antero Resource	1	AR	36.80	0.00	-1.42	0.01	13	-0.52	-0.91	8	-1.76	-1.03	-0.60	-0.30	-1.64	11,265	0.07	20221026	OIL & GAS-U S EXPLO & PROD
Cnx Resources	1	CNX	18.10	0.00	-1.59	0.69	14	0.37	-0.49	7	-0.77	-0.82	-0.86	0.60	-1.14	3,429	0.45	20221027	OIL & GAS-U S EXPLO & PROD
Crestwood Eqty	1	CEQP	30.26	8.66	-1.60	-0.89	14	0.67	-0.49	5	-1.03	-0.16	0.07	0.89	-0.64	3,306	1.62	20221025	OIL/GAS PROD PIPELINE MLP
Antero Midstrm	1	AM	10.36	8.69	-2.06	-0.25	16	-1.12	-0.80	8	-1.76	-1.14	-0.71	-0.89	-1.64	4,957	0.75	20221026	OIL & GAS-U S INTEGRATED
Materials																			
Graphic Pkg Hld	2	GPK	21.16	1.42	1.52	1.27	2	-0.53	1.49	4	1.06	0.65	-0.01	-0.45	2.40	6,514	0.48	20221025	CONTAINERS-PAPER/PLASTIC
Cemex Sa Adr	2	CX	3.35	0.00	0.40	1.06	6	-0.38	-0.49	4	0.68	-0.27	-0.51	-0.30	0.00	4,927	1.75	20221027	BLDG-CEMENT/CONCRT/AG

Date: 10-19-2022

Stocks are grouped by SECTOR and sorted from most to least attractive based on integrated Polaris Score = iPScore (see "Report Headings" tab).

SECTOR CODES: 1-Energy, 2-Materials, 3-Industrials, 4-Consumer Discretionary, 5-Consumer Staples, 6-Healthcare

SECTOR CODES: 7-Financials, 8-Information Technology, 9-Communication Services, 10-Utilities, 11-Real Estate

COMPANY	SECTOR	TICKER	PRICE	YIELD	iPScore	Behavioral Preference Factor	ABSOLUTE-SCALE METRICS			RELATIVE-SCALE METRICS					MKT CAP \$millions	DAYS2TR	EPS REPORT DATE	INDUSTRY GROUP	
							ABS DCOORD	TECH OUTLK	FUNDA OUTLK	REL DCOORD	iPScore	VTCavg	VSCORE	TSCORE					CSCORE
Eastman Chem Co	2	EMN	73.14	4.16	0.38	-0.42	6	1.43	-0.03	1	0.40	0.72	0.09	1.51	0.58	8,982	0.30	20221027	CHEMICALS-DIVERSIFIED
Southern Copper	2	SCCO	46.41	6.46	0.38	-0.42	6	-0.08	-0.06	1	0.40	0.25	0.16	0.00	0.58	35,879	0.37	20221026	MINING-NON FERROUS
Aptargroup Inc	2	ATR	98.21	1.55	0.38	-0.42	6	-0.08	-0.45	1	0.40	0.03	0.09	0.00	0.00	6,417	0.96	20221027	CONTAINERS-PAPER/PLASTIC
Constellium Se	2	CSTM	11.89	0.00	0.38	-0.42	6	-0.08	-0.45	1	0.40	0.01	0.02	0.00	0.00	1,685	2.39	20221026	METAL PROD-DISTRIBUTOR
Element Sol Inc	2	ESI	16.55	1.93	0.34	-1.17	6	1.43	-0.42	3	-0.64	0.49	-0.03	1.51	0.00	4,060	1.04	20221026	CHEMICALS-SPECIALTY
Mineral Tech	2	MTX	54.40	0.37	0.34	-1.17	6	1.43	-0.42	3	-0.64	0.48	-0.08	1.51	0.00	1,773	2.27	20221027	CHEMICALS-SPECIALTY
Lyondellbasel-A	2	LYB	79.00	6.03	0.34	-1.17	6	-0.08	-0.52	3	-0.64	-0.02	-0.05	0.00	0.00	25,770	0.13	20221028	CHEMICALS-DIVERSIFIED
Suzano Sa	2	SUZ	9.27	1.30	0.13	-0.26	7	0.08	1.56	1	0.87	0.78	0.08	0.15	2.11	12,619	1.55	20221027	PAPER & PAPER PRODUCTS
Daqo New Energy	2	DQ	49.10	0.00	-0.14	0.71	8	-0.83	1.13	4	1.06	0.36	-0.22	-0.75	2.04	3,658	0.41	20221027	CHEMICALS-SPECIALTY
Reliance Steel	2	RS	180.68	1.94	-0.19	-1.02	8	0.98	1.13	3	0.02	1.02	-0.04	1.05	2.04	10,894	0.31	20221027	METAL PROD-DISTRIBUTOR
Mercer Intl Sbi	2	MERC	13.62	2.20	-0.19	-1.02	8	0.98	1.13	3	0.02	0.89	-0.07	1.05	1.67	901	2.69	20221027	PAPER & PAPER PRODUCTS
Silgan Holdings	2	SLGN	44.36	1.44	-0.43	0.78	9	-0.53	-0.28	4	0.68	-0.15	0.00	-0.45	0.00	4,889	1.48	20221026	CONTAINERS-METAL/GLASS
Axalta Coat Sys	2	AXTA	22.93	0.00	-0.71	2.32	10	-0.38	-1.33	6	0.68	-0.39	0.06	-0.30	-0.95	5,057	0.47	20221025	CHEMICALS-SPECIALTY
Olin Corp	2	OLN	47.81	1.67	-0.71	2.32	10	-0.38	-1.37	6	0.68	-0.41	0.00	-0.30	-0.95	6,939	0.33	20221026	CHEMICALS-DIVERSIFIED
Tronox Holdings	2	TROX	12.67	3.95	-0.75	2.06	10	-0.38	-0.91	8	-0.16	-0.34	-0.22	-0.30	-0.51	1,957	1.36	20221026	CHEMICALS-DIVERSIFIED
Intl Paper	2	IP	32.56	5.68	-0.75	2.06	10	-0.38	-1.33	8	-0.16	-0.46	-0.13	-0.30	-0.95	11,787	0.18	20221027	PAPER & PAPER PRODUCTS
Sherwin William	2	SHW	207.24	1.16	-0.77	-0.56	10	1.43	-0.84	5	-0.64	0.51	0.11	1.51	-0.07	53,713	0.08	20221025	PAINTS & ALLIED PRODUCTS
Chemours Compny	2	CC	28.77	3.48	-0.77	-0.56	10	1.73	-0.87	5	-0.64	0.43	0.00	1.81	-0.51	4,463	0.34	20221025	CHEMICALS-DIVERSIFIED
Linde Plc	2	LIN	283.91	1.65	-0.77	-0.56	10	1.73	-1.19	5	-0.64	0.35	0.20	1.81	-0.95	141,491	0.05	20221027	OIL & GAS-FIELD SERVICES
Eagle Materials	2	EXP	113.24	0.88	-0.77	-0.56	10	1.43	-1.23	5	-0.64	0.25	0.18	1.51	-0.95	4,267	0.70	20221026	BLDG-CEMENT/CONCRT/AG
Crown Hldgs Inc	2	CCK	83.08	1.06	-0.81	-0.66	10	-0.08	-0.84	5	-1.39	-0.15	0.07	0.00	-0.51	10,067	0.20	20221024	CONTAINERS-METAL/GLASS
Packaging Corp	2	PKG	114.40	4.37	-0.86	-1.17	10	-0.08	-0.87	7	-2.62	-0.19	-0.06	0.00	-0.51	10,724	0.32	20221024	CONTAINERS-PAPER/PLASTIC
Cleveland-Cliff	2	CLF	14.82	0.00	-0.86	-1.17	10	-0.08	-0.95	7	-2.62	-0.20	-0.10	0.00	-0.51	7,666	0.14	20221025	MINING-MISC
Utd States Stl	2	X	19.54	1.02	-0.86	-1.17	10	-0.08	-0.91	7	-2.62	-0.27	-0.30	0.00	-0.51	4,635	0.11	20221027	STEEL-PRODUCERS
Avery Dennison	2	AVY	171.27	1.75	-1.27	0.50	12	-0.83	-0.28	4	0.68	-0.25	-0.01	-0.75	0.00	13,917	0.32	20221026	OFFICE SUPPLIES & FORMS
Newmarket Corp	2	NEU	312.49	2.69	-1.83	-1.17	14	0.38	-0.42	1	0.40	0.18	0.09	0.45	0.00	3,129	1.81	20221024	CHEMICALS-SPECIALTY
Gerdau Sa Adr	2	GGB	4.87	11.43	-2.41	1.50	16	-1.43	-0.87	8	-0.16	-0.50	-0.06	-1.36	-0.07	8,375	0.48	20221026	STEEL-PRODUCERS
Vale Sa	2	VALE	13.45	5.81	-2.41	1.50	16	-1.43	-0.91	8	-0.16	-0.64	-0.04	-1.36	-0.51	61,752	0.04	20221027	MINING-IRON
Buenaventur-Adr	2	BVN	6.38	1.10	-2.49	-1.80	16	0.38	-0.95	7	-1.96	-0.02	-0.45	0.45	-0.07	1,620	2.35	20221027	MINING-SILVER
Industrials																			
Skywest Inc	3	SKYW	17.65	0.00	1.71	0.54	1	-0.38	1.56	2	1.71	2.00	3.28	-0.30	1.82	893	2.43	20221027	TRANSPORTATION-AIRLINE
Albany Intl A	3	AIN	87.09	0.96	1.71	1.39	1	-0.23	1.52	4	1.56	0.55	-0.06	-0.15	1.82	2,708	2.01	20221024	TEXTILE-MILL PRODUCTS
Rollins Inc	3	ROL	36.88	1.08	1.71	1.39	1	-0.23	1.45	4	1.56	0.43	-0.32	-0.15	1.82	18,160	0.61	20221026	BLDG-MAINTENANCE & SVC
Emcor Group Inc	3	EME	127.84	0.47	1.71	1.39	1	-0.68	1.45	4	1.56	0.42	-0.11	-0.61	1.82	6,309	0.72	20221027	BLDG-HEAVY CONST
Armstrong World	3	AWI	79.37	1.16	1.71	1.39	1	-0.38	1.49	4	1.56	0.38	-0.36	-0.30	1.82	3,682	1.20	20221025	BLDG & CONST PROD-MISC
Valmont Inds	3	VMI	292.51	0.75	1.71	1.39	1	-0.23	1.49	4	1.56	0.32	-0.58	-0.15	1.82	6,245	0.67	20221026	STEEL-PIPE & TUBES
Old Dominion Fl	3	ODFL	260.76	0.46	1.71	1.39	1	-0.38	1.45	4	1.56	0.19	-0.79	-0.30	1.82	29,146	0.10	20221026	TRANSPORTATION-TRUCK
Cbiz Inc	3	CBZ	46.06	0.00	1.68	0.03	1	1.59	1.91	3	0.96	0.99	-0.21	1.67	2.13	2,369	1.84	20221027	CONSULTING

Date: 10-19-2022

Stocks are grouped by SECTOR and sorted from most to least attractive based on integrated Polaris Score = iPScore (see "Report Headings" tab).

SECTOR CODES: 1-Energy, 2-Materials, 3-Industrials, 4-Consumer Discretionary, 5-Consumer Staples, 6-Healthcare

SECTOR CODES: 7-Financials, 8-Information Technology, 9-Communication Services, 10-Utilities, 11-Real Estate

COMPANY	SECTOR	TICKER	PRICE	YIELD	iPScore	Behavioral Preference Factor	ABSOLUTE-SCALE METRICS			RELATIVE-SCALE METRICS						MKT CAP \$millions	DAYS2TR	EPS REPORT DATE	INDUSTRY GROUP
							ABS DCOORD	TECH OUTLK	FUNDA OUTLK	REL DCOORD	iPScore	VTCavg	VSCORE	TSCORE	CSCORE				
Grupo Aerop-Adr	3	ASR	215.26	3.20	1.67	0.53	1	-0.23	1.52	2	0.88	0.70	0.30	-0.15	1.82	6,458	2.25	20221024	TRANSPORTATION-SVCS
Gatx Corp	3	GATX	94.97	2.19	1.65	-0.09	1	-0.08	1.91	3	0.43	0.71	-0.01	0.00	2.13	3,352	1.64	20221025	TRANSPORTATION-EQP & LSNG
Msa Safety Inc	3	MSA	116.91	1.57	1.65	-0.09	1	-0.08	1.52	3	0.43	0.40	-0.47	0.00	1.82	4,574	2.32	20221026	PROTECTION-SFTY EQ & SVC
Terex Corp	3	TEX	33.34	1.56	1.60	-1.12	1	-0.08	1.49	1	-0.63	0.89	0.65	0.00	1.82	2,260	1.48	20221027	MACHINERY-CONST/MINING
Idex Corp	3	IEX	204.06	1.18	1.47	1.32	2	-0.53	1.49	4	1.56	0.25	-0.57	-0.46	1.82	15,402	0.24	20221025	MACHINERY-GEN INDUSTRIAL
Grainger W W	3	GWW	521.13	1.32	1.42	-0.16	2	1.29	1.94	3	0.43	0.93	-0.19	1.37	2.13	26,511	0.14	20221028	INDUSTRIAL SERVICES
Republic Svcs	3	RSG	133.98	1.48	1.42	-0.16	2	1.29	1.49	3	0.43	0.66	-0.56	1.37	1.82	42,329	0.16	20221027	WASTE REMOVAL SVCS
Waste Mgmt-New	3	WM	161.50	1.61	1.42	-0.16	2	1.29	1.49	3	0.43	0.65	-0.59	1.37	1.82	66,754	0.09	20221026	WASTE REMOVAL SVCS
Genl Dynamics	3	GD	239.37	2.11	1.24	1.26	3	-0.23	1.03	4	1.56	0.39	-0.13	-0.15	1.44	65,646	0.11	20221026	AEROSPACE/DEFENSE
Franklin Elec	3	FELE	87.50	0.89	1.24	1.26	3	-0.23	1.10	4	1.56	0.32	-0.29	-0.15	1.44	4,051	1.85	20221025	MACHINERY-ELECTRICAL
Encore Wire Cp	3	WIRE	128.46	0.06	1.23	0.41	3	-0.23	1.13	2	1.33	1.09	1.45	-0.15	1.44	2,457	0.74	20221025	WIRE & CABLE PRODUCTS
Timken Co	3	TKR	66.29	1.87	1.20	0.40	3	-0.23	1.10	2	0.88	0.69	0.31	-0.15	1.76	4,869	0.60	20221026	METAL PROC & FABRICATION
Costamare Inc	3	CMRE	9.46	4.86	1.20	0.40	3	-0.38	1.06	2	0.88	0.65	0.52	-0.30	1.44	1,150	2.93	20221026	TRANSPORTATION-SHIP
Paccar Inc	3	PCAR	90.74	1.50	1.20	0.40	3	-0.23	1.06	2	0.88	0.48	0.07	-0.15	1.44	31,549	0.16	20221025	AUTO MFRS-DOMESTIC
Exponent Inc	3	EXPO	89.89	1.07	1.18	-0.22	3	-0.08	1.03	3	0.43	0.34	-0.33	0.00	1.44	4,658	1.33	20221027	CONSULTING
Check Pt Softw	3	CHKP	111.85	0.00	1.18	-0.22	3	-0.08	1.06	3	0.43	0.20	-0.63	0.00	1.44	14,027	0.25	20221027	SECURITY
Triton Intl Ltd	3	TRTN	58.16	4.47	1.16	-1.02	3	1.44	1.10	1	-0.03	1.50	1.52	1.52	1.44	3,607	0.69	20221025	TRANSPORTATION-EQP & LSNG
Carrier Global	3	CARR	34.89	1.72	1.16	-1.02	3	1.75	1.06	1	-0.03	1.19	0.68	1.82	1.44	29,363	0.14	20221027	ELEC PRODUCTS-MISC
Owens Corning	3	OC	83.99	1.67	1.13	-1.25	3	-0.08	1.10	1	-0.63	0.95	1.07	0.00	1.44	8,083	0.25	20221026	BLDG & CONST PROD-MISC
Geo Grp Inc/The	3	GEO	8.63	0.00	1.13	-1.25	3	1.59	1.06	1	-0.63	0.91	0.14	1.67	1.44	1,071	1.85	20221027	REIT-EQTY TRUST - OTHER
Trinet Group	3	TNET	74.71	0.00	1.13	-1.25	3	-0.08	1.06	1	-0.63	0.69	0.47	0.00	1.44	4,641	1.80	20221025	OUTSOURCING
Utd Rentals Inc	3	URI	286.85	0.00	1.13	-1.25	3	-0.08	1.10	1	-0.63	0.58	0.22	0.00	1.44	20,075	0.12	20221026	BLDG & CONST PROD-MISC
Lincoln Electrc	3	LECO	130.01	1.72	0.97	0.34	4	-0.84	1.45	2	0.88	0.54	0.23	-0.76	1.82	7,530	0.61	20221027	MACHINE-TOOLS & REL PROD
Ryder Sys	3	R	76.18	3.26	0.74	0.28	5	-0.99	0.64	2	0.88	0.73	1.35	-0.91	1.00	3,900	0.42	20221026	TRANSPORTATION-EQP & LSNG
Tfi Intl Inc	3	TFII	95.58	1.13	0.74	0.28	5	-0.53	0.68	2	0.88	0.61	0.85	-0.46	1.00	8,332	1.21	20221027	TRANSPORTATION-SVCS
Carlisle Cos In	3	CSL	285.96	1.05	0.71	-0.35	5	1.29	1.10	3	0.43	0.71	-0.16	1.37	1.44	14,791	0.23	20221027	DIVERSIFIED OPERATIONS
Hubbell Inc	3	HUBB	217.71	1.93	0.71	-0.35	5	1.29	1.06	3	0.43	0.64	-0.56	1.37	1.76	11,683	0.19	20221025	MACHINERY-ELEC UTILITY
Costar Grp Inc	3	CSGP	72.29	0.00	0.68	-0.47	5	1.29	1.10	3	-0.18	0.13	-1.48	1.37	1.44	28,623	0.15	20221025	IT SERVICES
Forward Air Crp	3	FWRD	98.03	0.98	0.66	-1.38	5	0.84	0.68	1	-0.63	0.64	0.24	0.91	1.00	2,632	1.35	20221026	TRANSPORTATION-TRUCK
Comfort Systems	3	FIX	106.75	0.52	0.52	1.23	6	-0.23	0.08	4	1.18	0.05	-0.19	-0.15	0.50	3,819	1.33	20221026	BLDG PROD-AIR COND/HEAT
Fti Consulting	3	FCN	183.98	0.00	0.52	1.23	6	-0.23	0.15	4	1.18	-0.15	-0.63	-0.15	0.50	6,355	0.43	20221027	CONSULTING
Booz Allen Hmt	3	BAH	98.62	1.74	0.52	1.23	6	-0.23	-0.24	4	1.18	-0.22	-0.41	-0.15	0.00	13,050	0.30	20221028	GOVERNMENT SERVICES
Stanley B&D Inc	3	SWK	74.09	4.32	0.50	0.21	6	-0.38	-0.52	2	0.88	0.52	1.31	-0.30	0.00	10,952	0.18	20221027	MACHINE-TOOLS & REL PROD
Jetblue Airways	3	JBLU	6.85	0.00	0.50	0.21	6	-0.38	-0.10	2	0.88	0.50	0.58	-0.30	0.94	2,197	0.29	20221025	TRANSPORTATION-AIRLINE
Kirby Corp	3	KEX	68.76	0.00	0.48	-0.41	6	1.59	0.08	3	0.43	0.59	-0.21	1.67	0.94	4,119	0.91	20221024	TRANSPORTATION-SHIP
Otis Worldwide	3	OTIS	66.28	1.75	0.48	-0.41	6	1.75	0.15	3	0.43	0.50	-0.50	1.82	0.94	27,853	0.20	20221026	BLDG & CONST PROD-MISC
Boeing Co	3	BA	138.39	0.00	0.48	-0.41	6	1.75	-0.10	3	0.43	0.40	-0.39	1.82	0.50	82,178	0.02	20221026	AEROSPACE/DEFENSE
Graco Inc	3	GGG	62.57	1.34	0.48	-0.41	6	1.75	-0.38	3	0.43	0.28	-0.28	1.82	0.00	10,582	0.55	20221026	MACHINERY-GEN INDUSTRIAL

Date: 10-19-2022

Stocks are grouped by SECTOR and sorted from most to least attractive based on integrated Polaris Score = iPScore (see "Report Headings" tab).

SECTOR CODES: 1-Energy, 2-Materials, 3-Industrials, 4-Consumer Discretionary, 5-Consumer Staples, 6-Healthcare

SECTOR CODES: 7-Financials, 8-Information Technology, 9-Communication Services, 10-Utilities, 11-Real Estate

COMPANY	SECTOR	TICKER	PRICE	YIELD	iPScore	Behavioral Preference Factor	ABSOLUTE-SCALE METRICS			RELATIVE-SCALE METRICS					MKT CAP \$millions	DAYS2TR	EPS REPORT DATE	INDUSTRY GROUP	
							ABS DCOORD	TECH OUTLK	FUNDA OUTLK	REL DCOORD	iPScore	VTCavg	VSCORE	TSCORE					CSCORE
3M Co	3	MMM	114.20	5.22	0.48	0.20	6	-0.38	-0.38	2	0.35	0.08	0.33	-0.30	0.00	65,049	0.07	20221025	DIVERSIFIED OPERATIONS
Schneider Natl	3	SNDR	21.68	1.48	0.46	-1.21	6	1.75	-0.38	1	-0.03	1.02	1.39	1.82	0.00	3,859	2.07	20221027	TRANSPORTATION-SVCS
Zurn Water Sol	3	ZWS	24.62	1.14	0.45	-0.53	6	1.44	-0.49	3	-0.18	0.08	-0.57	1.52	0.00	4,376	1.13	20221025	MACHINERY-ELECTRICAL
Honeywell Intl	3	HON	179.28	2.19	0.45	-0.53	6	-0.08	-0.38	3	-0.18	-0.17	-0.38	0.00	0.00	120,780	0.05	20221027	DIVERSIFIED OPERATIONS
Ill Tool Works	3	ITW	191.95	2.73	0.45	-0.53	6	-0.08	-0.38	3	-0.18	-0.18	-0.41	0.00	0.00	59,432	0.11	20221025	MACHINERY-GEN INDUSTRIAL
Norfolk Southrn	3	NSC	217.62	2.28	0.45	-0.53	6	-0.08	-0.38	3	-0.18	-0.20	-0.44	0.00	0.00	51,113	0.10	20221026	TRANSPORTATION-RAIL
Granite Constru	3	GVA	27.10	1.92	0.43	-1.44	6	-0.08	0.04	1	-0.63	0.72	0.91	0.00	0.94	1,195	2.90	20221027	BLDG-HEAVY CONST
Pentair Plc	3	PNR	40.13	2.09	0.43	-1.44	6	1.44	-0.38	1	-0.63	0.55	0.48	1.52	0.00	6,600	0.41	20221025	MACHINERY-THERMAL PROC
Trinity Inds In	3	TRN	23.40	3.93	0.43	-1.44	6	-0.08	-0.35	1	-0.63	0.28	0.64	0.00	0.00	1,919	1.79	20221025	TRANSPORTATION-EQP & LSNG
Utd Parcel Srvc	3	UPS	165.79	3.67	0.43	-1.44	6	-0.08	-0.38	1	-0.63	0.25	0.56	0.00	0.00	144,016	0.05	20221025	TRANSPORT-AIR FREIGHT
Genl Electric	3	GE	70.53	0.45	0.43	-1.44	6	-0.08	-0.38	1	-0.63	0.18	0.41	0.00	0.00	77,340	0.05	20221025	DIVERSIFIED OPERATIONS
Allegion Plc	3	ALLE	92.11	1.78	0.40	-1.56	6	-0.08	-0.38	1	-1.16	0.04	0.10	0.00	0.00	8,091	0.33	20221027	PROTECTION-SFTY EQ & SVC
Smith (Ao) Corp	3	AOS	50.77	2.21	0.39	-0.83	6	1.44	-0.49	5	-1.46	0.46	0.56	1.52	-0.38	7,841	0.39	20221027	MACHINERY-ELECTRICAL
Casella Waste	3	CWST	78.14	0.00	0.05	1.10	8	-0.84	1.06	4	1.18	0.01	-0.69	-0.76	1.44	4,038	1.23	20221027	POLLUTION CONTROL EQ & SVS
Hub Group Inc-A	3	HUBG	73.09	0.00	-0.04	-1.57	8	0.53	0.64	1	-0.63	0.86	0.87	0.61	1.00	2,533	1.54	20221027	TRANSPORTATION-SVCS
Hexcel Corp	3	HXL	56.25	0.71	-0.25	-0.73	9	1.29	-0.38	3	-0.18	0.11	-0.43	1.37	0.00	4,731	0.80	20221024	AEROSPACE/DEFENSE EQUIP
Hawaiian Hldgs	3	HA	14.18	0.00	-0.44	1.92	10	-0.38	-0.95	8	0.80	-0.29	-0.17	-0.30	-0.44	729	2.42	20221025	TRANSPORTATION-AIRLINE
Driven Brands	3	DRVN	31.79	0.00	-0.44	1.92	10	-0.23	-0.66	8	0.80	-0.37	-0.70	-0.15	-0.06	5,321	1.19	20221026	AUTO/TRUCK-ORIGINAL EQP
Upwork Inc	3	UPWK	12.44	0.00	-0.44	1.92	10	-0.38	-0.91	8	0.80	-0.41	-0.73	-0.30	-0.06	1,624	1.38	20221026	INTERNET SERVICES
Northrop Grummn	3	NOC	510.91	1.35	-0.44	1.92	10	-0.23	-1.23	8	0.80	-0.46	-0.35	-0.15	-0.82	79,044	0.05	20221027	AEROSPACE/DEFENSE
Appld Indl Tech	3	AIT	111.49	1.22	-0.44	1.92	10	-0.23	-1.16	8	0.80	-0.47	-0.19	-0.15	-1.07	4,300	1.12	20221027	MACHINERY-GEN INDUSTRIAL
Southwest Air	3	LUV	33.12	0.00	-0.46	1.07	10	-0.38	-0.91	6	0.43	0.27	1.09	-0.30	-0.44	19,652	0.13	20221027	TRANSPORTATION-AIRLINE
Fortune Brd H&S	3	FBHS	55.01	2.04	-0.46	1.07	10	-0.38	-0.70	6	0.43	0.22	0.99	-0.30	-0.44	7,114	0.35	20221026	RETAIL-HOME FURNISHINGS
Greenbrier Cos	3	GBX	25.66	4.21	-0.49	0.95	10	-0.38	-1.16	6	-0.18	0.16	1.12	-0.30	-0.82	836	2.47	20221027	TRANSPORTATION-EQP & LSNG
Masco	3	MAS	46.35	2.42	-0.49	0.95	10	-0.38	-0.80	6	-0.18	0.03	0.55	-0.30	-0.44	10,453	0.30	20221026	BLDG & CONST PROD-MISC
Kbr Inc	3	KBR	46.93	1.02	-0.51	-0.07	10	1.75	-0.77	7	-0.63	0.18	-0.19	1.82	-0.44	6,550	0.42	20221026	ENGINEERING/R&D SVCS
Nvent Electric	3	NVT	32.95	2.12	-0.53	-0.07	10	-0.08	-0.73	7	-1.16	-0.15	-0.01	0.00	-0.44	5,486	0.85	20221028	ELEC-MISC COMPONENTS
Caci Intl A	3	CACI	261.93	0.00	-0.53	-0.07	10	-0.08	-0.80	7	-1.16	-0.19	-0.10	0.00	-0.44	6,135	0.75	20221026	COMPUTER-SERVICES
Transunion	3	TRU	55.95	0.75	-0.55	-1.09	10	1.44	-1.30	5	-1.46	0.60	1.21	1.52	-0.82	10,770	0.31	20221025	BUSINESS INFORMATION SERVICES
Sensata Technol	3	ST	40.17	1.10	-0.55	-1.09	10	1.44	-0.87	5	-1.46	0.37	0.12	1.52	-0.06	6,236	0.37	20221025	INSTRUMENTS-CONTROL
John Bean Tech	3	JBT	95.03	0.42	-0.55	-1.09	10	1.75	-1.26	5	-1.46	0.34	0.46	1.82	-0.82	3,028	1.53	20221026	MACHINERY-THERMAL PROC
Textron Inc	3	TXT	61.84	0.13	-0.55	-1.09	10	1.75	-0.77	5	-1.46	0.32	0.15	1.82	-0.44	13,081	0.29	20221027	AEROSPACE/DEFENSE
Simpson Mfg Inc	3	SSD	78.35	1.33	-0.55	-1.09	10	1.44	-0.84	5	-1.46	0.24	0.10	1.52	-0.44	3,382	1.53	20221024	BLDG & CONST PROD-MISC
Vicor Corp	3	VICR	48.50	0.00	-0.55	-1.09	10	1.44	-1.16	5	-1.46	0.18	0.27	1.52	-0.82	2,133	2.68	20221025	ELEC-MISC COMPONENTS
Flowserve Corp	3	FLS	25.64	3.12	-0.57	-0.93	10	-0.08	-0.84	5	-1.84	0.14	0.65	0.00	-0.44	3,351	0.67	20221026	MACHINERY-GEN INDUSTRIAL
Spirit Airlines	3	SAVE	19.80	0.00	-0.57	-0.93	10	-0.08	-0.95	5	-1.84	-0.12	0.05	0.00	-0.44	2,155	0.75	20221026	TRANSPORTATION-AIRLINE
Rush Entrprs-A	3	RUSHA	48.10	1.75	-0.67	-0.11	11	-1.44	1.06	2	0.88	0.49	0.71	-1.37	1.44	2,663	2.17	20221025	RETAIL/WHOLESALE AUTO/TRUCK
Agco Corp	3	AGCO	111.41	0.86	-0.67	-0.11	11	-1.44	1.06	2	0.88	0.43	0.34	-1.37	1.76	8,311	0.34	20221027	MACHINERY-FARM

Date: 10-19-2022

Stocks are grouped by SECTOR and sorted from most to least attractive based on integrated Polaris Score = iPScore (see "Report Headings" tab).

SECTOR CODES: 1-Energy, 2-Materials, 3-Industrials, 4-Consumer Discretionary, 5-Consumer Staples, 6-Healthcare

SECTOR CODES: 7-Financials, 8-Information Technology, 9-Communication Services, 10-Utilities, 11-Real Estate

COMPANY	SECTOR	TICKER	PRICE	YIELD	iPScore	Behavioral Preference Factor	ABSOLUTE-SCALE METRICS			RELATIVE-SCALE METRICS					MKT CAP \$millions	DAYS2TR	EPS REPORT DATE	INDUSTRY GROUP	
							ABS DCOORD	TECH OUTLK	FUNDA OUTLK	REL DCOORD	iPScore	VTCavg	VSCORE	TSCORE					CSCORE
Gibraltar Indus	3	ROCK	45.56	0.00	-0.67	-0.11	11	-1.14	1.03	2	0.88	0.40	0.35	-1.06	1.44	1,441	2.60	20221026	BLDG & CONST PROD-MISC
Frontier Gp Hld	3	ULCC	9.54	0.00	-0.89	0.84	12	-1.29	-0.10	4	1.18	-0.42	-0.71	-1.22	0.50	2,077	2.49	20221026	TRANSPORTATION-AIRLINE
Fortive Corp	3	FTV	60.67	0.46	-0.89	0.84	12	-1.29	-0.24	4	1.18	-0.52	-0.56	-1.22	0.00	21,580	0.24	20221026	ELEC TEST EQUIPMENT
Lennox Intl Inc	3	LII	216.54	1.96	-0.93	-0.18	12	-0.84	-0.31	2	0.35	0.06	0.52	-0.76	0.00	7,672	0.30	20221027	BLDG PROD-AIR COND/HEAT
Chart Industrie	3	GTLS	195.04	0.00	-1.24	-0.27	13	1.29	-0.70	7	-1.16	-0.20	-0.81	1.37	-0.44	7,143	0.39	20221028	MACHINERY-GEN INDUSTRIAL
Brinks Co The	3	BCO	57.95	1.38	-1.36	0.71	14	-1.44	0.11	4	1.18	0.00	-0.03	-1.37	0.94	2,738	1.38	20221026	OUTSOURCING
Airbus Group Nv	3	EADSY	24.53	1.24	-1.36	0.71	14	-1.44	-0.06	4	1.18	-0.14	-0.34	-1.37	0.94	77,332	2.01	20221027	AEROSPACE/DEFENSE
Barnes Grp	3	B	32.91	1.94	-1.40	-0.31	14	-1.44	-0.49	2	0.35	-0.04	0.60	-1.37	0.00	1,663	2.77	20221028	MACHINERY-GEN INDUSTRIAL
Crane Co	3	CR	98.77	1.90	-1.40	-0.31	14	-1.14	-0.38	2	0.35	-0.16	0.18	-1.06	0.00	5,541	1.13	20221024	MACHINERY-MATERIAL HDLG
Raytheon Tec Cp	3	RTX	87.63	2.51	-1.42	-1.05	14	0.38	-0.38	3	-0.18	0.08	-0.04	0.46	0.00	128,970	0.06	20221025	AEROSPACE/DEFENSE EQUIP
Caterpillar Inc	3	CAT	184.41	2.60	-1.84	1.54	16	-1.44	-0.70	8	0.80	-0.37	-0.10	-1.37	-0.06	97,352	0.05	20221027	MACHINERY-CONST/MINING
L3Harris Tech	3	LHX	237.61	1.89	-1.84	1.54	16	-1.14	-0.77	8	0.80	-0.53	-0.33	-1.06	-0.44	45,467	0.10	20221027	AEROSPACE/DEFENSE
Asgn Inc	3	ASGN	96.67	0.00	-1.87	1.36	16	-1.44	-1.19	8	0.28	-0.69	-0.25	-1.37	-0.82	4,940	1.26	20221026	IT SERVICES
Allison Transmn	3	ALSN	36.74	2.29	-1.95	-1.48	16	0.38	-0.77	5	-1.46	0.23	0.62	0.46	-0.44	3,536	0.74	20221026	AUTO/TRUCK-ORIGINAL EQP
Oshkosh Corp	3	OSK	79.21	1.87	-1.97	-1.31	16	0.38	-0.91	5	-1.84	0.00	0.09	0.46	-0.44	5,178	0.68	20221027	AUTO/TRUCK-ORIGINAL EQP
Consumer Discr																			
Borg Warner Inc	4	BWA	34.07	2.00	2.16	0.75	1	-0.38	1.91	2	1.97	1.20	0.89	-0.30	3.02	8,069	0.38	20221027	AUTO/TRUCK-ORIGINAL EQP
Brunswick Corp	4	BC	67.30	2.17	2.04	-1.10	1	-0.08	1.45	1	-0.80	0.98	0.28	0.00	2.65	5,005	0.56	20221027	LEISURE & RECREATION PROD
Chipotle Mexicn	4	CMG	1527.21	0.00	1.90	1.30	2	-0.53	1.91	4	1.88	0.72	-0.64	-0.45	3.24	42,402	0.05	20221025	RETAIL-FOOD & RESTAURANTS
New Oriental Ed	4	EDU	22.33	0.00	1.88	0.74	2	-0.98	1.98	2	1.51	1.09	0.71	-0.90	3.46	3,795	0.68	20221026	SCHOOLS
Murphy Usa Inc	4	MUSA	282.18	0.45	1.86	-0.04	2	1.28	1.56	3	1.14	1.20	-0.70	1.35	2.95	6,589	0.26	20221026	OIL REFINING & MARKETING
Monro Muffler	4	MNRO	47.48	2.36	1.61	0.68	3	-0.23	1.10	2	1.51	0.90	0.62	-0.15	2.21	1,529	1.65	20221026	CONS SERVICES - MISC
Texas Roadhouse	4	TXRH	95.91	1.92	1.61	1.40	3	-0.23	1.06	4	1.42	0.49	-0.97	-0.15	2.58	6,538	0.28	20221027	RETAIL-FOOD & RESTAURANTS
Deckers Outdoor	4	DECK	354.55	0.00	1.61	1.40	3	-0.23	1.03	4	1.42	0.29	-1.20	-0.15	2.21	9,407	0.19	20221027	SHOES & REL APPAREL
Quantumscape Cp	4	QS	7.92	0.00	1.54	-1.00	3	1.43	1.10	1	-0.06	1.63	0.80	1.50	2.58	3,427	0.53	20221026	AUTO/TRUCK-ORIGINAL EQP
Asbury Auto Grp	4	ABG	147.48	0.00	1.54	-0.34	3	-0.08	1.03	3	-0.25	0.54	-0.59	0.00	2.21	3,264	0.74	20221027	RETAIL/WHOLESALE AUTO/TRUCK
Coursera Inc	4	COUR	11.64	0.00	1.54	-0.34	3	-0.08	0.64	3	-0.25	0.53	-0.55	0.00	2.14	1,697	2.80	20221026	TECHNOLOGY SERVICES
Harley-Davidson	4	HOG	34.83	1.81	1.35	0.62	4	-0.83	1.94	2	1.51	1.07	0.93	-0.75	3.02	5,091	0.45	20221026	AUTO MFRS-DOMESTIC
Visteon Corp	4	VC	120.68	0.00	1.08	1.27	5	-0.53	1.10	4	1.42	0.43	-0.48	-0.45	2.21	3,394	0.57	20221027	AUTO/TRUCK-ORIGINAL EQP
Wingstop Inc	4	WING	123.07	0.62	1.08	1.27	5	-0.53	1.06	4	1.42	0.36	-1.06	-0.45	2.58	3,682	0.26	20221026	RETAIL-FOOD & RESTAURANTS
Sleep Number Cp	4	SNBR	31.97	0.00	0.82	0.49	6	-0.38	-0.06	2	1.51	0.74	0.89	-0.30	1.62	702	2.03	20221026	FURNITURE
Stride Inc	4	LRN	46.48	0.00	0.82	1.21	6	-0.23	0.04	4	1.42	0.19	-0.90	-0.15	1.62	1,988	1.11	20221025	SCHOOLS
Century Communt	4	CCS	42.37	1.89	0.80	0.54	6	-0.38	-0.49	2	0.96	0.48	1.24	-0.30	0.52	1,367	2.29	20221026	BLDG-RESIDENT/COMMRL
Gentex Corp	4	GNTX	24.27	1.98	0.78	-0.41	6	1.73	0.01	3	0.49	1.09	-0.16	1.80	1.62	5,707	0.95	20221028	AUTO/TRUCK-ORIGINAL EQP
Volkswagn-.1Adr	4	VWAGY	16.36	3.22	0.74	-0.53	6	-0.08	0.04	3	-0.25	0.20	-0.52	0.00	1.11	N/A	2.41	20221027	AUTO MFRS-FOREIGN
Newell Brands	4	NWL	15.03	6.12	0.72	-1.42	6	1.73	-0.49	1	-0.80	1.02	0.73	1.80	0.52	6,216	0.53	20221028	CONSUMER PROD-MISC STAPLES
Tri Pointe Grp	4	TPH	14.94	0.00	0.72	-1.42	6	-0.08	-0.49	1	-0.80	0.67	1.50	0.00	0.52	1,518	1.64	20221027	BLDG-RESIDENT/COMMRL
Dana Inc	4	DAN	12.76	3.13	0.69	-1.53	6	-0.08	-0.06	1	-1.45	0.51	0.43	0.00	1.11	1,829	1.28	20221027	AUTO/TRUCK-ORIGINAL EQP

Date: 10-19-2022

Stocks are grouped by SECTOR and sorted from most to least attractive based on integrated Polaris Score = iPScore (see "Report Headings" tab).

SECTOR CODES: 1-Energy, 2-Materials, 3-Industrials, 4-Consumer Discretionary, 5-Consumer Staples, 6-Healthcare

SECTOR CODES: 7-Financials, 8-Information Technology, 9-Communication Services, 10-Utilities, 11-Real Estate

COMPANY	SECTOR	TICKER	PRICE	YIELD	iPScore	Behavioral Preference Factor	ABSOLUTE-SCALE METRICS			RELATIVE-SCALE METRICS					MKT CAP \$millions	DAYS2TR	EPS REPORT DATE	INDUSTRY GROUP	
							ABS DCOORD	TECH OUTLK	FUNDA OUTLK	REL DCOORD	iPScore	VTCavg	VSCORE	TSCORE					CSCORE
Garmin Ltd	4	GRMN	81.20	3.60	0.69	-1.53	6	-0.08	-0.49	1	-1.45	0.18	0.03	0.00	0.52	15,660	0.31	20221026	ELEC PRODUCTS-MISC
Mcdonalds Corp	4	MCD	250.75	2.20	-0.05	-0.72	9	1.28	-0.35	3	-0.25	0.25	-1.13	1.35	0.52	184,481	0.03	20221027	RETAIL-FOOD & RESTAURANTS
Irobot Corp	4	IRBT	55.67	0.00	-0.07	-1.61	9	0.83	-0.06	1	-0.80	0.85	0.54	0.90	1.11	1,516	0.78	20221026	INDSTRL AUTOMTN/ROBOTICS
M/I Homes Inc	4	MHO	38.34	0.00	-0.26	0.29	10	-0.38	-0.80	2	0.96	0.42	1.57	-0.30	0.00	1,064	2.73	20221026	BLDG-RESIDENT/COMMRL
Taylor Morrison	4	TMHC	24.05	0.00	-0.26	0.29	10	-0.38	-0.87	2	0.96	0.27	1.11	-0.30	0.00	2,734	0.83	20221026	BLDG-RESIDENT/COMMRL
Marinemax Inc	4	HZO	28.27	0.00	-0.26	0.29	10	-0.38	-0.84	2	0.96	0.24	1.03	-0.30	0.00	609	2.88	20221025	RETAIL-MISC/DIVERSIFIED
Overstock.Com	4	OSTK	23.57	0.00	-0.26	0.29	10	-0.38	-0.95	2	0.96	0.24	0.57	-0.30	0.44	1,077	0.98	20221027	ELECTRONIC COMMERCE
O Reilly Auto	4	ORLY	737.72	0.00	-0.26	1.06	10	-0.23	-0.80	4	0.86	-0.08	-0.09	-0.15	0.00	46,711	0.07	20221026	RETAIL/WHLSLE-AUTO PARTS
Boyd Gaming Cp	4	BYD	52.01	1.15	-0.26	1.06	10	-0.38	-0.84	4	0.86	-0.13	-0.54	-0.30	0.44	5,699	0.46	20221025	GAMING
Starbucks Corp	4	SBUX	87.52	2.24	-0.29	0.33	10	-0.68	-0.70	2	0.31	0.06	0.33	-0.60	0.44	100,420	0.04	20221027	RETAIL-FOOD & RESTAURANTS
Bloomin Brands	4	BLMN	21.56	2.60	-0.29	0.33	10	-0.68	-0.70	2	0.31	-0.17	0.10	-0.60	0.00	1,925	0.93	20221028	RETAIL-FOOD & RESTAURANTS
Mohawk Inds Inc	4	MHK	94.95	0.00	-0.31	0.94	10	-0.38	-1.33	6	-0.25	0.35	1.80	-0.30	-0.44	6,033	0.43	20221027	TEXTILE-HOME FURNISHING
Patrick Inds	4	PATK	43.23	3.05	-0.31	0.94	10	-0.38	-1.30	6	-0.25	0.26	1.53	-0.30	-0.44	988	2.81	20221027	BLDG-MOBILE/MFG & RV
V F Corp	4	VFC	28.45	7.03	-0.34	-1.67	10	1.43	-0.91	1	-0.80	0.96	1.39	1.50	0.00	11,053	0.14	20221026	TEXTILE-APPAREL MFG
General Motors	4	GM	33.63	1.07	-0.34	-1.67	10	1.43	-0.80	1	-0.80	0.94	1.30	1.50	0.00	49,034	0.05	20221025	AUTO MFRS-DOMESTIC
Travel+Leisure	4	TNL	38.97	4.11	-0.34	-1.67	10	1.43	-0.77	1	-0.80	0.76	0.78	1.50	0.00	3,267	0.60	20221027	LEISURE & RECREATION SVCS
Ford Motor Co	4	F	12.13	4.95	-0.34	-1.67	10	1.73	-0.70	1	-0.80	0.73	0.40	1.80	0.00	48,765	0.03	20221026	AUTO MFRS-DOMESTIC
Churchill Downs	4	CHDN	198.98	0.34	-0.35	-0.84	10	-0.08	-0.77	3	-0.99	-0.16	-0.48	0.00	0.00	7,501	0.72	20221026	GAMING
Red Rock Resrts	4	RRR	38.33	2.61	-0.35	-0.84	10	-0.08	-0.91	3	-0.99	-0.36	-1.07	0.00	0.00	4,119	1.41	20221027	GAMING
Dorman Products	4	DORM	89.94	0.00	-0.37	-1.79	10	1.73	-0.80	1	-1.45	0.62	0.05	1.80	0.00	2,827	2.46	20221024	AUTO/TRUCK-REPLACE PRTS
Mdc Hldgs	4	MDC	28.61	6.99	-0.37	-1.79	10	-0.08	-0.91	1	-1.45	0.50	1.51	0.00	0.00	2,036	1.12	20221027	BLDG-RESIDENT/COMMRL
Skechers Usa-A	4	SKX	35.70	0.00	-0.37	-1.79	10	-0.08	-0.80	1	-1.45	0.45	0.90	0.00	0.44	5,571	0.44	20221025	SHOES & REL APPAREL
Meritage Homes	4	MTH	66.76	0.00	-0.37	-1.79	10	-0.08	-0.91	1	-1.45	0.44	1.31	0.00	0.00	2,441	0.87	20221026	BLDG-RESIDENT/COMMRL
Pulte Group Onc	4	PHM	37.16	1.61	-0.37	-1.79	10	-0.08	-0.80	1	-1.45	0.40	1.19	0.00	0.00	8,602	0.30	20221025	BLDG-RESIDENT/COMMRL
Group 1 Auto	4	GPI	160.47	0.95	-0.39	-1.79	10	-0.08	-0.73	1	-2.00	0.06	0.18	0.00	0.00	2,534	0.64	20221026	RETAIL/WHOLESALE AUTO/TRUCK
Amazon.Com Inc	4	AMZN	115.07	0.00	-0.41	-0.91	10	-0.08	-1.30	5	-2.28	0.13	0.83	0.00	-0.44	1,172,282	0.00	20221027	ELECTRONIC COMMERCE
Polaris Inc	4	PII	93.74	2.73	-0.42	-0.75	10	-0.08	-1.19	5	-2.65	0.00	0.45	0.00	-0.44	5,583	0.48	20221025	AUTO MFRS-DOMESTIC
Mattel Inc	4	MAT	19.37	0.00	-0.42	-0.75	10	-0.08	-1.23	5	-2.65	-0.04	0.32	0.00	-0.44	6,843	0.41	20221025	TOYS/GAMES/HOBBY PROD
Lkq Corp	4	LKQ	51.15	1.96	-1.08	0.14	13	-0.53	-0.70	2	0.31	-0.15	0.00	-0.45	0.00	14,035	0.36	20221027	AUTO/TRUCK-REPLACE PRTS
Sonic Automotve	4	SAH	43.24	2.31	-1.59	0.74	15	-0.83	-0.87	4	0.86	-0.37	-0.37	-0.75	0.00	1,698	1.30	20221027	RETAIL/WHOLESALE AUTO/TRUCK
Autonation Inc	4	AN	97.65	0.00	-1.61	0.02	15	-1.28	-0.73	2	0.31	-0.28	0.37	-1.20	0.00	5,467	0.21	20221027	RETAIL/WHOLESALE AUTO/TRUCK
Penske Auto Grp	4	PAG	98.17	2.16	-1.64	-1.09	15	0.53	-0.77	3	-0.25	0.15	-0.15	0.60	0.00	7,284	0.45	20221026	RETAIL/WHOLESALE AUTO/TRUCK
Columbia Sports	4	COLM	72.68	1.65	-1.88	-0.05	16	-1.73	-0.87	2	0.31	-0.34	0.63	-1.65	0.00	4,569	0.88	20221027	TEXTILE-APPAREL MFG
Grand Canyon Ed	4	LOPE	84.77	0.00	-1.88	-0.05	16	-1.43	-0.80	2	0.31	-0.39	0.19	-1.35	0.00	2,710	1.23	20221027	SCHOOLS
Hilton Ww Hldg	4	HLT	128.70	0.47	-1.93	-1.22	16	0.08	-0.70	3	-0.99	-0.10	-0.45	0.15	0.00	35,301	0.10	20221026	HOTELS & MOTELS
Wyndham Hot&Res	4	WH	69.68	1.84	-1.93	-1.22	16	0.08	-0.80	3	-0.99	-0.42	-1.40	0.15	0.00	6,294	0.37	20221025	HOTELS & MOTELS
Consumer Staple																			
Archer Daniels	5	ADM	88.35	1.81	1.77	1.67	1	-0.21	1.91	4	1.69	0.04	-0.37	-1.12	2.40	49,526	0.11	20221025	AGRICULTURAL OPERATIONS

Date: 10-19-2022

Stocks are grouped by SECTOR and sorted from most to least attractive based on integrated Polaris Score = iPScore (see "Report Headings" tab).

SECTOR CODES: 1-Energy, 2-Materials, 3-Industrials, 4-Consumer Discretionary, 5-Consumer Staples, 6-Healthcare

SECTOR CODES: 7-Financials, 8-Information Technology, 9-Communication Services, 10-Utilities, 11-Real Estate

COMPANY	SECTOR	TICKER	PRICE	YIELD	iPScore	Behavioral Preference Factor	ABSOLUTE-SCALE METRICS			RELATIVE-SCALE METRICS					MKT CAP \$millions	DAYS2TR	EPS REPORT DATE	INDUSTRY GROUP	
							ABS DCOORD	TECH OUTLK	FUNDA OUTLK	REL DCOORD	iPScore	VTCAVG	VSCORE	TSCORE					CSCORE
Chefs Warehouse	5	CHEF	30.87	0.00	1.20	-0.34	3	1.33	1.10	3	0.61	0.48	-0.22	0.42	1.62	1,181	2.13	20221026	FOOD-MISC/DIVERSIFIED
Bunge Ltd	5	BG	90.60	2.76	1.17	-1.26	3	1.61	1.06	1	0.08	0.82	0.18	0.70	1.98	13,762	0.24	20221026	AGRICULTURE/PRODUCTS
Coca-Cola Femsa	5	KOF	60.44	4.38	0.61	-0.49	5	1.19	1.10	3	-0.73	-0.62	-3.03	0.28	1.62	101,579	1.86	20221026	BEVERAGES-SOFT DRINKS
Colgate Palmoli	5	CL	71.75	2.62	0.38	-0.60	6	1.61	-0.38	3	-0.10	0.21	-0.13	0.70	0.00	59,848	0.07	20221028	SOAP & CLNG PREPARATNS
Church & Dwight	5	CHD	73.62	1.43	0.38	-0.60	6	1.33	-0.42	3	-0.10	0.13	-0.09	0.42	0.00	17,883	0.24	20221028	SOAP & CLNG PREPARATNS
Kimberly Clark	5	KMB	114.94	4.04	0.36	-1.57	6	1.61	-0.42	1	-0.55	0.31	0.12	0.70	0.00	38,806	0.13	20221025	CONSUMER PROD-MISC STAPLES
Keurig Dr Peppr	5	KDP	37.78	2.12	-0.43	-0.75	9	1.19	-0.28	3	-0.73	-0.35	-1.22	0.28	0.00	53,499	0.09	20221027	BEVERAGES-SOFT DRINKS
Coca Cola Co	5	KO	55.96	3.15	-0.71	-0.08	10	1.61	-1.23	7	-1.09	-0.22	-0.68	0.70	-0.92	242,006	0.03	20221025	BEVERAGES-SOFT DRINKS
Pilgrims Pride	5	PPC	21.73	0.00	-0.72	-0.93	10	1.61	-0.91	5	-1.36	0.48	0.92	0.70	-0.49	5,194	1.60	20221026	FOOD-MEAT PRODUCTS
Anheuser-Bu Adr	5	BUD	45.61	0.87	-0.74	-0.77	10	1.61	-1.26	5	-1.72	0.03	0.00	0.70	-0.92	90,308	0.32	20221027	BEVERAGES-ALCOHOLIC
Fomento Eco-Adr	5	FMX	64.84	2.54	-0.93	-0.13	11	-1.61	1.03	2	-0.19	-0.49	0.13	-2.52	1.62	23,201	0.68	20221028	BEVERAGES-SOFT DRINKS
Altria Group	5	MO	44.67	8.42	-0.93	-0.13	11	-1.61	0.61	2	-0.19	-0.62	0.11	-2.52	1.13	80,443	0.06	20221027	TOBACCO
Ambev-Pr Adr	5	ABEV	2.76	0.86	-1.92	1.55	15	0.49	-0.87	8	1.06	-0.30	-0.06	-0.42	-0.49	43,435	0.28	20221027	BEVERAGES-ALCOHOLIC
Kraft Heinz Co	5	KHC	36.29	4.41	-2.21	1.13	16	-1.33	-1.19	8	0.35	-1.11	-0.12	-2.24	-0.92	44,471	0.09	20221026	FOOD-MISC/DIVERSIFIED
Health Care																			
Gilead Sciences	6	GILD	66.19	4.41	1.42	0.17	1	1.58	1.49	3	0.62	1.07	-0.09	1.65	1.66	82,960	0.05	20221027	MEDICAL-BIOMED/GENETICS
Uniqure Bv	6	QURE	18.57	0.00	1.19	0.09	2	1.28	1.56	3	0.62	0.78	-0.66	1.35	1.66	868	2.32	20221024	MEDICAL-BIOMED/GENETICS
Argenx Se-Adr	6	ARGX	360.81	0.00	1.19	0.09	2	1.28	1.56	3	0.62	0.56	-1.32	1.35	1.66	19,867	0.31	20221027	MEDICAL-BIOMED/GENETICS
Thermo Fisher	6	TMO	505.61	0.24	0.96	0.02	3	1.73	1.03	3	0.62	0.99	-0.14	1.80	1.31	198,092	0.04	20221026	MEDICAL INSTRUMENTS
Vertex Pharm	6	VRTX	292.02	0.00	0.96	0.02	3	1.58	1.06	3	0.62	0.91	-0.24	1.65	1.31	74,891	0.07	20221027	MEDICAL-BIOMED/GENETICS
Molina Hlthcr	6	MOH	353.21	0.00	0.96	0.02	3	1.58	0.64	3	0.62	0.74	-0.34	1.65	0.91	20,522	0.18	20221026	MEDICAL-HLTH MAINT ORG
Merck & Co Inc	6	MRK	93.26	2.96	0.92	-0.83	3	1.58	1.03	1	-0.45	1.09	0.03	1.65	1.60	236,254	0.03	20221027	LARGE CAP PHARMA
Bio-Rad Labs -A	6	BIO	385.23	0.00	0.92	-0.83	3	1.43	1.03	1	-0.45	1.04	0.30	1.50	1.31	11,440	0.28	20221027	MEDICAL PRODUCTS
Laboratory Cp	6	LH	208.82	1.38	0.92	-0.83	3	1.43	1.03	1	-0.45	1.03	0.28	1.50	1.31	19,358	0.20	20221027	MEDICAL/DENTAL-SUPPLIES
Teladoc Inc	6	TDOC	24.25	0.00	0.92	-0.83	3	-0.08	0.71	1	-0.45	0.46	0.47	0.00	0.91	3,909	0.22	20221026	MEDICAL SERVICES
Seagen Inc	6	SGEN	129.83	0.00	0.75	1.18	4	-0.83	1.91	4	1.20	0.18	-0.66	-0.75	1.94	23,945	0.24	20221027	MEDICAL-BIOMED/GENETICS
Centene Corp	6	CNC	75.72	0.00	0.73	-0.05	4	0.98	1.45	3	0.62	0.88	-0.08	1.05	1.66	43,280	0.08	20221025	MEDICAL-HLTH MAINT ORG
Biomarin Pharma	6	BMRN	88.35	0.00	0.52	1.10	5	-0.53	1.03	4	1.20	0.12	-0.49	-0.45	1.31	16,387	0.23	20221026	MEDICAL-BIOMED/GENETICS
Medpace Hldgs	6	MEDP	157.09	0.00	0.50	-0.13	5	1.28	1.06	3	0.62	0.83	-0.19	1.35	1.31	4,870	0.45	20221024	MEDICAL SERVICES
Ensign Group	6	ENSG	84.70	0.26	0.50	-0.13	5	1.28	0.61	3	0.62	0.64	-0.33	1.35	0.91	4,683	0.98	20221026	MEDICAL-NURSING HOMES
Myovant Sciencs	6	MYOV	24.11	0.00	0.29	1.03	6	-0.23	0.04	4	1.20	0.08	-0.47	-0.15	0.86	2,313	0.80	20221026	MEDICAL-BIOMED/GENETICS
Alkermes Inc	6	ALKS	22.38	0.00	0.29	1.03	6	-0.38	-0.52	4	1.20	-0.19	-0.28	-0.30	0.00	3,676	0.66	20221026	MEDICAL-BIOMED/GENETICS
Baxter Intl	6	BAX	55.32	2.10	0.26	-0.20	6	1.73	-0.49	3	0.62	0.56	-0.12	1.80	0.00	27,860	0.14	20221027	MEDICAL PRODUCTS
Biogen Inc	6	BIIB	264.45	0.00	0.26	-0.20	6	1.58	-0.35	3	0.62	0.50	-0.15	1.65	0.00	38,375	0.04	20221025	MEDICAL-BIOMED/GENETICS
West Pharm Svc	6	WST	243.64	0.30	0.26	-0.20	6	1.43	-0.38	3	0.62	0.41	-0.27	1.50	0.00	18,041	0.18	20221027	MEDICAL/DENTAL-SUPPLIES
Merit Medical	6	MMSI	58.03	0.00	0.24	-0.34	6	-0.08	0.15	3	0.04	0.07	-0.24	0.00	0.46	3,294	1.52	20221026	MEDICAL/DENTAL-SUPPLIES
Integra Lifesci	6	IART	43.21	0.00	0.24	-0.08	6	-0.38	-0.38	2	0.04	-0.04	0.17	-0.30	0.00	3,608	0.92	20221026	MEDICAL INSTRUMENTS
Resmed Inc	6	RMD	215.30	0.82	0.24	-0.34	6	-0.08	-0.31	3	0.04	-0.16	-0.49	0.00	0.00	31,533	0.27	20221027	MEDICAL PRODUCTS

Date: 10-19-2022

Stocks are grouped by SECTOR and sorted from most to least attractive based on integrated Polaris Score = iPScore (see "Report Headings" tab).

SECTOR CODES: 1-Energy, 2-Materials, 3-Industrials, 4-Consumer Discretionary, 5-Consumer Staples, 6-Healthcare

SECTOR CODES: 7-Financials, 8-Information Technology, 9-Communication Services, 10-Utilities, 11-Real Estate

COMPANY	SECTOR	TICKER	PRICE	YIELD	iPScore	Behavioral Preference Factor	ABSOLUTE-SCALE METRICS			RELATIVE-SCALE METRICS					MKT CAP \$millions	DAYS2TR	EPS REPORT DATE	INDUSTRY GROUP	
							ABS DCOORD	TECH OUTLK	FUNDA OUTLK	REL DCOORD	iPScore	VTCavg	VSCORE	TSCORE					CSCORE
Novartis Ag-Adr	6	NVS	76.51	2.83	0.22	-1.05	6	1.73	-0.35	1	-0.45	0.65	0.13	1.80	0.00	169,286	0.12	20221025	LARGE CAP PHARMA
Sanofi-Aventis	6	SNY	39.64	3.18	0.22	-1.05	6	1.73	-0.35	1	-0.45	0.64	0.12	1.80	0.00	100,486	0.17	20221028	LARGE CAP PHARMA
Iqvia Holdings	6	IQV	178.39	0.00	0.22	-1.05	6	1.73	-0.35	1	-0.45	0.61	0.03	1.80	0.00	33,271	0.11	20221026	TECHNOLOGY SERVICES
Align Tech Inc	6	ALGN	204.98	0.00	0.20	-1.38	6	-0.08	-0.49	1	-1.23	0.10	0.30	0.00	0.00	16,011	0.13	20221026	MEDICAL/DENTAL-SUPPLIES
Encompass Hlth	6	EHC	49.17	1.22	0.20	-1.38	6	-0.08	-0.49	1	-1.23	0.08	0.23	0.00	0.00	4,906	0.80	20221026	MEDICAL-OUTPNT/HM CARE
Alnylam Pharma	6	ALNY	192.00	0.00	-0.41	0.81	9	-0.53	-0.49	4	1.20	-0.39	-0.73	-0.45	0.00	23,045	0.13	20221027	MEDICAL-BIOMED/GENETICS
Ptc Therapeutic	6	PTCT	44.06	0.00	-0.45	-0.56	9	1.28	-0.42	3	0.04	0.27	-0.53	1.35	0.00	3,152	0.95	20221027	MEDICAL-DRUGS
Option Care Hlt	6	OPCH	33.52	0.00	-0.66	0.66	10	1.58	-0.87	7	0.62	0.47	-0.19	1.65	-0.06	6,096	0.67	20221027	MEDICAL-OUTPNT/HM CARE
Conmed Corp	6	CNMD	78.68	1.02	-0.66	0.66	10	1.73	-0.87	7	0.62	0.41	-0.18	1.80	-0.40	2,397	0.86	20221026	MEDICAL/DENTAL-SUPPLIES
Edwards Lifesci	6	EW	85.95	0.00	-0.68	0.79	10	1.73	-0.80	7	0.04	0.30	-0.51	1.80	-0.40	53,284	0.11	20221026	MEDICAL INSTRUMENTS
Caredx Inc	6	CDNA	15.44	0.00	-0.73	0.38	10	-0.38	-0.95	6	-1.23	-0.22	0.04	-0.30	-0.40	825	1.98	20221027	MEDICAL SERVICES
Integer Holdngs	6	ITGR	56.00	0.00	-0.73	0.38	10	-0.38	-1.33	6	-1.23	-0.38	0.13	-0.30	-0.97	1,855	1.37	20221027	MEDICAL INSTRUMENTS
Avantor Inc	6	AVTR	20.14	0.00	-0.75	-1.36	10	1.43	-0.80	5	-1.81	0.53	0.15	1.50	-0.06	13,575	0.18	20221028	MEDICAL SERVICES
Amedisys Inc	6	AMED	96.93	0.00	-0.75	-1.36	10	1.73	-1.23	5	-1.81	0.37	0.05	1.80	-0.74	3,145	0.60	20221026	MEDICAL-OUTPNT/HM CARE
Koninklijke Phl	6	PHG	13.21	5.87	-0.78	-1.37	10	1.43	-1.37	5	-2.49	0.18	0.00	1.50	-0.97	11,748	0.63	20221024	MEDICAL PRODUCTS
Univl Hlth Svcs	6	UHS	95.05	0.84	-0.78	-1.37	10	-0.08	-0.80	5	-2.49	0.03	0.48	0.00	-0.40	6,936	0.44	20221025	MEDICAL-HOSPITALS
Teleflex Inc	6	TFX	197.90	0.69	-0.78	-1.37	10	-0.08	-0.84	5	-2.49	-0.05	0.24	0.00	-0.40	9,283	0.32	20221027	MEDICAL INSTRUMENTS
Masimo Corp	6	MASI	135.08	0.00	-0.78	-1.37	10	-0.08	-0.80	5	-2.49	-0.12	0.04	0.00	-0.40	7,096	0.27	20221025	MEDICAL INSTRUMENTS
Traverse Therpts	6	TVTX	22.45	0.00	-1.15	-0.78	12	0.98	-0.45	3	0.04	0.10	-0.76	1.05	0.00	1,426	1.09	20221027	MEDICAL-BIOMED/GENETICS
Bristol Myers	6	BMY	71.14	3.04	-1.66	-1.97	14	0.38	-0.28	1	-1.23	0.20	0.16	0.45	0.00	151,902	0.04	20221026	MEDICAL-BIOMED/GENETICS
Novocure Ltd	6	NVCR	71.11	0.00	-1.81	1.85	15	-0.83	-0.95	8	0.91	-0.52	-0.74	-0.75	-0.06	7,448	0.78	20221027	MEDICAL SERVICES
Insmed Inc	6	INSM	18.78	0.00	-1.84	0.42	15	0.98	-0.80	7	0.04	0.10	-0.70	1.05	-0.06	2,253	1.22	20221027	MEDICAL-BIOMED/GENETICS
Dexcom Inc	6	DXCM	96.84	0.00	-2.06	1.83	16	-1.13	-0.80	8	0.43	-0.62	-0.76	-1.05	-0.06	38,018	0.09	20221027	MEDICAL INSTRUMENTS
Boston Scientif	6	BSX	40.96	0.00	-2.06	1.83	16	-1.43	-0.73	8	0.43	-0.63	-0.14	-1.35	-0.40	58,555	0.09	20221026	MEDICAL PRODUCTS
Inmode Ltd	6	INMD	32.31	0.00	-2.06	1.83	16	-1.73	-1.16	8	0.43	-0.81	-0.02	-1.65	-0.74	2,690	0.47	20221027	MEDICAL PRODUCTS
Abbvie Inc	6	ABBV	143.13	3.94	-2.07	0.34	16	0.38	-0.77	7	0.04	0.00	-0.04	0.45	-0.40	253,068	0.03	20221028	LARGE CAP PHARMA
Davita Inc	6	DVA	90.67	0.00	-2.12	-0.06	16	-1.43	-0.80	6	-1.23	-0.38	0.60	-1.35	-0.40	8,278	0.52	20221028	MEDICAL-OUTPNT/HM CARE
Financials																			
Lpl Finl Hldgs	7	LPLA	237.06	0.42	1.47	1.49	1	-0.22	1.98	4	1.51	0.61	-0.23	-0.15	2.00	18,910	0.11	20221027	FINANCE-INVESTMENT BKRS
Ameris Bancorp	7	ABCB	49.71	1.21	1.47	1.49	1	-0.22	1.49	4	1.51	0.47	-0.33	-0.15	1.74	3,448	1.49	20221027	BANKS-SOUTHEAST
Ares Cap Cp	7	ARCC	17.87	9.63	1.47	1.49	1	-0.36	1.94	4	1.51	0.46	-0.33	-0.29	1.80	8,868	0.45	20221025	FINANCE-SBIC & COMMRL
Utd Bankshares	7	UBSI	38.87	3.70	1.47	1.49	1	-0.22	1.91	4	1.51	0.39	-0.62	-0.15	1.80	5,232	1.04	20221025	BANKS-SOUTHEAST
First Bncrp P R	7	FBP	15.75	3.05	1.47	1.49	1	-0.22	1.52	4	1.51	0.36	-0.36	-0.15	1.47	2,961	1.10	20221025	BANKS-SOUTHEAST
Zions Bancorp	7	ZION	49.22	3.33	1.45	1.67	1	-0.36	1.49	4	1.16	0.27	-0.52	-0.29	1.47	7,406	0.37	20221024	BANKS-WEST
Wfs Finl Corp	7	WSFS	49.78	1.21	1.45	1.67	1	-0.66	1.56	4	1.16	0.21	-0.46	-0.58	1.47	3,152	1.65	20221024	FINANCE-SAVINGS & LOAN
Eastern Bnkshrs	7	EBC	21.05	1.90	1.45	1.67	1	-0.22	1.56	4	1.16	0.12	-1.02	-0.15	1.47	3,754	1.71	20221027	BANKS-NORTHEAST
Cullen Frost Bk	7	CFR	145.07	2.40	1.45	1.67	1	-0.22	1.49	4	1.16	0.01	-1.33	-0.15	1.47	9,303	0.47	20221027	BANKS-SOUTHWEST
Bok Finl Corp	7	BOKF	96.89	2.19	1.45	1.67	1	-0.22	1.94	4	1.16	-0.28	-2.46	-0.15	1.80	6,599	1.47	20221026	BANKS-SOUTHWEST

Date: 10-19-2022

Stocks are grouped by SECTOR and sorted from most to least attractive based on integrated Polaris Score = iPScore (see "Report Headings" tab).

SECTOR CODES: 1-Energy, 2-Materials, 3-Industrials, 4-Consumer Discretionary, 5-Consumer Staples, 6-Healthcare

SECTOR CODES: 7-Financials, 8-Information Technology, 9-Communication Services, 10-Utilities, 11-Real Estate

COMPANY	SECTOR	TICKER	PRICE	YIELD	iPScore	Behavioral Preference Factor	ABSOLUTE-SCALE METRICS			RELATIVE-SCALE METRICS					MKT CAP \$millions	DAYS2TR	EPS REPORT DATE	INDUSTRY GROUP	
							ABS DCOORD	TECH OUTLK	FUNDA OUTLK	REL DCOORD	iPScore	VTCavg	VSCORE	TSCORE					CSCORE
Providnt Fin Sv	7	PFS	20.77	4.62	1.41	-0.52	1	1.68	1.94	1	0.53	1.27	0.18	1.75	2.00	1,567	1.66	20221028	FINANCE-SAVINGS & LOAN
Lakeland Bancrp	7	LBAI	17.34	3.34	1.41	-0.10	1	1.09	1.49	3	0.45	0.83	-0.07	1.17	1.47	1,124	1.72	20221027	BANKS-NORTHEAST
Axos Financial	7	AX	36.70	0.00	1.41	-0.10	1	-0.07	1.94	3	0.45	0.70	-0.07	0.00	2.00	2,201	2.15	20221027	FINANCE-MISC SERVICES
Brown & Brown	7	BRO	62.90	0.65	1.41	-0.10	1	1.68	1.87	3	0.45	0.65	-1.33	1.75	1.80	17,766	0.27	20221024	INSURANCE-BROKERS
Commnty Bk Sys	7	CBU	63.14	2.79	1.38	-0.23	1	-0.07	1.52	3	-0.11	0.24	-0.80	0.00	1.47	3,393	1.74	20221024	BANKS-NORTHEAST
Kinsale Cap Grp	7	KNSL	281.13	0.18	1.38	-0.23	1	1.53	1.49	3	-0.11	0.13	-2.31	1.61	1.47	6,439	0.51	20221027	INSURANCE-PROP/CAS/TITLE
Flagstar Bancp	7	FBC	32.22	0.74	0.99	0.99	3	-0.36	1.06	2	1.51	0.39	0.22	-0.29	1.07	1,715	1.15	20221026	FINANCE-SAVINGS & LOAN
Berkley (Wr) Cp	7	WRB	71.46	0.56	0.98	1.53	3	-0.22	1.06	4	1.16	0.24	-0.29	-0.15	1.07	18,956	0.28	20221024	INSURANCE-PROP/CAS/TITLE
Arch Cap Gp Ltd	7	ACGL	48.72	0.00	0.98	1.53	3	-0.22	1.10	4	1.16	0.22	-0.37	-0.15	1.07	17,984	0.24	20221026	INSURANCE-PROP/CAS/TITLE
Armour Res Reit	7	ARR	4.79	25.05	0.98	1.53	3	-0.36	1.10	4	1.16	0.18	-0.37	-0.29	1.07	549	0.82	20221026	REIT-MORTGAGE TRUST
Prosperity Bcsh	7	PB	74.07	2.81	0.98	1.53	3	-0.22	1.10	4	1.16	0.15	-0.87	-0.15	1.40	6,828	0.69	20221026	BANKS-SOUTHWEST
First Ctzns-Nca	7	FCNCA	867.09	0.22	0.98	1.53	3	-0.22	1.10	4	1.16	0.08	-1.08	-0.15	1.40	13,876	0.21	20221027	BANKS-SOUTHEAST
Globe Life Inc	7	GL	112.56	0.74	0.98	1.53	3	-0.22	1.06	4	1.16	0.06	-0.78	-0.15	1.07	10,968	0.38	20221026	FINANCE-MISC SERVICES
Old Natl Bcp	7	ONB	18.25	3.07	0.98	1.53	3	-0.66	1.10	4	1.16	0.01	-0.60	-0.58	1.07	5,345	0.75	20221025	BANKS-MIDWEST
First Intst Mt	7	FIBK	43.75	3.75	0.98	1.53	3	-0.22	1.10	4	1.16	-0.28	-2.06	-0.15	1.40	4,673	0.92	20221025	BANKS-MIDWEST
Northwest Bncsh	7	NWBI	14.23	5.62	0.98	1.53	3	-0.22	1.13	4	1.16	-0.32	-1.83	-0.15	1.07	1,805	1.96	20221024	FINANCE-SAVINGS & LOAN
Agnc Investment	7	AGNC	7.91	18.20	0.94	-0.24	3	1.39	1.13	3	0.45	0.81	-0.27	1.46	1.40	4,135	0.14	20221024	REIT-MORTGAGE TRUST
Blackstone Mrtg	7	BXMT	22.97	10.80	0.94	-0.24	3	1.39	0.68	3	0.45	0.56	-0.16	1.46	0.60	3,912	0.35	20221026	REIT-MORTGAGE TRUST
South State Cp	7	SSB	88.39	2.26	0.94	-0.24	3	1.53	0.68	3	0.45	0.41	-1.07	1.61	1.00	6,688	0.83	20221024	BANKS-SOUTHEAST
Popular Inc	7	BPOP	73.44	3.00	0.91	-0.91	3	1.68	1.06	1	-0.04	1.02	0.43	1.75	1.07	5,509	0.54	20221026	BANKS-SOUTHEAST
Hsbc Holdings	7	HSBC	26.64	5.03	0.91	-0.91	3	1.68	0.68	1	-0.04	0.90	0.17	1.75	1.00	108,223	0.23	20221024	BANKS-FOREIGN
Seacoast Bkng A	7	SBCF	31.97	2.13	0.91	-0.37	3	-0.07	1.06	3	-0.11	0.34	-0.15	0.00	1.07	1,963	2.75	20221027	BANKS-SOUTHEAST
Valley Natl Bcp	7	VLV	11.57	3.80	0.91	-0.37	3	-0.07	1.10	3	-0.11	0.27	-0.31	0.00	1.07	5,858	0.97	20221027	BANKS-NORTHEAST
Kkr Re Fin Trst	7	KREF	17.23	9.98	0.91	-0.37	3	1.39	0.64	3	-0.11	0.16	-1.26	1.46	0.60	1,193	1.99	20221024	REIT-MORTGAGE TRUST
Umb Finl Corp	7	UMBF	90.33	1.64	0.91	-0.37	3	-0.07	1.10	3	-0.11	0.02	-1.02	0.00	1.07	4,364	1.75	20221025	BANKS-MIDWEST
Apollo Commercl	7	ARI	9.33	15.01	0.91	-0.37	3	-0.07	0.64	3	-0.11	-0.13	-0.95	0.00	0.60	1,312	1.44	20221024	REIT-MORTGAGE TRUST
Msci Inc-A	7	MSCI	398.79	1.25	0.88	-0.44	3	-0.07	1.06	3	-0.67	-0.53	-2.53	0.00	1.07	32,104	0.15	20221025	BUSINESS SOFTWARE SVCS/BPO
Erie Indemnity	7	ERIE	238.77	1.86	0.27	1.32	6	-0.22	0.15	4	1.16	0.05	-0.30	-0.15	0.53	11,029	1.71	20221027	INSURANCE-BROKERS
Firstcash Inc	7	FCFS	81.97	1.61	0.27	1.32	6	-0.22	0.08	4	1.16	-0.04	-0.08	-0.15	0.07	3,838	1.32	20221027	FINANCIAL TRANSACTION SERVICES
Goosehead Insur	7	GSHD	34.68	0.00	0.27	1.32	6	-0.36	-0.52	4	1.16	-0.28	-0.56	-0.29	0.00	1,291	2.17	20221026	INSURANCE-MULTI LINE
B Riley Finl	7	RILY	43.12	9.28	0.23	-0.45	6	1.39	-0.24	3	0.45	0.40	0.00	1.46	0.00	1,220	2.48	20221027	AUCTION/VALUATION SERVICES
Pjt Partners	7	PJT	73.16	1.37	0.22	1.98	6	-0.22	-0.38	8	0.38	-0.22	-0.02	-0.15	-0.47	1,802	1.91	20221025	FINANCE-MISC SERVICES
T Rowe Price	7	TROW	101.15	4.75	0.22	1.98	6	-0.36	-0.49	8	0.38	-0.27	-0.06	-0.29	-0.47	22,829	0.15	20221027	FINANCE-INVESTMENT MGMT
Morningstar Inc	7	MORN	214.95	0.67	0.20	-0.58	6	1.68	-0.24	3	-0.11	0.27	-0.57	1.75	0.00	9,132	1.08	20221026	BUSINESS INFORMATION SERVICES
Bank Of Hawaii	7	BOH	78.06	3.59	0.20	-0.58	6	-0.07	-0.31	3	-0.11	-0.19	-0.53	0.00	0.00	3,137	1.63	20221024	BANKS-WEST
Banco Sant-Ads	7	BSBR	5.86	5.02	0.17	-1.31	6	-0.07	0.01	1	-0.60	0.28	0.72	0.00	0.07	21,878	2.80	20221026	BANKS-FOREIGN
Kemper Corp	7	KMPR	45.62	2.72	0.17	-1.31	6	-0.07	-0.06	1	-0.60	0.20	0.49	0.00	0.07	2,913	2.46	20221027	INSURANCE-MULTI LINE
Virtus Investmt	7	VRTS	151.38	3.96	0.17	0.87	6	-0.36	-0.49	6	-0.60	-0.05	0.55	-0.29	-0.47	1,101	2.71	20221026	FINANCE-INVESTMENT MGMT

Date: 10-19-2022

Stocks are grouped by SECTOR and sorted from most to least attractive based on integrated Polaris Score = iPScore (see "Report Headings" tab).

SECTOR CODES: 1-Energy, 2-Materials, 3-Industrials, 4-Consumer Discretionary, 5-Consumer Staples, 6-Healthcare

SECTOR CODES: 7-Financials, 8-Information Technology, 9-Communication Services, 10-Utilities, 11-Real Estate

COMPANY	SECTOR	TICKER	PRICE	YIELD	iPScore	Behavioral Preference Factor	ABSOLUTE-SCALE METRICS			RELATIVE-SCALE METRICS					MKT CAP \$millions	DAYS2TR	EPS REPORT DATE	INDUSTRY GROUP	
							ABS DCOORD	TECH OUTLK	FUNDA OUTLK	REL DCOORD	iPScore	VTCavg	VSCORE	TSCORE					CSCORE
Evercore Inc	7	EVR	90.86	3.17	0.17	0.87	6	-0.36	-0.49	6	-0.60	-0.08	0.47	-0.29	-0.47	3,557	0.57	20221026	FINANCE-INVESTMENT BKRS
Lazard Ltd	7	LAZ	33.00	6.06	0.15	-0.59	6	1.39	-0.49	5	-0.96	0.47	0.68	1.46	-0.47	3,721	0.98	20221027	FINANCE-INVESTMENT MGMT
Lloyds Bank Grp	7	LYG	1.82	4.01	0.15	-0.59	6	1.68	-0.38	5	-0.96	0.44	0.36	1.75	-0.47	31,051	0.87	20221027	BANKS-FOREIGN
Alliancebernstn	7	AB	34.10	8.33	0.15	-0.59	6	1.39	-0.42	5	-0.96	0.43	0.54	1.46	-0.47	3,317	1.92	20221028	FINANCE-INVESTMENT MGMT
Ubs Group Ag	7	UBS	14.75	1.10	0.15	-0.59	6	1.68	-0.42	5	-0.96	0.42	0.31	1.75	-0.47	51,330	0.53	20221025	BANKS-FOREIGN
First Amer Finl	7	FAF	45.11	4.61	0.13	-0.47	6	1.39	-0.49	5	-1.38	0.34	0.31	1.46	-0.47	4,699	0.91	20221027	INSURANCE-PROP/CAS/TITLE
Ameriprise Finl	7	AMP	264.30	1.89	0.13	-0.11	6	1.68	-0.31	7	-1.38	0.27	-0.09	1.75	-0.47	28,588	0.16	20221025	FINANCE-INVESTMENT MGMT
New York Cmnty	7	NYCB	8.56	7.94	0.13	-0.11	6	1.39	-0.31	7	-1.38	0.14	-0.23	1.46	-0.47	3,990	0.34	20221026	FINANCE-SAVINGS & LOAN
Stifel Finl	7	SF	52.46	2.29	0.13	-0.11	6	1.68	-0.24	7	-1.38	0.10	-0.56	1.75	-0.47	5,568	0.71	20221026	FINANCE-INVESTMENT BKRS
Piper Jaffray	7	PIPR	110.76	2.17	0.13	-0.47	6	-0.07	-0.24	5	-1.38	-0.06	0.30	0.00	-0.47	1,931	2.81	20221028	FINANCE-INVESTMENT BKRS
Navient Corp	7	NAVI	15.03	4.26	0.13	-0.47	6	-0.07	-0.35	5	-1.38	-0.07	0.27	0.00	-0.47	2,132	1.02	20221025	FINANCE-CONSUMER LOANS
Invesco Ltd	7	IVZ	14.64	5.12	0.13	-0.47	6	-0.07	-0.49	5	-1.38	-0.13	0.11	0.00	-0.47	6,660	0.35	20221025	FINANCE-INVESTMENT MGMT
Axis Cap Hldgs	7	AXS	51.05	3.37	0.13	-0.47	6	-0.07	-0.38	5	-1.38	-0.15	0.04	0.00	-0.47	4,322	0.88	20221026	INSURANCE-PROP/CAS/TITLE
Moodys Corp	7	MCO	241.88	1.16	0.13	-0.11	6	1.68	-0.45	7	-1.38	-0.25	-1.55	1.75	-0.47	44,385	0.12	20221025	FINANCE-MISC SERVICES
S&P Global Inc	7	SPGI	296.87	1.15	0.13	-0.11	6	1.39	-0.45	7	-1.38	-0.31	-1.49	1.46	-0.47	99,006	0.04	20221027	BUSINESS INFORMATION SERVICES
Cadence Bank	7	CADE	28.20	3.12	0.05	0.71	7	-1.09	1.49	2	1.51	0.52	0.72	-1.02	1.47	3,063	0.63	20221024	BANKS-SOUTHEAST
Cathay Genl Bcp	7	CATY	43.30	3.14	0.03	1.25	7	-1.09	1.87	4	1.16	0.33	-0.12	-1.02	1.80	3,225	2.08	20221024	BANKS-WEST
First Hawaiian	7	FHB	26.27	3.96	0.03	1.25	7	-1.09	1.94	4	1.16	0.02	-1.17	-1.02	2.00	3,355	1.50	20221028	BANKS-WEST
Simmons First A	7	SFNC	24.19	3.14	0.03	1.25	7	-1.39	1.49	4	1.16	-0.13	-1.11	-1.31	1.74	3,104	1.93	20221025	BANKS-SOUTHEAST
Raymond Jas Fin	7	RJF	100.00	1.36	-0.21	1.18	8	-0.80	1.06	4	1.16	-0.12	-0.45	-0.73	0.67	21,583	0.20	20221026	FINANCE-INVESTMENT BKRS
Gallagher Arthu	7	AJG	178.05	1.15	-0.51	-0.78	9	1.24	0.15	3	-0.11	0.08	-0.82	1.31	0.07	37,450	0.15	20221027	INSURANCE-BROKERS
Orchid Island	7	ORC	9.60	20.00	-0.75	1.45	10	-0.36	-0.91	8	-0.18	-0.45	-0.09	-0.29	-0.93	338	1.45	20221027	FINANCE-MRTG & REL SVC
Veritex Hldgs	7	VBTX	28.52	2.81	-0.75	1.45	10	-0.36	-0.80	8	-0.18	-0.52	-0.28	-0.29	-0.93	1,539	2.84	20221025	BANKS-SOUTHEAST
Annaly Cap Mgmt	7	NLY	17.03	20.67	-0.75	1.45	10	-0.36	-0.80	8	-0.18	-0.67	-0.69	-0.29	-0.93	7,341	0.11	20221026	REIT-MORTGAGE TRUST
Redwood Trust	7	RWT	6.22	14.79	-0.75	1.45	10	-0.36	-1.37	8	-0.18	-0.75	-0.51	-0.29	-1.33	748	1.47	20221027	REIT-MORTGAGE TRUST
Prog Holdings	7	PRG	12.89	0.00	-0.77	0.59	10	-0.36	-0.80	6	-0.60	-0.13	0.79	-0.29	-0.93	697	2.80	20221026	FINANCE-CONSUMER LOANS
Lendingclub Cp	7	LC	11.32	0.00	-0.77	0.59	10	-0.36	-0.91	6	-0.60	-0.15	0.34	-0.29	-0.53	1,173	1.28	20221026	FINANCE-MISC SERVICES
Principal Finl	7	PFG	78.77	3.25	-0.77	0.59	10	-0.22	-0.70	6	-0.60	-0.28	0.28	-0.15	-0.93	19,632	0.19	20221027	FINANCE-INVESTMENT MGMT
Hope Bancorp	7	HOPE	13.61	4.11	-0.80	0.47	10	-0.36	-1.26	6	-1.10	-0.52	0.13	-0.29	-1.33	1,626	2.42	20221024	BANKS-WEST
Onemain Holdngs	7	OMF	30.02	12.66	-0.80	0.47	10	-0.36	-1.33	6	-1.10	-0.55	0.04	-0.29	-1.33	3,712	0.54	20221026	FINANCE-CONSUMER LOANS
Janus Henderson	7	JHG	20.80	7.50	-0.81	-0.39	10	1.68	-0.91	7	-1.38	0.12	-0.05	1.75	-0.93	3,446	0.83	20221027	FINANCE-INVESTMENT MGMT
Dynex Cap Inc	7	DX	11.84	13.18	-0.81	-0.39	10	1.39	-0.80	7	-1.38	0.01	-0.53	1.46	-0.53	527	1.35	20221024	REIT-MORTGAGE TRUST
Synchrony Fin	7	SYF	31.59	2.91	-0.81	-0.75	10	-0.07	-0.73	5	-1.38	-0.19	0.41	0.00	-0.93	15,219	0.13	20221025	FINANCE-MISC SERVICES
Capital One Fin	7	COF	95.23	2.52	-0.81	-0.75	10	-0.07	-0.80	5	-1.38	-0.21	0.35	0.00	-0.93	36,551	0.10	20221027	FINANCE-CONSUMER LOANS
Sei Investments	7	SEIC	48.44	1.65	-0.81	-0.75	10	-0.07	-0.84	5	-1.38	-0.27	0.20	0.00	-0.93	6,563	0.91	20221026	FINANCE-INVESTMENT MGMT
Ladder Cap Cp-A	7	LADR	9.76	9.43	-0.81	-0.39	10	1.68	-0.77	7	-1.38	-0.28	-1.15	1.75	-0.93	1,238	2.33	20221027	REIT-MORTGAGE TRUST
Discover Fin Sv	7	DFS	93.43	2.57	-0.81	-0.75	10	-0.07	-1.16	5	-1.38	-0.37	0.33	0.00	-1.33	25,522	0.15	20221024	FINANCE-CONSUMER LOANS
Mr Cooper Group	7	COOP	42.52	0.00	-0.83	-0.33	10	-0.07	-0.73	7	-1.73	-0.54	-0.55	0.00	-0.93	3,047	0.96	20221026	FINANCE-CONSUMER LOANS

Date: 10-19-2022

Stocks are grouped by SECTOR and sorted from most to least attractive based on integrated Polaris Score = iPScore (see "Report Headings" tab).

SECTOR CODES: 1-Energy, 2-Materials, 3-Industrials, 4-Consumer Discretionary, 5-Consumer Staples, 6-Healthcare

SECTOR CODES: 7-Financials, 8-Information Technology, 9-Communication Services, 10-Utilities, 11-Real Estate

COMPANY	SECTOR	TICKER	PRICE	YIELD	iPScore	Behavioral Preference Factor	ABSOLUTE-SCALE METRICS			RELATIVE-SCALE METRICS					MKT CAP \$millions	DAYS2TR	EPS REPORT DATE	INDUSTRY GROUP	
							ABS DCOORD	TECH OUTLK	FUNDA OUTLK	REL DCOORD	iPScore	VTCavg	VSCORE	TSCORE					CSCORE
Ares Management	7	ARES	65.85	3.71	-0.83	-0.33	10	-0.07	-0.66	7	-1.73	-0.59	-1.08	0.00	-0.53	19,354	0.29	20221027	FINANCE-INVESTMENT MGMT
Aon Plc	7	AON	280.93	0.80	-0.83	-0.33	10	-0.07	-0.73	7	-1.73	-0.63	-0.81	0.00	-0.93	59,255	0.11	20221028	INSURANCE-BROKERS
Tradeweb Mkts	7	TW	53.35	0.60	-0.83	-0.33	10	1.39	-0.73	7	-1.73	-0.73	-2.16	1.46	-0.93	11,082	0.49	20221027	FINANCE-INVESTMENT BKRS
Indep Bank Grp	7	IBTX	67.28	2.26	-0.83	-0.33	10	-0.07	-0.73	7	-1.73	-0.83	-1.35	0.00	-0.93	2,770	2.01	20221024	BANKS-SOUTHEAST
Cme Group Inc	7	CME	172.80	2.31	-0.83	-0.33	10	1.39	-0.73	7	-1.73	-0.93	-2.71	1.46	-0.93	62,111	0.09	20221026	SECURITIES EXCHANGES
Hartford Fin Sv	7	HIG	68.00	2.26	-0.92	0.55	11	-1.39	0.64	2	1.16	0.01	0.40	-1.31	0.60	21,974	0.20	20221027	INSURANCE-MULTI LINE
Chubb Ltd	7	CB	195.98	1.69	-0.92	0.98	11	-1.68	1.06	4	1.16	-0.16	-0.31	-1.61	1.07	81,849	0.08	20221025	INSURANCE-PROP/CAS/TITLE
Icici Bank Ltd	7	IBN	21.57	0.52	-1.46	1.24	13	-0.51	-0.70	8	-0.18	-0.78	-1.28	-0.44	-0.53	75,145	0.16	20221028	BANKS-FOREIGN
Slm Corp	7	SLM	15.34	2.87	-1.70	1.17	14	-1.39	-0.45	8	-0.18	-0.58	-0.16	-1.31	-0.47	3,856	0.76	20221026	FINANCE-CONSUMER LOANS
Meta Finl Grp	7	CASH	37.50	0.53	-1.70	1.17	14	-1.68	-0.24	8	-0.18	-0.74	-0.37	-1.61	-0.47	1,090	2.81	20221027	FINANCE-SAVINGS & LOAN
Houlihan Lokey	7	HLI	80.54	2.63	-1.70	1.17	14	-1.68	-0.49	8	-0.18	-0.82	-0.57	-1.61	-0.47	5,540	1.04	20221027	FINANCE-MISC SERVICES
Everest Re Ltd	7	RE	279.68	0.01	-1.72	0.32	14	-1.39	-0.45	6	-0.60	-0.35	0.48	-1.31	-0.47	11,022	0.25	20221026	INSURANCE-PROP/CAS/TITLE
Deutsche Bk Ag	7	DB	8.67	0.00	-1.72	0.32	14	-1.39	-0.42	6	-0.60	-0.39	0.38	-1.31	-0.47	17,919	0.37	20221026	BANKS-FOREIGN
Banco Santan Sa	7	SAN	2.56	2.84	-1.72	0.32	14	-1.39	-0.42	6	-0.60	-0.42	0.29	-1.31	-0.47	42,994	1.73	20221026	BANKS-FOREIGN
Federated Herme	7	FHI	31.68	3.41	-1.98	0.12	15	-0.80	-1.26	6	-1.10	-0.56	0.33	-0.73	-1.33	2,824	1.19	20221027	FINANCE-INVESTMENT MGMT
Old Rep Intl	7	ORI	22.81	4.03	-2.22	0.05	16	-1.68	-0.84	6	-1.10	-0.67	0.30	-1.61	-0.93	7,032	0.58	20221027	INSURANCE-MULTI LINE
Info Technology																			
Calix Inc	8	CALX	60.39	0.00	1.60	1.29	1	-0.23	1.98	4	1.48	-0.06	-1.12	-0.15	2.24	3,940	0.71	20221024	INTERNET SOFTWARE
Aspen Tech Inc	8	AZPN	248.89	0.00	1.60	1.29	1	-0.23	1.94	4	1.48	-0.36	-1.86	-0.15	2.24	16,135	0.43	20221026	INTERNET SOFTWARE
Stmicroelectron	8	STM	31.82	0.64	1.59	0.14	1	1.74	1.56	3	1.30	0.99	-0.30	1.82	1.91	28,903	0.17	20221027	SEMI-GENERAL
Tenable Holdngs	8	TENB	32.51	0.00	1.59	0.14	1	1.74	1.94	3	1.30	0.91	-0.67	1.82	2.24	3,630	0.78	20221025	INTERNET SOFTWARE
Perion Network	8	PERI	22.87	0.00	1.59	0.50	1	-0.23	1.98	2	1.21	0.60	0.44	-0.15	2.43	1,016	2.60	20221025	INTERNET CONTENT
Agilysys Inc	8	AGYS	52.88	0.00	1.58	1.45	1	-0.23	1.45	4	1.03	-0.66	-2.44	-0.15	1.91	1,324	2.79	20221025	COMPUTER-INTEGRATED SYSTEMS
Western Digital	8	WDC	33.36	0.00	1.55	-0.61	1	1.44	1.98	1	0.40	1.67	1.53	1.52	2.24	10,593	0.13	20221027	COMPUTER-STORAGE DEVICES
Texas Instrs	8	TXN	152.65	3.01	1.49	-1.20	1	-0.08	1.45	1	-1.03	0.41	0.06	0.00	1.91	139,477	0.03	20221025	SEMI-GENERAL
Makemytrip Ltd	8	MMYT	28.56	0.00	1.36	1.23	2	-0.53	1.98	4	1.48	0.08	-0.46	-0.45	2.24	3,007	2.97	20221025	INTERNET SERVICES - DELIVERY
Natl Instrs Cp	8	NATI	39.27	2.85	1.36	1.23	2	-0.53	1.56	4	1.48	0.00	-0.49	-0.45	1.91	5,151	0.82	20221027	ELEC TEST EQUIPMENT
Exlservice Hldg	8	EXLS	166.44	0.00	1.36	1.23	2	-0.53	1.91	4	1.48	-0.28	-1.37	-0.45	2.24	5,503	0.19	20221027	OUTSOURCING
Sps Commerce	8	SPSC	121.08	0.00	1.34	1.39	2	-0.53	1.49	4	1.03	-0.56	-1.89	-0.45	1.91	4,361	1.21	20221027	BUSINESS SERVICES
Wolfspeed Inc	8	WOLF	103.80	0.00	1.34	1.39	2	-0.53	1.56	4	1.03	-0.87	-2.68	-0.45	1.91	12,892	0.10	20221026	SEMI-DISCRETES
First Solar Inc	8	FSLR	120.21	0.00	1.33	-0.04	2	1.29	1.94	3	0.76	0.36	-1.68	1.36	2.43	12,814	0.07	20221027	SOLAR
Impinj Inc	8	PI	78.84	0.00	1.31	-0.15	2	1.29	1.98	3	0.13	0.13	-2.15	1.36	2.24	2,018	1.21	20221026	ELEC-SEMICONDUCTORS
Qualtrics Intl	8	XM	10.56	0.00	1.14	1.02	3	-0.38	1.03	4	1.84	0.18	-0.16	-0.30	1.84	6,138	1.56	20221024	INTERNET SOFTWARE
Monolithic Pwr	8	MPWR	314.83	0.95	1.10	-0.10	3	1.74	1.10	3	0.76	0.79	-0.60	1.82	1.51	14,731	0.08	20221027	SEMI-ANALOG & MIXED
Verisign Inc	8	VRSN	182.10	0.00	1.10	-0.10	3	1.44	1.03	3	0.76	0.52	-0.98	1.52	1.51	19,536	0.21	20221027	INTERNET SOFTWARE/SVCS
Apple Inc	8	AAPL	143.86	0.64	1.10	-0.10	3	1.74	1.03	3	0.76	0.39	-1.77	1.82	1.84	2,311,939	0.00	20221027	COMPUTER-MINI
Silicon Lab Inc	8	SLAB	120.74	0.00	1.08	-0.73	3	1.44	1.13	1	0.40	2.06	2.88	1.52	1.51	4,132	0.45	20221026	SEMI-ANALOG & MIXED
F5 Inc	8	FFIV	142.40	0.00	1.05	-1.05	3	1.74	1.06	1	-0.31	1.13	0.09	1.82	1.84	8,482	0.34	20221025	INTERNET SOFTWARE

Date: 10-19-2022

Stocks are grouped by SECTOR and sorted from most to least attractive based on integrated Polaris Score = iPScore (see "Report Headings" tab).

SECTOR CODES: 1-Energy, 2-Materials, 3-Industrials, 4-Consumer Discretionary, 5-Consumer Staples, 6-Healthcare

SECTOR CODES: 7-Financials, 8-Information Technology, 9-Communication Services, 10-Utilities, 11-Real Estate

COMPANY	SECTOR	TICKER	PRICE	YIELD	iPScore	Behavioral Preference Factor	ABSOLUTE-SCALE METRICS			RELATIVE-SCALE METRICS					MKT CAP \$millions	DAYS2TR	EPS REPORT DATE	INDUSTRY GROUP	
							ABS DCOORD	TECH OUTLK	FUNDA OUTLK	REL DCOORD	iPScore	VTCavg	VSCORE	TSCORE					CSCORE
Perficient Inc	8	PRFT	65.32	0.00	1.05	-1.05	3	1.44	1.03	1	-0.31	1.05	0.34	1.52	1.51	2,260	1.49	20221027	COMPUTER-SERVICES
Cadence Design	8	CDNS	153.72	0.00	0.83	-0.27	4	0.53	1.94	3	0.13	-0.16	-2.13	0.61	2.24	42,099	0.07	20221024	COMPUTER-SOFTWARE
Enphase Energy	8	ENPH	243.19	0.00	0.63	1.21	5	-0.53	1.13	4	1.03	-0.79	-2.28	-0.45	1.51	32,942	0.03	20221025	SOLAR
Automatic Data	8	ADP	233.24	1.78	0.62	-0.22	5	1.29	0.64	3	0.76	0.51	-0.63	1.36	1.05	96,863	0.06	20221026	OUTSOURCING
Roper Technolgs	8	ROP	371.43	0.67	0.39	-0.28	6	1.74	-0.03	3	0.76	0.70	-0.32	1.82	0.53	39,375	0.13	20221026	IT SERVICES
Teradyne Inc	8	TER	73.18	0.60	0.39	-0.28	6	1.74	-0.49	3	0.76	0.66	-0.17	1.82	0.00	11,473	0.19	20221025	ELEC TEST EQUIPMENT
Formfactor Inc	8	FORM	25.34	0.00	0.39	-0.28	6	1.44	-0.49	3	0.76	0.56	-0.13	1.52	0.00	1,955	1.73	20221026	ELEC-SEMICONDUCTORS
Mastercard Inc	8	MA	297.76	0.66	0.39	-0.28	6	1.74	-0.24	3	0.76	0.49	-0.60	1.82	0.00	287,748	0.03	20221027	FINANCIAL TRANSACTION SERVICES
Microsoft Corp	8	MSFT	236.48	1.05	0.39	-0.28	6	1.74	-0.38	3	0.76	0.34	-0.97	1.82	0.00	1,763,642	0.00	20221025	COMPUTER-SOFTWARE
Onto Innovation	8	ONTO	60.34	0.00	0.39	-0.28	6	1.44	-0.49	3	0.76	0.32	-0.71	1.52	0.00	2,998	1.32	20221027	NANOTECHNOLOGY
Spotify Tech Sa	8	SPOT	88.75	0.00	0.38	0.20	6	-0.38	-0.52	2	0.67	0.12	0.60	-0.30	0.00	17,053	0.16	20221025	TECHNOLOGY SERVICES
Knowles Corp	8	KN	12.24	0.00	0.38	0.20	6	-0.38	-0.06	2	0.67	0.07	0.20	-0.30	0.53	1,123	2.07	20221027	COMMUNICATIONS COMPONENTS
Appfolio Inc-A	8	APPF	102.21	0.00	0.36	-0.39	6	-0.08	-0.06	3	0.13	0.06	-0.34	0.00	0.99	3,577	1.60	20221027	INTERNET SOFTWARE
Corning Inc	8	GLW	31.42	3.44	0.36	-0.39	6	-0.08	-0.42	3	0.13	0.00	0.00	0.00	0.00	26,560	0.17	20221025	COMMUNICATIONS COMPONENTS
Tyler Tech Inc	8	TYL	336.37	0.00	0.36	-0.39	6	-0.08	0.04	3	0.13	-0.09	-0.49	0.00	0.53	13,987	0.33	20221026	BUSINESS SOFTWARE SVCS/BPO
Allegro Micro	8	ALGM	20.92	0.00	0.36	-0.39	6	-0.08	-0.49	3	0.13	-0.26	-0.65	0.00	0.00	4,001	2.06	20221027	ELEC-SEMICONDUCTORS
Intel Corp	8	INTC	26.00	5.62	0.34	-1.23	6	1.44	-0.52	1	-0.31	1.42	2.04	1.52	0.00	106,756	0.02	20221027	SEMI-GENERAL
Ss&C Technolgs	8	SSNC	48.41	1.65	0.34	-1.23	6	1.74	0.04	1	-0.31	1.40	1.41	1.82	0.53	12,346	0.35	20221027	COMPUTER-SOFTWARE
Ase Tech Hldg	8	ASX	4.82	7.24	0.34	-1.23	6	1.44	0.11	1	-0.31	1.20	1.22	1.52	0.53	10,507	0.46	20221027	ELEC-SEMICONDUCTORS
Seagate Tec Hld	8	STX	52.85	5.30	0.34	-1.23	6	1.44	-0.52	1	-0.31	1.14	1.34	1.52	0.00	10,931	0.18	20221026	TECHNOLOGY SERVICES
Ncr Corp-New	8	NCR	19.03	0.00	0.34	-1.23	6	-0.08	-0.38	1	-0.31	0.94	2.35	0.00	0.00	2,605	0.71	20221025	COMPUTER-INTEGRATED SYSTEMS
Entegris Inc	8	ENTG	76.50	0.52	0.31	-1.50	6	1.74	-0.45	1	-1.03	0.82	0.24	1.82	0.00	11,396	0.18	20221025	ELECTRONICS-MANUFACTURING MACH
Pegasystems Inc	8	PEGA	30.95	0.39	0.31	-1.50	6	1.44	-0.52	1	-1.03	0.73	0.31	1.52	0.00	2,536	2.09	20221026	COMPUTER-SOFTWARE
Logitech Intl	8	LOGI	43.28	0.00	0.31	-1.50	6	-0.08	-0.49	1	-1.03	0.57	1.41	0.00	0.00	7,082	0.78	20221024	COMPUTER-PERIPHERAL EQ
Wex Inc	8	WEX	138.84	0.00	0.31	-1.50	6	-0.08	-0.35	1	-1.03	0.39	0.98	0.00	0.00	6,133	0.41	20221027	FINANCIAL TRANSACTION SERVICES
Canon Inc Adr	8	CAJ	22.01	3.34	0.31	-1.50	6	-0.08	0.15	1	-1.03	0.24	0.11	0.00	0.99	23,017	1.89	20221025	OFFICE AUTOMATION & EQP
Visa Inc-A	8	V	186.41	0.80	0.31	0.18	6	-0.08	-0.28	7	-1.12	-0.25	-0.42	0.00	-0.39	352,392	0.02	20221025	FINANCIAL TRANSACTION SERVICES
Kla Corp	8	KLAC	271.96	1.91	0.29	-0.88	6	1.44	-0.49	5	-1.57	0.63	0.25	1.52	-0.39	38,566	0.04	20221026	ELEC PRODUCTS-MISC
Amphenol Corp-A	8	APH	70.09	1.14	-0.07	0.08	8	-0.83	1.06	2	1.21	0.25	0.63	-0.76	1.51	41,692	0.17	20221026	ELEC-CONNECTORS
Manhattan Asoc	8	MANH	126.96	0.00	-0.08	1.03	8	-1.29	1.10	4	1.03	-0.64	-1.13	-1.21	1.51	7,963	0.59	20221025	COMPUTER-SOFTWARE
Flex Ltd	8	FLEX	17.48	0.00	-0.31	0.02	9	-0.53	0.04	2	1.21	0.26	0.61	-0.45	0.99	7,972	0.38	20221026	ELEC PRODUCTS-MISC
Servicenow Inc	8	NOW	355.44	0.00	-0.61	-0.05	10	1.44	-1.23	7	-0.40	0.39	-0.11	1.52	-0.86	71,799	0.03	20221026	IT SERVICES
Avnet	8	AVT	38.50	3.01	-0.63	-1.11	10	1.74	-1.33	5	-0.94	0.93	0.94	1.82	-0.86	3,584	0.81	20221026	ELECTRONIC PARTS DISTRIB
Maxlinear Inc-A	8	MXL	30.45	0.00	-0.63	-1.11	10	1.44	-0.77	5	-0.94	0.83	0.79	1.52	-0.46	2,385	1.33	20221025	SEMI-ANALOG & MIXED
Utd Microelectr	8	UMC	5.87	0.00	-0.66	-1.12	10	1.44	-0.84	5	-1.57	0.77	0.43	1.52	-0.07	14,585	0.40	20221026	ELEC-SEMICONDUCTORS
Extreme Netwrks	8	EXTR	14.13	0.00	-0.66	-1.12	10	1.59	-0.77	5	-1.57	0.64	0.17	1.67	-0.46	1,854	1.81	20221027	COMPUTER-NETWORKS
Xerox Holdings	8	XRJ	15.28	6.54	-0.66	-1.12	10	-0.08	-1.23	5	-1.57	0.50	1.67	0.00	-0.86	2,377	0.99	20221025	OFFICE SUPPLIES & FORMS
Juniper Netwrks	8	JNPR	27.37	3.07	-0.68	-1.02	10	-0.08	-0.84	5	-2.11	0.01	0.06	0.00	-0.07	8,830	0.27	20221025	WIRELESS EQUIPMENT

Date: 10-19-2022

Stocks are grouped by SECTOR and sorted from most to least attractive based on integrated Polaris Score = iPScore (see "Report Headings" tab).

SECTOR CODES: 1-Energy, 2-Materials, 3-Industrials, 4-Consumer Discretionary, 5-Consumer Staples, 6-Healthcare

SECTOR CODES: 7-Financials, 8-Information Technology, 9-Communication Services, 10-Utilities, 11-Real Estate

COMPANY	SECTOR	TICKER	PRICE	YIELD	iPScore	Behavioral Preference Factor	ABSOLUTE-SCALE METRICS			RELATIVE-SCALE METRICS						MKT CAP \$millions	DAYS2TR	EPS REPORT DATE	INDUSTRY GROUP
							ABS DCOORD	TECH OUTLK	FUNDA OUTLK	REL DCOORD	iPScore	VTCavg	VSCORE	TSCORE	CSCORE				
Teledyne Tech	8	TDY	348.51	0.00	-0.68	-1.02	10	-0.08	-0.77	5	-2.11	-0.02	0.18	0.00	-0.46	16,333	0.25	20221026	AEROSPACE/DEFENSE EQUIP
Sap Se	8	SAP	86.73	2.36	-0.84	-1.53	11	0.38	1.10	1	-0.31	0.88	0.82	0.45	1.84	102,305	0.18	20221025	COMPUTER-SOFTWARE
Fiserv Inc	8	FISV	96.23	0.00	-1.04	-0.16	12	-0.83	-0.28	2	0.67	0.07	0.95	-0.76	0.00	61,547	0.07	20221027	FINANCIAL TRANSACTION SERVICES
Plexus Corp	8	PLXS	90.38	0.00	-1.25	1.67	13	-0.53	-0.77	8	1.12	-0.45	-0.44	-0.45	-0.46	2,505	2.17	20221026	ELEC MANUF SVS (EMS)
Evertec Inc	8	EVTC	33.38	0.60	-2.01	0.64	16	-1.44	-0.77	6	0.13	-0.30	0.84	-1.36	-0.46	2,229	1.78	20221026	FINANCIAL TRANSACTION SERVICES
Netscout Sysms	8	NTCT	33.61	0.00	-2.01	0.64	16	-1.14	-0.73	6	0.13	-0.34	0.45	-1.06	-0.46	2,403	1.51	20221027	COMPUTER-NETWORKS
Zendesk Inc	8	ZEN	76.73	0.00	-2.06	-0.42	16	0.08	-0.80	7	-1.12	-0.17	-0.36	0.15	-0.46	9,474	0.17	20221027	INTERNET SOFTWARE
Communication Svcs																			
Grupo Televisa	9	TV	5.14	1.53	1.16	-0.79	3	1.66	1.13	1	-0.02	1.55	1.88	1.16	1.78	2,874	2.23	20221028	BROADCASTING-RADIO/TV
Charter Comm-A	9	CHTR	324.65	0.00	1.13	-1.14	3	1.37	0.64	1	-0.88	0.85	0.73	0.87	1.24	52,157	0.05	20221028	CABLE TV
Shutterstock	9	SSTK	50.00	1.92	1.13	-1.14	3	1.37	1.06	1	-0.88	0.84	0.58	0.87	1.78	1,798	1.53	20221025	INTERNET CONTENT
Twitter Inc	9	TWTR	51.83	0.00	0.42	1.24	6	-0.65	-0.52	4	0.73	-0.76	-0.55	-1.16	0.00	39,663	0.02	20221025	INTERNET SOFTWARE
Pinterest Inc	9	PINS	23.04	0.00	-0.36	1.05	9	-0.94	-0.52	4	0.73	-0.70	-0.13	-1.45	0.00	15,517	0.09	20221027	INTERNET SOFTWARE
T-Mobile Us Inc	9	TMUS	135.74	0.00	-0.36	1.05	9	-0.51	-0.38	4	0.73	-0.77	-0.71	-1.01	0.00	170,224	0.04	20221027	WIRELESS NATIONAL
Shopify Inc	9	SHOP	28.35	0.00	-0.67	-0.80	10	1.37	-0.95	5	-0.88	0.71	0.87	0.87	-0.54	35,802	0.03	20221027	INTERNET SERVICES
Alphabet Inc-C	9	GOOG	100.29	0.00	-0.70	-0.86	10	1.37	-0.84	5	-1.74	0.56	0.42	0.87	-0.08	1,308,183	0.01	20221025	INTERNET SERVICES
Alphabet Inc-A	9	GOOGL	99.63	0.00	-0.70	-0.86	10	1.37	-0.84	5	-1.74	0.56	0.41	0.87	-0.08	1,299,574	0.01	20221025	INTERNET SERVICES
Comcast Corp A	9	CMCSA	30.39	3.55	-0.70	-0.86	10	1.37	-0.80	5	-1.74	0.52	0.45	0.87	-0.54	134,118	0.03	20221027	CABLE TV
Utilities																			
Sjw Corp	10	SJW	63.56	2.27	1.15	0.17	1	1.79	1.87	3	1.56	0.09	-0.41	0.31	0.90	1,923	2.76	20221027	UTILITY-WATER SUPPLY
Cms Energy	10	CMS	55.63	3.31	1.11	-0.77	1	1.79	1.45	1	0.58	0.83	1.31	0.31	0.38	16,144	0.22	20221027	UTILITY-ELECTRIC POWER
Firstenergy Cp	10	FE	36.92	4.23	1.11	-0.77	1	1.79	1.49	1	0.58	0.73	0.98	0.31	0.64	21,096	0.16	20221025	UTILITY-ELECTRIC POWER
Pg&E Corp	10	PCG	13.96	0.00	0.65	1.80	3	-0.23	0.61	6	0.97	-0.19	0.70	-1.71	-0.45	34,417	0.03	20221027	UTILITY-ELECTRIC POWER
Calif Water Svc	10	CWT	55.85	1.79	0.39	0.39	4	1.01	1.91	4	0.28	-0.60	-1.41	-0.47	0.90	3,036	1.86	20221027	UTILITY-WATER SUPPLY
Portland Gen El	10	POR	43.72	4.14	-0.13	-0.70	6	1.79	-0.24	5	-1.00	-0.20	0.19	0.31	-1.47	3,902	0.70	20221025	UTILITY-ELECTRIC POWER
Nextera Energy	10	NEE	73.64	2.31	-0.54	2.61	8	0.54	0.64	8	0.68	-1.35	-2.01	-0.93	-0.45	144,686	0.04	20221028	UTILITY-ELECTRIC POWER
Southern Co	10	SO	64.69	4.20	-0.56	0.09	8	1.01	1.03	4	0.28	-0.39	-0.54	-0.47	0.00	68,766	0.09	20221027	UTILITY-ELECTRIC POWER
Dte Energy Co	10	DTE	108.63	3.26	-1.05	-0.93	10	1.79	-0.66	5	-0.21	0.30	1.40	0.31	-1.92	21,046	0.12	20221027	UTILITY-ELECTRIC POWER
Xcel Energy Inc	10	XEL	61.10	3.19	-1.08	-1.00	10	1.48	-1.12	5	-1.00	-0.04	1.06	0.00	-2.30	33,421	0.11	20221027	UTILITY-ELECTRIC POWER
Fortis Inc	10	FTS	37.35	4.41	-1.11	-0.94	10	1.48	-0.84	5	-1.69	-0.38	0.21	0.00	-1.92	17,940	0.67	20221028	UTILITY-ELECTRIC POWER
Northwestern Cp	10	NWE	51.66	4.88	-1.11	-0.94	10	1.48	-0.70	5	-1.69	-0.43	0.11	0.00	-1.92	2,901	0.95	20221024	UTILITY-ELECTRIC POWER
Amer Elec Pwr	10	AEP	85.90	3.63	-1.48	1.12	12	1.01	-0.24	6	0.97	-0.11	0.52	-0.47	-1.02	44,130	0.08	20221027	UTILITY-ELECTRIC POWER
Avangrid Inc	10	AGR	39.67	4.44	-2.18	2.22	15	0.54	-0.70	8	1.27	-0.92	-0.42	-0.93	-1.92	15,337	0.76	20221025	UTILITY-ELECTRIC POWER
Sunnova Egy Int	10	NOVA	15.90	0.00	-2.18	2.22	15	1.01	-0.80	8	1.27	-0.95	-0.89	-0.47	-1.53	1,823	0.48	20221026	SOLAR
Real Estate																			
Kimco Realty Co	11	KIM	19.10	4.61	1.65	0.81	1	-0.40	1.45	2	1.61	0.46	0.94	-1.44	1.87	11,813	0.25	20221027	REIT-EQTY TRUST - RETAIL
Equity Resident	11	EQR	63.63	3.93	1.64	0.15	1	1.52	1.91	3	1.37	0.66	-0.68	0.48	2.18	23,932	0.20	20221025	REIT-EQTY TRUST - RESID
Eastgroup Pptys	11	EGP	142.19	3.52	1.62	0.03	1	1.84	1.45	3	0.87	0.55	-1.04	0.80	1.87	6,195	0.51	20221025	REIT-EQTY TRUST - OTHER

Date: 10-19-2022

Stocks are grouped by SECTOR and sorted from most to least attractive based on integrated Polaris Score = iPScore (see "Report Headings" tab).

SECTOR CODES: 1-Energy, 2-Materials, 3-Industrials, 4-Consumer Discretionary, 5-Consumer Staples, 6-Healthcare

SECTOR CODES: 7-Financials, 8-Information Technology, 9-Communication Services, 10-Utilities, 11-Real Estate

COMPANY	SECTOR	TICKER	PRICE	YIELD	iPScore	Behavioral Preference Factor	ABSOLUTE-SCALE METRICS			RELATIVE-SCALE METRICS					MKT CAP \$millions	DAYS2TR	EPS REPORT DATE	INDUSTRY GROUP	
							ABS DCOORD	TECH OUTLK	FUNDA OUTLK	REL DCOORD	iPScore	VTCavg	VSCORE	TSCORE					CSCORE
Cubsmart	11	CUBE	38.61	4.45	1.62	0.03	1	1.52	1.49	3	0.87	0.47	-0.96	0.48	1.87	8,666	0.46	20221027	REIT-EQTY TRUST - OTHER
Camden Pty Tr	11	CPT	112.73	3.34	1.15	0.02	3	1.84	1.06	3	1.37	0.66	-0.65	0.80	1.81	12,009	0.24	20221027	REIT-EQTY TRUST - RESID
Udr Inc	11	UDR	38.86	3.91	1.15	0.02	3	1.52	1.06	3	1.37	0.62	-0.42	0.48	1.81	12,627	0.23	20221026	REIT-EQTY TRUST - RESID
Firstservice Cp	11	FSV	118.81	0.68	1.15	0.73	3	-0.08	1.13	2	1.20	0.13	0.00	-1.12	1.50	5,251	2.48	20221026	REAL ESTATE OPERATIONS
Invitation Home	11	INVH	32.50	2.71	1.14	1.50	3	-0.08	1.03	4	1.12	-0.28	-1.54	-1.12	1.81	19,837	0.16	20221026	REIT-EQTY TRUST - RESID
Site Centers Cp	11	SITC	11.28	4.61	1.13	-0.11	3	1.84	0.61	3	0.87	0.53	-0.27	0.80	1.06	2,414	1.23	20221025	REIT-EQTY TRUST - RETAIL
Essex Pty Tr	11	ESS	227.12	3.87	1.13	-0.11	3	1.84	1.06	3	0.87	0.49	-0.83	0.80	1.50	14,791	0.22	20221026	REIT-EQTY TRUST - RESID
Indep Realty Tr	11	IRT	15.55	3.60	1.13	-0.11	3	1.52	1.06	3	0.87	0.39	-0.82	0.48	1.50	3,453	0.66	20221026	REIT-EQTY TRUST - RESID
Mid-Amer Apt Cm	11	MAA	147.61	3.39	1.13	-0.11	3	1.52	1.06	3	0.87	0.33	-1.29	0.48	1.81	17,040	0.19	20221026	REIT-EQTY TRUST - RESID
Equity Commonwl	11	EQC	24.98	0.00	1.12	1.61	3	-0.08	1.13	4	0.62	-0.76	-2.98	-1.12	1.81	2,779	0.92	20221025	REIT-EQTY TRUST - OTHER
Amer Assets Tr	11	AAT	25.62	5.00	1.08	-1.19	3	1.52	0.64	1	-0.12	0.65	0.40	0.48	1.06	1,551	2.96	20221025	REIT-EQTY TRUST - RETAIL
Ltc Properties	11	LTC	38.07	5.99	0.65	1.36	5	-0.56	1.06	4	1.12	-0.47	-1.30	-1.60	1.50	1,542	2.76	20221027	REIT-EQTY TRUST - OTHER
Cbre Group Inc	11	CBRE	67.83	0.00	0.41	1.30	6	-0.40	0.04	4	1.12	-0.39	-0.28	-1.44	0.56	21,785	0.20	20221027	REAL ESTATE OPERATIONS
Washington Reit	11	WRE	17.57	3.87	0.41	1.30	6	-0.08	0.15	4	1.12	-0.45	-0.79	-1.12	0.56	1,536	2.54	20221027	REIT-EQTY TRUST - OTHER
Corp Office Pty	11	OFC	24.16	4.55	0.39	0.58	6	-0.08	-0.28	2	0.71	-0.35	0.00	-1.12	0.06	2,716	1.15	20221027	REIT-EQTY TRUST - OTHER
Pebblebrook Htl	11	PEB	15.68	0.26	0.39	0.58	6	-0.40	-0.24	2	0.71	-0.43	0.08	-1.44	0.06	2,061	0.65	20221027	REIT-EQTY TRUST - OTHER
Retail Oppurtun	11	ROIC	13.62	4.41	0.38	1.41	6	-0.40	-0.35	4	0.62	-0.53	-0.22	-1.44	0.06	1,696	1.45	20221025	REIT-EQTY TRUST - RETAIL
Stag Industrial	11	STAG	28.19	5.18	0.38	1.41	6	-0.40	-0.35	4	0.62	-0.63	-0.50	-1.44	0.06	5,052	0.59	20221027	REIT-EQTY TRUST - OTHER
Essential Pptys	11	EPRT	19.17	5.63	0.38	1.41	6	-0.08	0.04	4	0.62	-0.70	-1.53	-1.12	0.56	2,562	1.30	20221027	REIT-EQTY TRUST - RETAIL
Sun Cmnty Inc	11	SUI	121.30	2.90	0.37	-0.44	6	1.52	-0.38	3	0.29	0.13	-0.15	0.48	0.06	14,959	0.22	20221024	REIT-EQTY TRUST - RESID
Boston Pptys	11	BXP	71.82	5.46	0.37	-0.44	6	1.52	-0.35	3	0.29	0.04	-0.41	0.48	0.06	11,257	0.23	20221025	REIT-EQTY TRUST - OTHER
Medical Pptys	11	MPW	11.00	10.55	0.35	-1.39	6	1.52	0.11	1	-0.12	0.69	1.04	0.48	0.56	6,589	0.12	20221027	REIT-EQTY TRUST - OTHER
Digital Rlty Tr	11	DLR	95.21	5.13	0.34	-0.56	6	1.52	-0.35	3	-0.37	-0.15	-0.99	0.48	0.06	27,364	0.10	20221026	REIT-EQTY TRUST - OTHER
Highwoods Pptys	11	HIW	25.43	7.86	0.32	-1.70	6	1.52	-0.31	1	-0.78	0.47	0.88	0.48	0.06	2,675	0.73	20221025	REIT-EQTY TRUST - OTHER
Kilroy Realty	11	KRC	41.17	5.25	0.32	-1.70	6	1.52	-0.31	1	-0.78	0.36	0.54	0.48	0.06	4,812	0.49	20221025	REIT-EQTY TRUST - OTHER
Apartment Reit	11	AIRC	36.83	4.89	0.32	-1.70	6	1.52	-0.28	1	-0.78	0.29	0.34	0.48	0.06	5,679	0.66	20221027	REIT-EQTY TRUST - RESID
Paramount Group	11	PGRE	6.40	4.84	0.32	-0.63	6	1.52	-0.38	5	-0.78	0.29	0.70	0.48	-0.31	1,442	2.25	20221026	REIT-EQTY TRUST - OTHER
Cousin Prop Inc	11	CUZ	22.12	5.79	0.32	-1.70	6	1.52	-0.35	1	-0.78	0.26	0.25	0.48	0.06	3,350	0.77	20221027	REIT-EQTY TRUST - OTHER
Weyerhaeuser Co	11	WY	29.05	2.48	0.32	-1.70	6	1.52	-0.42	1	-0.78	0.25	0.21	0.48	0.06	21,506	0.18	20221027	BLDG PROD-WOOD
Vici Properties	11	VICI	29.40	5.31	-0.08	1.16	8	0.56	1.03	4	1.12	-0.27	-2.13	-0.48	1.81	28,315	0.14	20221027	REIT-EQTY TRUST - OTHER
Empire State Re	11	ESRT	6.66	2.10	-0.62	1.84	10	-0.40	-0.70	8	0.13	-0.70	-0.30	-1.44	-0.37	1,116	2.78	20221026	REIT-EQTY TRUST - OTHER
Newmark Group	11	NMRK	8.45	1.42	-0.66	-1.97	10	1.52	-0.80	1	-0.78	0.53	1.10	0.48	0.00	1,513	2.99	20221028	REAL ESTATE OPERATIONS
Acadia Rlty Tr	11	AKR	13.03	5.53	-0.66	-0.90	10	1.84	-1.23	5	-0.78	0.51	1.49	0.80	-0.75	1,237	2.60	20221025	REIT-EQTY TRUST - RETAIL
Amer Tower Corp	11	AMT	190.99	3.08	-0.66	-0.07	10	1.52	-0.77	7	-0.87	-0.09	-0.39	0.48	-0.37	88,922	0.06	20221027	REIT-EQTY TRUST - OTHER
Potlatch Corp	11	PCH	44.05	4.00	-0.67	0.82	10	-0.40	-0.84	6	-1.03	-0.58	0.06	-1.44	-0.37	3,051	0.75	20221024	BLDG PROD-WOOD
Alexandria Real	11	ARE	130.59	3.61	-0.69	-0.85	10	1.52	-0.70	5	-1.36	0.06	0.09	0.48	-0.37	21,308	0.21	20221024	REIT-EQTY TRUST - OTHER
St Joe Co	11	JOE	32.88	1.22	-0.69	-0.08	10	1.52	-1.12	7	-1.44	-0.40	-0.92	0.48	-0.75	1,937	2.94	20221026	REAL ESTATE DEVELOPMENT
Netstreit Corp	11	NTST	17.68	4.52	-0.73	-0.09	10	1.52	-1.19	7	-2.35	-0.84	-2.25	0.48	-0.75	890	1.87	20221027	REIT-EQTY TRUST - OTHER

Date: 10-19-2022

Stocks are grouped by SECTOR and sorted from most to least attractive based on integrated Polaris Score = iPSCORE (see "Report Headings" tab).

SECTOR CODES: 1-Energy, 2-Materials, 3-Industrials, 4-Consumer Discretionary, 5-Consumer Staples, 6-Healthcare

SECTOR CODES: 7-Financials, 8-Information Technology, 9-Communication Services, 10-Utilities, 11-Real Estate

COMPANY	SECTOR	TICKER	PRICE	YIELD	iPSCORE	Behavioral Preference Factor	ABSOLUTE-SCALE METRICS			RELATIVE-SCALE METRICS					MKT CAP \$millions	DAYS2TR	EPS REPORT DATE	INDUSTRY GROUP	
							ABS DCOORD	TECH OUTLK	FUNDA OUTLK	REL DCOORD	rPSCORE	VCAVG	VSCORE	TSCORE					CSCORE
Gaming And Leis	11	GLPI	45.54	6.19	-1.94	-0.42	15	1.04	-1.19	7	-1.94	-0.66	-1.23	0.00	-0.75	11,635	0.33	20221027	REIT-EQTY TRUST - OTHER

Date: 10-19-2022

Stocks are grouped by INDUSTRY WITHIN SECTORS and sorted from most to least attractive based on integrated Polaris Score = iPScore (see "Report Headings" tab).

SECTOR CODES: 1-Energy, 2-Materials, 3-Industrials, 4-Consumer Discretionary, 5-Consumer Staples, 6-Healthcare

SECTOR CODES: 7-Financials, 8-Information Technology, 9-Communication Services, 10-Utilities, 11-Real Estate

	COMPANY	SECTOR	TICKER	PRICE	YIELD	iPScore	Behavioral Preference Factor	ABSOLUTE-SCALE METRICS			RELATIVE-SCALE METRICS					MKT CAP \$millions	DAYS2TR	EPS REPORT DATE	INDUSTRY GROUP	
								ABS DCOORD	TECH OUTLK	FUNDA OUTLK	REL DCOORD	rPScore	VTCAVG	VSCORE	TSCORE					CSCORE
Energy																				
COAL																				
	Arch Resources	1	ARCH	136.89	0.73	1.21	-1.18	1	1.71	1.49	1	-0.04	0.68	0.13	1.94	0.92	2,540	0.32	20221027	COAL
	Peabody Energy	1	BTU	24.31	0.00	0.31	-0.65	5	-0.52	1.13	4	-1.03	-0.03	-0.49	-0.30	0.50	3,498	0.18	20221027	COAL
E&P MLP																				
	Hess Midstream	1	HESM	27.16	8.19	0.76	-1.67	3	1.42	1.03	1	-0.57	0.47	0.16	1.64	0.50	1,195	2.04	20221026	E&P MLP
EMERGING MARKETS INTEGRATED																				
	Petrobras-Adr C	1	PBR	14.87	24.22	1.21	-1.18	1	1.57	1.49	1	-0.04	0.83	0.50	1.79	0.92	96,984	0.05	20221027	EMERGING MARKETS INTEGRATED
	Petrobras-Adr P	1	PBR.A	13.43	26.82	0.76	-1.67	3	-0.22	0.61	1	-0.57	0.29	0.66	0.00	0.00	87,592	0.11	20221027	EMERGING MARKETS INTEGRATED
ENGINEERING/R&D SVCS																				
	Championx Corp	1	CHX	23.09	1.30	-0.11	-0.82	7	-1.12	1.45	4	-1.03	-0.14	-1.02	-0.89	0.92	4,686	0.57	20221025	ENGINEERING/R&D SVCS
MINING-MISC																				
	Us Silica Holdi	1	SLCA	12.66	0.00	1.28	1.02	1	-0.07	1.56	3	1.34	0.24	-0.42	0.15	0.92	957	2.47	20221028	MINING-MISC
OIL & GAS-DRILLNG																				
	Patterson-Uti	1	PTEN	14.57	1.10	-0.96	-1.16	11	-1.42	0.71	4	-1.03	-0.28	-0.76	-1.19	0.43	3,159	0.61	20221026	OIL & GAS-DRILLNG
	Nabors Ind	1	NBR	126.83	0.00	-0.98	-1.02	11	-1.42	0.71	4	-1.43	-0.38	-0.99	-1.19	0.43	1,332	1.27	20221025	OIL & GAS-DRILLNG
OIL & GAS-FIELD SERVICES																				
	Technipfmc Plc	1	FTI	9.93	0.00	0.84	0.92	3	-0.22	1.13	3	1.01	0.01	-0.47	0.00	0.50	4,490	0.31	20221026	OIL & GAS-FIELD SERVICES
	Nextier Oilf SI	1	NEX	10.65	0.00	-0.01	0.58	7	0.67	1.56	3	1.01	-0.22	-1.93	0.89	1.21	2,600	0.90	20221025	OIL & GAS-FIELD SERVICES
	Halliburton Co	1	HAL	31.96	1.50	-0.11	-0.82	7	-1.42	1.49	4	-1.03	-0.04	-1.00	-1.19	1.21	28,986	0.07	20221025	OIL & GAS-FIELD SERVICES
	Rpc Inc	1	RES	8.74	0.92	-0.86	0.23	11	-1.12	1.13	2	1.08	0.26	0.31	-0.89	0.50	1,894	2.97	20221026	OIL & GAS-FIELD SERVICES
	Oceaneering Int	1	OII	9.64	0.00	-0.96	-1.16	11	-1.42	1.13	4	-1.03	-0.05	-0.68	-1.19	0.85	967	1.94	20221026	OIL & GAS-FIELD SERVICES
OIL & GAS-INTL INTEGRATED																				
	Chevron Corp	1	CVX	168.00	3.38	1.28	1.02	1	-0.22	1.52	3	1.34	0.17	-0.55	0.00	0.92	330,089	0.02	20221028	OIL & GAS-INTL INTEGRATED
	Exxon Mobil Crp	1	XOM	103.79	3.39	1.27	1.09	1	-0.22	1.52	3	1.01	0.11	-0.97	0.00	1.21	432,559	0.01	20221028	OIL & GAS-INTL INTEGRATED
OIL & GAS-U S EXPLO & PROD																				
	Eqt Corp	1	EQT	42.21	1.42	0.97	-0.45	2	-0.52	1.56	4	-0.57	0.31	-0.15	-0.30	0.92	15,594	0.05	20221026	OIL & GAS-U S EXPLO & PROD
	Matador Resourc	1	MTDR	65.21	0.61	-0.74	1.03	10	-0.22	-1.26	7	-0.77	-1.07	-0.34	0.00	-2.06	7,702	0.26	20221025	OIL & GAS-U S EXPLO & PROD
	Pioneer Nat Res	1	PXD	250.55	1.76	-0.79	-0.41	10	-0.22	-1.30	5	-1.76	-0.81	0.24	0.00	-2.06	60,623	0.04	20221027	OIL & GAS-U S EXPLO & PROD
	Southwestrn Ene	1	SWN	6.94	0.00	-1.37	1.00	13	-0.52	-1.26	6	-0.77	-0.77	0.41	-0.30	-2.06	7,733	0.12	20221027	OIL & GAS-U S EXPLO & PROD
	Range Resources	1	RRC	28.27	1.13	-1.37	0.78	13	1.27	-1.23	7	-0.77	-0.97	-0.50	1.49	-2.06	7,432	0.18	20221024	OIL & GAS-U S EXPLO & PROD
	Antero Resource	1	AR	36.80	0.00	-1.42	0.01	13	-0.52	-0.91	8	-1.76	-1.03	-0.60	-0.30	-1.64	11,265	0.07	20221026	OIL & GAS-U S EXPLO & PROD
	Cnx Resources	1	CNX	18.10	0.00	-1.59	0.69	14	0.37	-0.49	7	-0.77	-0.82	-0.86	0.60	-1.14	3,429	0.45	20221027	OIL & GAS-U S EXPLO & PROD
OIL & GAS-U S INTEGRATED																				
	Dt Midstream	1	DTM	55.84	4.58	0.09	1.14	6	-0.22	-0.35	7	-1.23	-1.64	-2.55	0.00	-1.14	5,402	0.78	20221028	OIL & GAS-U S INTEGRATED
	Hess Corp	1	HES	129.00	1.16	-0.74	1.03	10	-0.22	-1.33	7	-0.77	-1.14	-0.50	0.00	-2.06	39,940	0.09	20221026	OIL & GAS-U S INTEGRATED
	Antero Midstrm	1	AM	10.36	8.69	-2.06	-0.25	16	-1.12	-0.80	8	-1.76	-1.14	-0.71	-0.89	-1.64	4,957	0.75	20221026	OIL & GAS-U S INTEGRATED
OIL REFINING & MARKETING																				
	Valero Energy	1	VLO	123.96	3.16	1.27	1.09	1	-0.22	1.56	3	1.01	0.11	-0.69	0.00	0.92	48,837	0.05	20221025	OIL REFINING & MARKETING

Date: 10-19-2022

Stocks are grouped by INDUSTRY WITHIN SECTORS and sorted from most to least attractive based on integrated Polaris Score = iPSCORE (see "Report Headings" tab).

SECTOR CODES: 1-Energy, 2-Materials, 3-Industrials, 4-Consumer Discretionary, 5-Consumer Staples, 6-Healthcare

SECTOR CODES: 7-Financials, 8-Information Technology, 9-Communication Services, 10-Utilities, 11-Real Estate

	COMPANY	SECTOR	TICKER	PRICE	YIELD	iPSCORE	Behavioral Preference Factor	ABSOLUTE-SCALE METRICS			RELATIVE-SCALE METRICS					MKT CAP \$millions	DAYS2TR	EPS REPORT DATE	INDUSTRY GROUP	
								ABS DCOORD	TECH OUTLK	FUNDA OUTLK	REL DCOORD	rPSCORE	VTCAVG	VSCORE	TSCORE					CSCORE
	Pbf Energy Inc	1	PBF	43.50	0.00	1.21	-1.18	1	-0.22	1.56	1	-0.04	0.59	0.13	0.00	1.21	5,304	0.20	20221027	OIL REFINING & MARKETING
	World Fuel Svcs	1	INT	26.43	2.12	0.84	0.92	3	-0.22	1.10	3	1.01	-0.28	-1.13	0.00	0.50	1,636	2.34	20221027	OIL REFINING & MARKETING
	Equinor Asa	1	EQNR	34.15	1.70	-0.32	-0.90	8	-0.82	1.13	4	-1.03	0.04	-0.62	-0.60	0.85	110,859	0.19	20221026	OIL REFINING & MARKETING
	OIL/GAS PROD PIPELINE MLP																			
	Magellan Mdstm	1	MMP	49.91	8.31	0.97	-0.45	2	-0.52	1.49	4	-0.57	0.30	-0.17	-0.30	0.92	10,366	0.51	20221027	OIL/GAS PROD PIPELINE MLP
	Crestwood Eqty	1	CEQP	30.26	8.66	-1.60	-0.89	14	0.67	-0.49	5	-1.03	-0.16	0.07	0.89	-0.64	3,306	1.62	20221025	OIL/GAS PROD PIPELINE MLP
	OTHER ALT ENERGY																			
	Nextera Egy Ptr	1	NEP	70.85	4.30	-0.25	-1.40	8	0.52	1.13	1	0.48	1.04	1.66	0.75	0.50	5,945	0.69	20221028	OTHER ALT ENERGY
	TECHNOLOGY SERVICES																			
	Nov Inc	1	NOV	19.58	1.02	-0.96	-1.16	11	-1.12	1.13	4	-1.03	-0.25	-0.85	-0.89	0.50	7,691	0.35	20221027	TECHNOLOGY SERVICES
	Materials																			
	BLDG-CEMENT/CONCRT/AG																			
	Cemex Sa Adr	2	CX	3.35	0.00	0.40	1.06	6	-0.38	-0.49	4	0.68	-0.27	-0.51	-0.30	0.00	4,927	1.75	20221027	BLDG-CEMENT/CONCRT/AG
	Eagle Materials	2	EXP	113.24	0.88	-0.77	-0.56	10	1.43	-1.23	5	-0.64	0.25	0.18	1.51	-0.95	4,267	0.70	20221026	BLDG-CEMENT/CONCRT/AG
	CHEMICALS-DIVERSIFIED																			
	Eastman Chem Co	2	EMN	73.14	4.16	0.38	-0.42	6	1.43	-0.03	1	0.40	0.72	0.09	1.51	0.58	8,982	0.30	20221027	CHEMICALS-DIVERSIFIED
	Lyondellbasel-A	2	LYB	79.00	6.03	0.34	-1.17	6	-0.08	-0.52	3	-0.64	-0.02	-0.05	0.00	0.00	25,770	0.13	20221028	CHEMICALS-DIVERSIFIED
	Olin Corp	2	OLN	47.81	1.67	-0.71	2.32	10	-0.38	-1.37	6	0.68	-0.41	0.00	-0.30	-0.95	6,939	0.33	20221026	CHEMICALS-DIVERSIFIED
	Tronox Holdings	2	TROX	12.67	3.95	-0.75	2.06	10	-0.38	-0.91	8	-0.16	-0.34	-0.22	-0.30	-0.51	1,957	1.36	20221026	CHEMICALS-DIVERSIFIED
	Chemours Compny	2	CC	28.77	3.48	-0.77	-0.56	10	1.73	-0.87	5	-0.64	0.43	0.00	1.81	-0.51	4,463	0.34	20221025	CHEMICALS-DIVERSIFIED
	CHEMICALS-SPECIALTY																			
	Element Sol Inc	2	ESI	16.55	1.93	0.34	-1.17	6	1.43	-0.42	3	-0.64	0.49	-0.03	1.51	0.00	4,060	1.04	20221026	CHEMICALS-SPECIALTY
	Mineral Tech	2	MTX	54.40	0.37	0.34	-1.17	6	1.43	-0.42	3	-0.64	0.48	-0.08	1.51	0.00	1,773	2.27	20221027	CHEMICALS-SPECIALTY
	Daqo New Energy	2	DQ	49.10	0.00	-0.14	0.71	8	-0.83	1.13	4	1.06	0.36	-0.22	-0.75	2.04	3,658	0.41	20221027	CHEMICALS-SPECIALTY
	Axalta Coat Sys	2	AXTA	22.93	0.00	-0.71	2.32	10	-0.38	-1.33	6	0.68	-0.39	0.06	-0.30	-0.95	5,057	0.47	20221025	CHEMICALS-SPECIALTY
	Newmarket Corp	2	NEU	312.49	2.69	-1.83	-1.17	14	0.38	-0.42	1	0.40	0.18	0.09	0.45	0.00	3,129	1.81	20221024	CHEMICALS-SPECIALTY
	CONTAINERS-METAL/GLASS																			
	Silgan Holdings	2	SLGN	44.36	1.44	-0.43	0.78	9	-0.53	-0.28	4	0.68	-0.15	0.00	-0.45	0.00	4,889	1.48	20221026	CONTAINERS-METAL/GLASS
	Crown Hldgs Inc	2	CCK	83.08	1.06	-0.81	-0.66	10	-0.08	-0.84	5	-1.39	-0.15	0.07	0.00	-0.51	10,067	0.20	20221024	CONTAINERS-METAL/GLASS
	CONTAINERS-PAPER/PLASTIC																			
	Graphic Pkg Hld	2	GPK	21.16	1.42	1.52	1.27	2	-0.53	1.49	4	1.06	0.65	-0.01	-0.45	2.40	6,514	0.48	20221025	CONTAINERS-PAPER/PLASTIC
	Aptargroup Inc	2	ATR	98.21	1.55	0.38	-0.42	6	-0.08	-0.45	1	0.40	0.03	0.09	0.00	0.00	6,417	0.96	20221027	CONTAINERS-PAPER/PLASTIC
	Packaging Corp	2	PKG	114.40	4.37	-0.86	-1.17	10	-0.08	-0.87	7	-2.62	-0.19	-0.06	0.00	-0.51	10,724	0.32	20221024	CONTAINERS-PAPER/PLASTIC
	METAL PROD-DISTRIBUTOR																			
	Constellium Se	2	CSTM	11.89	0.00	0.38	-0.42	6	-0.08	-0.45	1	0.40	0.01	0.02	0.00	0.00	1,685	2.39	20221026	METAL PROD-DISTRIBUTOR
	Reliance Steel	2	RS	180.68	1.94	-0.19	-1.02	8	0.98	1.13	3	0.02	1.02	-0.04	1.05	2.04	10,894	0.31	20221027	METAL PROD-DISTRIBUTOR
	MINING-IRON																			
	Vale Sa	2	VALE	13.45	5.81	-2.41	1.50	16	-1.43	-0.91	8	-0.16	-0.64	-0.04	-1.36	-0.51	61,752	0.04	20221027	MINING-IRON

Date: 10-19-2022

Stocks are grouped by INDUSTRY WITHIN SECTORS and sorted from most to least attractive based on integrated Polaris Score = iPSCORE (see "Report Headings" tab).

SECTOR CODES: 1-Energy, 2-Materials, 3-Industrials, 4-Consumer Discretionary, 5-Consumer Staples, 6-Healthcare

SECTOR CODES: 7-Financials, 8-Information Technology, 9-Communication Services, 10-Utilities, 11-Real Estate

	COMPANY	SECTOR	TICKER	PRICE	YIELD	iPSCORE	Behavioral Preference Factor	ABSOLUTE-SCALE METRICS			RELATIVE-SCALE METRICS					MKT CAP \$millions	DAYS2TR	EPS REPORT DATE	INDUSTRY GROUP	
								ABS DCOORD	TECH OUTLK	FUNDA OUTLK	REL DCOORD	rPSCORE	VCAVG	VSCORE	TSCORE					CSCORE
MINING-MISC																				
	Cleveland-Cliff	2	CLF	14.82	0.00	-0.86	-1.17	10	-0.08	-0.95	7	-2.62	-0.20	-0.10	0.00	-0.51	7,666	0.14	20221025	MINING-MISC
MINING-NON FERROUS																				
	Southern Copper	2	SCCO	46.41	6.46	0.38	-0.42	6	-0.08	-0.06	1	0.40	0.25	0.16	0.00	0.58	35,879	0.37	20221026	MINING-NON FERROUS
MINING-SILVER																				
	Buenaventur-Adr	2	BVN	6.38	1.10	-2.49	-1.80	16	0.38	-0.95	7	-1.96	-0.02	-0.45	0.45	-0.07	1,620	2.35	20221027	MINING-SILVER
OFFICE SUPPLIES & FORMS																				
	Avery Dennison	2	AVY	171.27	1.75	-1.27	0.50	12	-0.83	-0.28	4	0.68	-0.25	-0.01	-0.75	0.00	13,917	0.32	20221026	OFFICE SUPPLIES & FORMS
PAINTS & ALLIED PRODUCTS																				
	Sherwin William	2	SHW	207.24	1.16	-0.77	-0.56	10	1.43	-0.84	5	-0.64	0.51	0.11	1.51	-0.07	53,713	0.08	20221025	PAINTS & ALLIED PRODUCTS
OIL & GAS-FIELD SERVICES																				
	Linde Plc	2	LIN	283.91	1.65	-0.77	-0.56	10	1.73	-1.19	5	-0.64	0.35	0.20	1.81	-0.95	141,491	0.05	20221027	OIL & GAS-FIELD SERVICES
PAPER & PAPER PRODUCTS																				
	Suzano Sa	2	SUZ	9.27	1.30	0.13	-0.26	7	0.08	1.56	1	0.87	0.78	0.08	0.15	2.11	12,619	1.55	20221027	PAPER & PAPER PRODUCTS
	Mercer Intl Sbi	2	MERC	13.62	2.20	-0.19	-1.02	8	0.98	1.13	3	0.02	0.89	-0.07	1.05	1.67	901	2.69	20221027	PAPER & PAPER PRODUCTS
	Intl Paper	2	IP	32.56	5.68	-0.75	2.06	10	-0.38	-1.33	8	-0.16	-0.46	-0.13	-0.30	-0.95	11,787	0.18	20221027	PAPER & PAPER PRODUCTS
STEEL-PRODUCERS																				
	Utd States Stl	2	X	19.54	1.02	-0.86	-1.17	10	-0.08	-0.91	7	-2.62	-0.27	-0.30	0.00	-0.51	4,635	0.11	20221027	STEEL-PRODUCERS
	Gerdau Sa Adr	2	GGB	4.87	11.43	-2.41	1.50	16	-1.43	-0.87	8	-0.16	-0.50	-0.06	-1.36	-0.07	8,375	0.48	20221026	STEEL-PRODUCERS
Industrials																				
AEROSPACE/DEFENSE																				
	Genl Dynamics	3	GD	239.37	2.11	1.24	1.26	3	-0.23	1.03	4	1.56	0.39	-0.13	-0.15	1.44	65,646	0.11	20221026	AEROSPACE/DEFENSE
	Boeing Co	3	BA	138.39	0.00	0.48	-0.41	6	1.75	-0.10	3	0.43	0.40	-0.39	1.82	0.50	82,178	0.02	20221026	AEROSPACE/DEFENSE
	Northrop Grummn	3	NOC	510.91	1.35	-0.44	1.92	10	-0.23	-1.23	8	0.80	-0.46	-0.35	-0.15	-0.82	79,044	0.05	20221027	AEROSPACE/DEFENSE
	Textron Inc	3	TXT	61.84	0.13	-0.55	-1.09	10	1.75	-0.77	5	-1.46	0.32	0.15	1.82	-0.44	13,081	0.29	20221027	AEROSPACE/DEFENSE
	Airbus Group Nv	3	EADSY	24.53	1.24	-1.36	0.71	14	-1.44	-0.06	4	1.18	-0.14	-0.34	-1.37	0.94	77,332	2.01	20221027	AEROSPACE/DEFENSE
	L3Harris Tech	3	LHX	237.61	1.89	-1.84	1.54	16	-1.14	-0.77	8	0.80	-0.53	-0.33	-1.06	-0.44	45,467	0.10	20221027	AEROSPACE/DEFENSE
AEROSPACE/DEFENSE EQUIP																				
	Hexcel Corp	3	HXL	56.25	0.71	-0.25	-0.73	9	1.29	-0.38	3	-0.18	0.11	-0.43	1.37	0.00	4,731	0.80	20221024	AEROSPACE/DEFENSE EQUIP
	Raytheon Tec Cp	3	RTX	87.63	2.51	-1.42	-1.05	14	0.38	-0.38	3	-0.18	0.08	-0.04	0.46	0.00	128,970	0.06	20221025	AEROSPACE/DEFENSE EQUIP
AUTO MFRS-DOMESTIC																				
	Paccar Inc	3	PCAR	90.74	1.50	1.20	0.40	3	-0.23	1.06	2	0.88	0.48	0.07	-0.15	1.44	31,549	0.16	20221025	AUTO MFRS-DOMESTIC
AUTO/TRUCK-ORIGINAL EQP																				
	Driven Brands	3	DRVN	31.79	0.00	-0.44	1.92	10	-0.23	-0.66	8	0.80	-0.37	-0.70	-0.15	-0.06	5,321	1.19	20221026	AUTO/TRUCK-ORIGINAL EQP
	Allison Transmn	3	ALSN	36.74	2.29	-1.95	-1.48	16	0.38	-0.77	5	-1.46	0.23	0.62	0.46	-0.44	3,536	0.74	20221026	AUTO/TRUCK-ORIGINAL EQP
	Oshkosh Corp	3	OSK	79.21	1.87	-1.97	-1.31	16	0.38	-0.91	5	-1.84	0.00	0.09	0.46	-0.44	5,178	0.68	20221027	AUTO/TRUCK-ORIGINAL EQP
BLDG & CONST PROD-MISC																				
	Armstrong World	3	AWI	79.37	1.16	1.71	1.39	1	-0.38	1.49	4	1.56	0.38	-0.36	-0.30	1.82	3,682	1.20	20221025	BLDG & CONST PROD-MISC

Date: 10-19-2022

Stocks are grouped by INDUSTRY WITHIN SECTORS and sorted from most to least attractive based on integrated Polaris Score = iPSCORE (see "Report Headings" tab).

SECTOR CODES: 1-Energy, 2-Materials, 3-Industrials, 4-Consumer Discretionary, 5-Consumer Staples, 6-Healthcare

SECTOR CODES: 7-Financials, 8-Information Technology, 9-Communication Services, 10-Utilities, 11-Real Estate

	COMPANY	SECTOR	TICKER	PRICE	YIELD	iPSCORE	Behavioral Preference Factor	ABSOLUTE-SCALE METRICS			RELATIVE-SCALE METRICS					MKT CAP \$millions	DAYS2TR	EPS REPORT DATE	INDUSTRY GROUP	
								ABS DCOORD	TECH OUTLK	FUNDA OUTLK	REL DCOORD	rPSCORE	VTCAVG	VSCORE	TSCORE					CSCORE
	Owens Corning	3	OC	83.99	1.67	1.13	-1.25	3	-0.08	1.10	1	-0.63	0.95	1.07	0.00	1.44	8,083	0.25	20221026	BLDG & CONST PROD-MISC
	Utd Rentals Inc	3	URI	286.85	0.00	1.13	-1.25	3	-0.08	1.10	1	-0.63	0.58	0.22	0.00	1.44	20,075	0.12	20221026	BLDG & CONST PROD-MISC
	Otis Worldwide	3	OTIS	66.28	1.75	0.48	-0.41	6	1.75	0.15	3	0.43	0.50	-0.50	1.82	0.94	27,853	0.20	20221026	BLDG & CONST PROD-MISC
	Masco	3	MAS	46.35	2.42	-0.49	0.95	10	-0.38	-0.80	6	-0.18	0.03	0.55	-0.30	-0.44	10,453	0.30	20221026	BLDG & CONST PROD-MISC
	Simpson Mfg Inc	3	SSD	78.35	1.33	-0.55	-1.09	10	1.44	-0.84	5	-1.46	0.24	0.10	1.52	-0.44	3,382	1.53	20221024	BLDG & CONST PROD-MISC
	Gibraltar Indus	3	ROCK	45.56	0.00	-0.67	-0.11	11	-1.14	1.03	2	0.88	0.40	0.35	-1.06	1.44	1,441	2.60	20221026	BLDG & CONST PROD-MISC
	BLDG PROD-AIR COND/HEAT																			
	Comfort Systems	3	FIX	106.75	0.52	0.52	1.23	6	-0.23	0.08	4	1.18	0.05	-0.19	-0.15	0.50	3,819	1.33	20221026	BLDG PROD-AIR COND/HEAT
	Lennox Intl Inc	3	LII	216.54	1.96	-0.93	-0.18	12	-0.84	-0.31	2	0.35	0.06	0.52	-0.76	0.00	7,672	0.30	20221027	BLDG PROD-AIR COND/HEAT
	BLDG-HEAVY CONST																			
	Emcor Group Inc	3	EME	127.84	0.47	1.71	1.39	1	-0.68	1.45	4	1.56	0.42	-0.11	-0.61	1.82	6,309	0.72	20221027	BLDG-HEAVY CONST
	Granite Constru	3	GVA	27.10	1.92	0.43	-1.44	6	-0.08	0.04	1	-0.63	0.72	0.91	0.00	0.94	1,195	2.90	20221027	BLDG-HEAVY CONST
	BLDG-MAINTENANCE & SVC																			
	Rollins Inc	3	ROL	36.88	1.08	1.71	1.39	1	-0.23	1.45	4	1.56	0.43	-0.32	-0.15	1.82	18,160	0.61	20221026	BLDG-MAINTENANCE & SVC
	BUSINESS INFORMATION SERVICES																			
	Transunion	3	TRU	55.95	0.75	-0.55	-1.09	10	1.44	-1.30	5	-1.46	0.60	1.21	1.52	-0.82	10,770	0.31	20221025	BUSINESS INFORMATION SERVICES
	COMPUTER-SERVICES																			
	Caci Intl A	3	CACI	261.93	0.00	-0.53	-0.07	10	-0.08	-0.80	7	-1.16	-0.19	-0.10	0.00	-0.44	6,135	0.75	20221026	COMPUTER-SERVICES
	CONSULTING																			
	Cbiz Inc	3	CBZ	46.06	0.00	1.68	0.03	1	1.59	1.91	3	0.96	0.99	-0.21	1.67	2.13	2,369	1.84	20221027	CONSULTING
	Exponent Inc	3	EXPO	89.89	1.07	1.18	-0.22	3	-0.08	1.03	3	0.43	0.34	-0.33	0.00	1.44	4,658	1.33	20221027	CONSULTING
	Fti Consulting	3	FCN	183.98	0.00	0.52	1.23	6	-0.23	0.15	4	1.18	-0.15	-0.63	-0.15	0.50	6,355	0.43	20221027	CONSULTING
	DIVERSIFIED OPERATIONS																			
	Carlisle Cos In	3	CSL	285.96	1.05	0.71	-0.35	5	1.29	1.10	3	0.43	0.71	-0.16	1.37	1.44	14,791	0.23	20221027	DIVERSIFIED OPERATIONS
	3M Co	3	MMM	114.20	5.22	0.48	0.20	6	-0.38	-0.38	2	0.35	0.08	0.33	-0.30	0.00	65,049	0.07	20221025	DIVERSIFIED OPERATIONS
	Honeywell Intl	3	HON	179.28	2.19	0.45	-0.53	6	-0.08	-0.38	3	-0.18	-0.17	-0.38	0.00	0.00	120,780	0.05	20221027	DIVERSIFIED OPERATIONS
	Genl Electric	3	GE	70.53	0.45	0.43	-1.44	6	-0.08	-0.38	1	-0.63	0.18	0.41	0.00	0.00	77,340	0.05	20221025	DIVERSIFIED OPERATIONS
	ELEC PRODUCTS-MISC																			
	Carrier Global	3	CARR	34.89	1.72	1.16	-1.02	3	1.75	1.06	1	-0.03	1.19	0.68	1.82	1.44	29,363	0.14	20221027	ELEC PRODUCTS-MISC
	ELEC TEST EQUIPMENT																			
	Fortive Corp	3	FTV	60.67	0.46	-0.89	0.84	12	-1.29	-0.24	4	1.18	-0.52	-0.56	-1.22	0.00	21,580	0.24	20221026	ELEC TEST EQUIPMENT
	ELEC-MISC COMPONENTS																			
	Nvent Electric	3	NVT	32.95	2.12	-0.53	-0.07	10	-0.08	-0.73	7	-1.16	-0.15	-0.01	0.00	-0.44	5,486	0.85	20221028	ELEC-MISC COMPONENTS
	Vicor Corp	3	VICR	48.50	0.00	-0.55	-1.09	10	1.44	-1.16	5	-1.46	0.18	0.27	1.52	-0.82	2,133	2.68	20221025	ELEC-MISC COMPONENTS
	ENGINEERING/R&D SVCS																			
	Kbr Inc	3	KBR	46.93	1.02	-0.51	-0.07	10	1.75	-0.77	7	-0.63	0.18	-0.19	1.82	-0.44	6,550	0.42	20221026	ENGINEERING/R&D SVCS
	GOVERNMENT SERVICES																			
	Booz Allen Hmlt	3	BAH	98.62	1.74	0.52	1.23	6	-0.23	-0.24	4	1.18	-0.22	-0.41	-0.15	0.00	13,050	0.30	20221028	GOVERNMENT SERVICES

Date: 10-19-2022

Stocks are grouped by INDUSTRY WITHIN SECTORS and sorted from most to least attractive based on integrated Polaris Score = iPSCORE (see "Report Headings" tab).

SECTOR CODES: 1-Energy, 2-Materials, 3-Industrials, 4-Consumer Discretionary, 5-Consumer Staples, 6-Healthcare

SECTOR CODES: 7-Financials, 8-Information Technology, 9-Communication Services, 10-Utilities, 11-Real Estate

	COMPANY	SECTOR	TICKER	PRICE	YIELD	iPSCORE	Behavioral Preference Factor	ABSOLUTE-SCALE METRICS			RELATIVE-SCALE METRICS					MKT CAP \$millions	DAYS2TR	EPS REPORT DATE	INDUSTRY GROUP	
								ABS DCOORD	TECH OUTLK	FUNDA OUTLK	REL DCOORD	rPSCORE	VTCAVG	VSCORE	TSCORE					CSCORE
INDUSTRIAL SERVICES																				
	Grainger W W	3	GWW	521.13	1.32	1.42	-0.16	2	1.29	1.94	3	0.43	0.93	-0.19	1.37	2.13	26,511	0.14	20221028	INDUSTRIAL SERVICES
INSTRUMENTS-CONTROL																				
	Sensata Technol	3	ST	40.17	1.10	-0.55	-1.09	10	1.44	-0.87	5	-1.46	0.37	0.12	1.52	-0.06	6,236	0.37	20221025	INSTRUMENTS-CONTROL
INTERNET SERVICES																				
	Upwork Inc	3	UPWK	12.44	0.00	-0.44	1.92	10	-0.38	-0.91	8	0.80	-0.41	-0.73	-0.30	-0.06	1,624	1.38	20221026	INTERNET SERVICES
IT SERVICES																				
	Costar Grp Inc	3	CSGP	72.29	0.00	0.68	-0.47	5	1.29	1.10	3	-0.18	0.13	-1.48	1.37	1.44	28,623	0.15	20221025	IT SERVICES
	Asgn Inc	3	ASGN	96.67	0.00	-1.87	1.36	16	-1.44	-1.19	8	0.28	-0.69	-0.25	-1.37	-0.82	4,940	1.26	20221026	IT SERVICES
MACHINE-TOOLS & REL PROD																				
	Lincoln Electrc	3	LECO	130.01	1.72	0.97	0.34	4	-0.84	1.45	2	0.88	0.54	0.23	-0.76	1.82	7,530	0.61	20221027	MACHINE-TOOLS & REL PROD
	Stanley B&D Inc	3	SWK	74.09	4.32	0.50	0.21	6	-0.38	-0.52	2	0.88	0.52	1.31	-0.30	0.00	10,952	0.18	20221027	MACHINE-TOOLS & REL PROD
MACHINERY-CONST/MINING																				
	Terex Corp	3	TEX	33.34	1.56	1.60	-1.12	1	-0.08	1.49	1	-0.63	0.89	0.65	0.00	1.82	2,260	1.48	20221027	MACHINERY-CONST/MINING
	Caterpillar Inc	3	CAT	184.41	2.60	-1.84	1.54	16	-1.44	-0.70	8	0.80	-0.37	-0.10	-1.37	-0.06	97,352	0.05	20221027	MACHINERY-CONST/MINING
MACHINERY-ELEC UTILITY																				
	Hubbell Inc	3	HUBB	217.71	1.93	0.71	-0.35	5	1.29	1.06	3	0.43	0.64	-0.56	1.37	1.76	11,683	0.19	20221025	MACHINERY-ELEC UTILITY
MACHINERY-ELECTRICAL																				
	Franklin Elec	3	FELE	87.50	0.89	1.24	1.26	3	-0.23	1.10	4	1.56	0.32	-0.29	-0.15	1.44	4,051	1.85	20221025	MACHINERY-ELECTRICAL
	Zurn Water Sol	3	ZWS	24.62	1.14	0.45	-0.53	6	1.44	-0.49	3	-0.18	0.08	-0.57	1.52	0.00	4,376	1.13	20221025	MACHINERY-ELECTRICAL
	Smith (Ao) Corp	3	AOS	50.77	2.21	0.39	-0.83	6	1.44	-0.49	5	-1.46	0.46	0.56	1.52	-0.38	7,841	0.39	20221027	MACHINERY-ELECTRICAL
MACHINERY-FARM																				
	Agco Corp	3	AGCO	111.41	0.86	-0.67	-0.11	11	-1.44	1.06	2	0.88	0.43	0.34	-1.37	1.76	8,311	0.34	20221027	MACHINERY-FARM
MACHINERY-GEN INDUSTRIAL																				
	Ilex Corp	3	IEX	204.06	1.18	1.47	1.32	2	-0.53	1.49	4	1.56	0.25	-0.57	-0.46	1.82	15,402	0.24	20221025	MACHINERY-GEN INDUSTRIAL
	Graco Inc	3	GGG	62.57	1.34	0.48	-0.41	6	1.75	-0.38	3	0.43	0.28	-0.28	1.82	0.00	10,582	0.55	20221026	MACHINERY-GEN INDUSTRIAL
	Ill Tool Works	3	ITW	191.95	2.73	0.45	-0.53	6	-0.08	-0.38	3	-0.18	-0.18	-0.41	0.00	0.00	59,432	0.11	20221025	MACHINERY-GEN INDUSTRIAL
	Appld Indl Tech	3	AIT	111.49	1.22	-0.44	1.92	10	-0.23	-1.16	8	0.80	-0.47	-0.19	-0.15	-1.07	4,300	1.12	20221027	MACHINERY-GEN INDUSTRIAL
	Flowserve Corp	3	FLS	25.64	3.12	-0.57	-0.93	10	-0.08	-0.84	5	-1.84	0.14	0.65	0.00	-0.44	3,351	0.67	20221026	MACHINERY-GEN INDUSTRIAL
	Chart Industrie	3	GTLS	195.04	0.00	-1.24	-0.27	13	1.29	-0.70	7	-1.16	-0.20	-0.81	1.37	-0.44	7,143	0.39	20221028	MACHINERY-GEN INDUSTRIAL
	Barnes Grp	3	B	32.91	1.94	-1.40	-0.31	14	-1.44	-0.49	2	0.35	-0.04	0.60	-1.37	0.00	1,663	2.77	20221028	MACHINERY-GEN INDUSTRIAL
MACHINERY-MATERIAL HDLG																				
	Crane Co	3	CR	98.77	1.90	-1.40	-0.31	14	-1.14	-0.38	2	0.35	-0.16	0.18	-1.06	0.00	5,541	1.13	20221024	MACHINERY-MATERIAL HDLG
MACHINERY-THERMAL PROC																				
	Pentair Plc	3	PNR	40.13	2.09	0.43	-1.44	6	1.44	-0.38	1	-0.63	0.55	0.48	1.52	0.00	6,600	0.41	20221025	MACHINERY-THERMAL PROC
	John Bean Tech	3	JBT	95.03	0.42	-0.55	-1.09	10	1.75	-1.26	5	-1.46	0.34	0.46	1.82	-0.82	3,028	1.53	20221026	MACHINERY-THERMAL PROC
METAL PROC & FABRICATION																				
	Timken Co	3	TKR	66.29	1.87	1.20	0.40	3	-0.23	1.10	2	0.88	0.69	0.31	-0.15	1.76	4,869	0.60	20221026	METAL PROC & FABRICATION

Date: 10-19-2022

Stocks are grouped by INDUSTRY WITHIN SECTORS and sorted from most to least attractive based on integrated Polaris Score = iPSCORE (see "Report Headings" tab).

SECTOR CODES: 1-Energy, 2-Materials, 3-Industrials, 4-Consumer Discretionary, 5-Consumer Staples, 6-Healthcare

SECTOR CODES: 7-Financials, 8-Information Technology, 9-Communication Services, 10-Utilities, 11-Real Estate

	COMPANY	SECTOR	TICKER	PRICE	YIELD	iPSCORE	Behavioral Preference Factor	ABSOLUTE-SCALE METRICS			RELATIVE-SCALE METRICS					MKT CAP \$millions	DAYS2TR	EPS REPORT DATE	INDUSTRY GROUP	
								ABS DCOORD	TECH OUTLK	FUNDA OUTLK	REL DCOORD	rPSCORE	VTCAVG	VSCORE	TSCORE					CSCORE
OUTSOURCING																				
	Trinet Group	3	TNET	74.71	0.00	1.13	-1.25	3	-0.08	1.06	1	-0.63	0.69	0.47	0.00	1.44	4,641	1.80	20221025	OUTSOURCING
	Brinks Co The	3	BCO	57.95	1.38	-1.36	0.71	14	-1.44	0.11	4	1.18	0.00	-0.03	-1.37	0.94	2,738	1.38	20221026	OUTSOURCING
POLLUTION CONTROL EQ & SVS																				
	Casella Waste	3	CWST	78.14	0.00	0.05	1.10	8	-0.84	1.06	4	1.18	0.01	-0.69	-0.76	1.44	4,038	1.23	20221027	POLLUTION CONTROL EQ & SVS
PROTECTION-SFTY EQ & SVC																				
	Msa Safety Inc	3	MSA	116.91	1.57	1.65	-0.09	1	-0.08	1.52	3	0.43	0.40	-0.47	0.00	1.82	4,574	2.32	20221026	PROTECTION-SFTY EQ & SVC
	Allegion Plc	3	ALLE	92.11	1.78	0.40	-1.56	6	-0.08	-0.38	1	-1.16	0.04	0.10	0.00	0.00	8,091	0.33	20221027	PROTECTION-SFTY EQ & SVC
REIT-EQTY TRUST - OTHER																				
	Geo Grp Inc/The	3	GEO	8.63	0.00	1.13	-1.25	3	1.59	1.06	1	-0.63	0.91	0.14	1.67	1.44	1,071	1.85	20221027	REIT-EQTY TRUST - OTHER
RETAIL-HOME FURNISHINGS																				
	Fortune Brd H&S	3	FBHS	55.01	2.04	-0.46	1.07	10	-0.38	-0.70	6	0.43	0.22	0.99	-0.30	-0.44	7,114	0.35	20221026	RETAIL-HOME FURNISHINGS
RETAIL/WHOLESALE AUTO/TRUCK																				
	Rush Entrprs-A	3	RUSHA	48.10	1.75	-0.67	-0.11	11	-1.44	1.06	2	0.88	0.49	0.71	-1.37	1.44	2,663	2.17	20221025	RETAIL/WHOLESALE AUTO/TRUCK
SECURITY																				
	Check Pt Softw	3	CHKP	111.85	0.00	1.18	-0.22	3	-0.08	1.06	3	0.43	0.20	-0.63	0.00	1.44	14,027	0.25	20221027	SECURITY
TEXTILE-MILL PRODUCTS																				
	Albany Intl A	3	AIN	87.09	0.96	1.71	1.39	1	-0.23	1.52	4	1.56	0.55	-0.06	-0.15	1.82	2,708	2.01	20221024	TEXTILE-MILL PRODUCTS
STEEL-PIPE & TUBES																				
	Valmont Inds	3	VMI	292.51	0.75	1.71	1.39	1	-0.23	1.49	4	1.56	0.32	-0.58	-0.15	1.82	6,245	0.67	20221026	STEEL-PIPE & TUBES
TRANSPORT-AIR FREIGHT																				
	Utd Parcel Srvc	3	UPS	165.79	3.67	0.43	-1.44	6	-0.08	-0.38	1	-0.63	0.25	0.56	0.00	0.00	144,016	0.05	20221025	TRANSPORT-AIR FREIGHT
TRANSPORTATION-AIRLINE																				
	Skywest Inc	3	SKYW	17.65	0.00	1.71	0.54	1	-0.38	1.56	2	1.71	2.00	3.28	-0.30	1.82	893	2.43	20221027	TRANSPORTATION-AIRLINE
	Jetblue Airways	3	JBLU	6.85	0.00	0.50	0.21	6	-0.38	-0.10	2	0.88	0.50	0.58	-0.30	0.94	2,197	0.29	20221025	TRANSPORTATION-AIRLINE
	Hawaiian Hldgs	3	HA	14.18	0.00	-0.44	1.92	10	-0.38	-0.95	8	0.80	-0.29	-0.17	-0.30	-0.44	729	2.42	20221025	TRANSPORTATION-AIRLINE
	Southwest Air	3	LUV	33.12	0.00	-0.46	1.07	10	-0.38	-0.91	6	0.43	0.27	1.09	-0.30	-0.44	19,652	0.13	20221027	TRANSPORTATION-AIRLINE
	Spirit Airlines	3	SAVE	19.80	0.00	-0.57	-0.93	10	-0.08	-0.95	5	-1.84	-0.12	0.05	0.00	-0.44	2,155	0.75	20221026	TRANSPORTATION-AIRLINE
	Frontier Gp Hld	3	ULCC	9.54	0.00	-0.89	0.84	12	-1.29	-0.10	4	1.18	-0.42	-0.71	-1.22	0.50	2,077	2.49	20221026	TRANSPORTATION-AIRLINE
TRANSPORTATION-EQP & LSNG																				
	Gatx Corp	3	GATX	94.97	2.19	1.65	-0.09	1	-0.08	1.91	3	0.43	0.71	-0.01	0.00	2.13	3,352	1.64	20221025	TRANSPORTATION-EQP & LSNG
	Triton Intl Ltd	3	TRTN	58.16	4.47	1.16	-1.02	3	1.44	1.10	1	-0.03	1.50	1.52	1.52	1.44	3,607	0.69	20221025	TRANSPORTATION-EQP & LSNG
	Ryder Sys	3	R	76.18	3.26	0.74	0.28	5	-0.99	0.64	2	0.88	0.73	1.35	-0.91	1.00	3,900	0.42	20221026	TRANSPORTATION-EQP & LSNG
	Trinity Inds In	3	TRN	23.40	3.93	0.43	-1.44	6	-0.08	-0.35	1	-0.63	0.28	0.64	0.00	0.00	1,919	1.79	20221025	TRANSPORTATION-EQP & LSNG
	Greenbrier Cos	3	GBX	25.66	4.21	-0.49	0.95	10	-0.38	-1.16	6	-0.18	0.16	1.12	-0.30	-0.82	836	2.47	20221027	TRANSPORTATION-EQP & LSNG
TRANSPORTATION-RAIL																				
	Norfolk Southrn	3	NSC	217.62	2.28	0.45	-0.53	6	-0.08	-0.38	3	-0.18	-0.20	-0.44	0.00	0.00	51,113	0.10	20221026	TRANSPORTATION-RAIL
TRANSPORTATION-SHIP																				

Date: 10-19-2022

Stocks are grouped by INDUSTRY WITHIN SECTORS and sorted from most to least attractive based on integrated Polaris Score = iPScore (see "Report Headings" tab).

SECTOR CODES: 1-Energy, 2-Materials, 3-Industrials, 4-Consumer Discretionary, 5-Consumer Staples, 6-Healthcare

SECTOR CODES: 7-Financials, 8-Information Technology, 9-Communication Services, 10-Utilities, 11-Real Estate

	COMPANY	SECTOR	TICKER	PRICE	YIELD	iPScore	Behavioral Preference Factor	ABSOLUTE-SCALE METRICS			RELATIVE-SCALE METRICS					MKT CAP \$millions	DAYS2TR	EPS REPORT DATE	INDUSTRY GROUP	
								ABS DCOORD	TECH OUTLK	FUNDA OUTLK	REL DCOORD	rPScore	VTCAVG	VSCORE	TSCORE					CSCORE
	Costamare Inc	3	CMRE	9.46	4.86	1.20	0.40	3	-0.38	1.06	2	0.88	0.65	0.52	-0.30	1.44	1,150	2.93	20221026	TRANSPORTATION-SHIP
	Kirby Corp	3	KEX	68.76	0.00	0.48	-0.41	6	1.59	0.08	3	0.43	0.59	-0.21	1.67	0.94	4,119	0.91	20221024	TRANSPORTATION-SHIP
	TRANSPORTATION-SVCS																			
	Grupo Aerop-Adr	3	ASR	215.26	3.20	1.67	0.53	1	-0.23	1.52	2	0.88	0.70	0.30	-0.15	1.82	6,458	2.25	20221024	TRANSPORTATION-SVCS
	Tfi Intl Inc	3	TFII	95.58	1.13	0.74	0.28	5	-0.53	0.68	2	0.88	0.61	0.85	-0.46	1.00	8,332	1.21	20221027	TRANSPORTATION-SVCS
	Schneider Natl	3	SNDR	21.68	1.48	0.46	-1.21	6	1.75	-0.38	1	-0.03	1.02	1.39	1.82	0.00	3,859	2.07	20221027	TRANSPORTATION-SVCS
	Hub Group Inc-A	3	HUBG	73.09	0.00	-0.04	-1.57	8	0.53	0.64	1	-0.63	0.86	0.87	0.61	1.00	2,533	1.54	20221027	TRANSPORTATION-SVCS
	TRANSPORTATION-TRUCK																			
	Old Dominion Fl	3	ODFL	260.76	0.46	1.71	1.39	1	-0.38	1.45	4	1.56	0.19	-0.79	-0.30	1.82	29,146	0.10	20221026	TRANSPORTATION-TRUCK
	Forward Air Crp	3	FWRD	98.03	0.98	0.66	-1.38	5	0.84	0.68	1	-0.63	0.64	0.24	0.91	1.00	2,632	1.35	20221026	TRANSPORTATION-TRUCK
	WASTE REMOVAL SVCS																			
	Republic Svcs	3	RSG	133.98	1.48	1.42	-0.16	2	1.29	1.49	3	0.43	0.66	-0.56	1.37	1.82	42,329	0.16	20221027	WASTE REMOVAL SVCS
	Waste Mgmt-New	3	WM	161.50	1.61	1.42	-0.16	2	1.29	1.49	3	0.43	0.65	-0.59	1.37	1.82	66,754	0.09	20221026	WASTE REMOVAL SVCS
	WIRE & CABLE PRODUCTS																			
	Encore Wire Cp	3	WIRE	128.46	0.06	1.23	0.41	3	-0.23	1.13	2	1.33	1.09	1.45	-0.15	1.44	2,457	0.74	20221025	WIRE & CABLE PRODUCTS
	Consumer Discr																			
	AUTO MFRS-DOMESTIC																			
	Harley-Davidson	4	HOG	34.83	1.81	1.35	0.62	4	-0.83	1.94	2	1.51	1.07	0.93	-0.75	3.02	5,091	0.45	20221026	AUTO MFRS-DOMESTIC
	General Motors	4	GM	33.63	1.07	-0.34	-1.67	10	1.43	-0.80	1	-0.80	0.94	1.30	1.50	0.00	49,034	0.05	20221025	AUTO MFRS-DOMESTIC
	Ford Motor Co	4	F	12.13	4.95	-0.34	-1.67	10	1.73	-0.70	1	-0.80	0.73	0.40	1.80	0.00	48,765	0.03	20221026	AUTO MFRS-DOMESTIC
	Polaris Inc	4	PII	93.74	2.73	-0.42	-0.75	10	-0.08	-1.19	5	-2.65	0.00	0.45	0.00	-0.44	5,583	0.48	20221025	AUTO MFRS-DOMESTIC
	AUTO MFRS-FOREIGN																			
	Volkswagn-.1Adr	4	VWAGY	16.36	3.22	0.74	-0.53	6	-0.08	0.04	3	-0.25	0.20	-0.52	0.00	1.11	N/A	2.41	20221027	AUTO MFRS-FOREIGN
	AUTO/TRUCK-ORIGINAL EQP																			
	Borg Warner Inc	4	BWA	34.07	2.00	2.16	0.75	1	-0.38	1.91	2	1.97	1.20	0.89	-0.30	3.02	8,069	0.38	20221027	AUTO/TRUCK-ORIGINAL EQP
	Quantumscape Cp	4	QS	7.92	0.00	1.54	-1.00	3	1.43	1.10	1	-0.06	1.63	0.80	1.50	2.58	3,427	0.53	20221026	AUTO/TRUCK-ORIGINAL EQP
	Visteon Corp	4	VC	120.68	0.00	1.08	1.27	5	-0.53	1.10	4	1.42	0.43	-0.48	-0.45	2.21	3,394	0.57	20221027	AUTO/TRUCK-ORIGINAL EQP
	Gentex Corp	4	GNTX	24.27	1.98	0.78	-0.41	6	1.73	0.01	3	0.49	1.09	-0.16	1.80	1.62	5,707	0.95	20221028	AUTO/TRUCK-ORIGINAL EQP
	Dana Inc	4	DAN	12.76	3.13	0.69	-1.53	6	-0.08	-0.06	1	-1.45	0.51	0.43	0.00	1.11	1,829	1.28	20221027	AUTO/TRUCK-ORIGINAL EQP
	AUTO/TRUCK-REPLACE PRTS																			
	Dorman Products	4	DORM	89.94	0.00	-0.37	-1.79	10	1.73	-0.80	1	-1.45	0.62	0.05	1.80	0.00	2,827	2.46	20221024	AUTO/TRUCK-REPLACE PRTS
	Lkq Corp	4	LKQ	51.15	1.96	-1.08	0.14	13	-0.53	-0.70	2	0.31	-0.15	0.00	-0.45	0.00	14,035	0.36	20221027	AUTO/TRUCK-REPLACE PRTS
	BLDG-MOBILE/MFG & RV																			
	Patrick Inds	4	PATK	43.23	3.05	-0.31	0.94	10	-0.38	-1.30	6	-0.25	0.26	1.53	-0.30	-0.44	988	2.81	20221027	BLDG-MOBILE/MFG & RV
	BLDG-RESIDENT/COMMRCL																			
	Century Communt	4	CCS	42.37	1.89	0.80	0.54	6	-0.38	-0.49	2	0.96	0.48	1.24	-0.30	0.52	1,367	2.29	20221026	BLDG-RESIDENT/COMMRCL
	Tri Pointe Grp	4	TPH	14.94	0.00	0.72	-1.42	6	-0.08	-0.49	1	-0.80	0.67	1.50	0.00	0.52	1,518	1.64	20221027	BLDG-RESIDENT/COMMRCL
	M/I Homes Inc	4	MHO	38.34	0.00	-0.26	0.29	10	-0.38	-0.80	2	0.96	0.42	1.57	-0.30	0.00	1,064	2.73	20221026	BLDG-RESIDENT/COMMRCL

Date: 10-19-2022

Stocks are grouped by INDUSTRY WITHIN SECTORS and sorted from most to least attractive based on integrated Polaris Score = iPSCORE (see "Report Headings" tab).

SECTOR CODES: 1-Energy, 2-Materials, 3-Industrials, 4-Consumer Discretionary, 5-Consumer Staples, 6-Healthcare

SECTOR CODES: 7-Financials, 8-Information Technology, 9-Communication Services, 10-Utilities, 11-Real Estate

	COMPANY	SECTOR	TICKER	PRICE	YIELD	iPSCORE	Behavioral Preference Factor	ABSOLUTE-SCALE METRICS			RELATIVE-SCALE METRICS					MKT CAP \$millions	DAYS2TR	EPS REPORT DATE	INDUSTRY GROUP	
								ABS DCOORD	TECH OUTLK	FUNDA OUTLK	REL DCOORD	rPSCORE	VTCAVG	VSCORE	TSCORE					CSCORE
	Taylor Morrison	4	TMHC	24.05	0.00	-0.26	0.29	10	-0.38	-0.87	2	0.96	0.27	1.11	-0.30	0.00	2,734	0.83	20221026	BLDG-RESIDENT/COMMRCL
	Mdc Hldgs	4	MDC	28.61	6.99	-0.37	-1.79	10	-0.08	-0.91	1	-1.45	0.50	1.51	0.00	0.00	2,036	1.12	20221027	BLDG-RESIDENT/COMMRCL
	Meritage Homes	4	MTH	66.76	0.00	-0.37	-1.79	10	-0.08	-0.91	1	-1.45	0.44	1.31	0.00	0.00	2,441	0.87	20221026	BLDG-RESIDENT/COMMRCL
	Pulte Group Onc	4	PHM	37.16	1.61	-0.37	-1.79	10	-0.08	-0.80	1	-1.45	0.40	1.19	0.00	0.00	8,602	0.30	20221025	BLDG-RESIDENT/COMMRCL
	CONS SERVICES - MISC																			
	Monro Muffler	4	MNRO	47.48	2.36	1.61	0.68	3	-0.23	1.10	2	1.51	0.90	0.62	-0.15	2.21	1,529	1.65	20221026	CONS SERVICES - MISC
	CONSUMER PROD-MISC STAPLES																			
	Newell Brands	4	NWL	15.03	6.12	0.72	-1.42	6	1.73	-0.49	1	-0.80	1.02	0.73	1.80	0.52	6,216	0.53	20221028	CONSUMER PROD-MISC STAPLES
	ELEC PRODUCTS-MISC																			
	Garmin Ltd	4	GRMN	81.20	3.60	0.69	-1.53	6	-0.08	-0.49	1	-1.45	0.18	0.03	0.00	0.52	15,660	0.31	20221026	ELEC PRODUCTS-MISC
	ELECTRONIC COMMERCE																			
	Overstock.Com	4	OSTK	23.57	0.00	-0.26	0.29	10	-0.38	-0.95	2	0.96	0.24	0.57	-0.30	0.44	1,077	0.98	20221027	ELECTRONIC COMMERCE
	Amazon.Com Inc	4	AMZN	115.07	0.00	-0.41	-0.91	10	-0.08	-1.30	5	-2.28	0.13	0.83	0.00	-0.44	1,172,282	0.00	20221027	ELECTRONIC COMMERCE
	FURNITURE																			
	Sleep Number Cp	4	SNBR	31.97	0.00	0.82	0.49	6	-0.38	-0.06	2	1.51	0.74	0.89	-0.30	1.62	702	2.03	20221026	FURNITURE
	GAMING																			
	Boyd Gaming Cp	4	BYD	52.01	1.15	-0.26	1.06	10	-0.38	-0.84	4	0.86	-0.13	-0.54	-0.30	0.44	5,699	0.46	20221025	GAMING
	Churchill Downs	4	CHDN	198.98	0.34	-0.35	-0.84	10	-0.08	-0.77	3	-0.99	-0.16	-0.48	0.00	0.00	7,501	0.72	20221026	GAMING
	Red Rock Resrts	4	RRR	38.33	2.61	-0.35	-0.84	10	-0.08	-0.91	3	-0.99	-0.36	-1.07	0.00	0.00	4,119	1.41	20221027	GAMING
	HOTELS & MOTELS																			
	Hilton Ww Hldg	4	HLT	128.70	0.47	-1.93	-1.22	16	0.08	-0.70	3	-0.99	-0.10	-0.45	0.15	0.00	35,301	0.10	20221026	HOTELS & MOTELS
	Wyndham Hot&Res	4	WH	69.68	1.84	-1.93	-1.22	16	0.08	-0.80	3	-0.99	-0.42	-1.40	0.15	0.00	6,294	0.37	20221025	HOTELS & MOTELS
	INDSTRL AUTOMTN/ROBOTICS																			
	Irobot Corp	4	IRBT	55.67	0.00	-0.07	-1.61	9	0.83	-0.06	1	-0.80	0.85	0.54	0.90	1.11	1,516	0.78	20221026	INDSTRL AUTOMTN/ROBOTICS
	LEISURE & RECREATION PROD																			
	Brunswick Corp	4	BC	67.30	2.17	2.04	-1.10	1	-0.08	1.45	1	-0.80	0.98	0.28	0.00	2.65	5,005	0.56	20221027	LEISURE & RECREATION PROD
	LEISURE & RECREATION SVCS																			
	Travel+Leisure	4	TNL	38.97	4.11	-0.34	-1.67	10	1.43	-0.77	1	-0.80	0.76	0.78	1.50	0.00	3,267	0.60	20221027	LEISURE & RECREATION SVCS
	OIL REFINING & MARKETING																			
	Murphy Usa Inc	4	MUSA	282.18	0.45	1.86	-0.04	2	1.28	1.56	3	1.14	1.20	-0.70	1.35	2.95	6,589	0.26	20221026	OIL REFINING & MARKETING
	RETAIL-FOOD & RESTAURANTS																			
	Chipotle Mexcn	4	CMG	1527.21	0.00	1.90	1.30	2	-0.53	1.91	4	1.88	0.72	-0.64	-0.45	3.24	42,402	0.05	20221025	RETAIL-FOOD & RESTAURANTS
	Texas Roadhouse	4	TXRH	95.91	1.92	1.61	1.40	3	-0.23	1.06	4	1.42	0.49	-0.97	-0.15	2.58	6,538	0.28	20221027	RETAIL-FOOD & RESTAURANTS
	Wingstop Inc	4	WING	123.07	0.62	1.08	1.27	5	-0.53	1.06	4	1.42	0.36	-1.06	-0.45	2.58	3,682	0.26	20221026	RETAIL-FOOD & RESTAURANTS
	Mcdonalds Corp	4	MCD	250.75	2.20	-0.05	-0.72	9	1.28	-0.35	3	-0.25	0.25	-1.13	1.35	0.52	184,481	0.03	20221027	RETAIL-FOOD & RESTAURANTS
	Starbucks Corp	4	SBUX	87.52	2.24	-0.29	0.33	10	-0.68	-0.70	2	0.31	0.06	0.33	-0.60	0.44	100,420	0.04	20221027	RETAIL-FOOD & RESTAURANTS
	Bloomin Brands	4	BLMN	21.56	2.60	-0.29	0.33	10	-0.68	-0.70	2	0.31	-0.17	0.10	-0.60	0.00	1,925	0.93	20221028	RETAIL-FOOD & RESTAURANTS
	RETAIL-MISC/DIVERSIFIED																			

Date: 10-19-2022

Stocks are grouped by INDUSTRY WITHIN SECTORS and sorted from most to least attractive based on integrated Polaris Score = iPSCORE (see "Report Headings" tab).

SECTOR CODES: 1-Energy, 2-Materials, 3-Industrials, 4-Consumer Discretionary, 5-Consumer Staples, 6-Healthcare

SECTOR CODES: 7-Financials, 8-Information Technology, 9-Communication Services, 10-Utilities, 11-Real Estate

	COMPANY	SECTOR	TICKER	PRICE	YIELD	iPSCORE	Behavioral Preference Factor	ABSOLUTE-SCALE METRICS			RELATIVE-SCALE METRICS					MKT CAP \$millions	DAYS2TR	EPS REPORT DATE	INDUSTRY GROUP	
								ABS DCOORD	TECH OUTLK	FUNDA OUTLK	REL DCOORD	rPSCORE	VCAVG	VSCORE	TSCORE					CSCORE
	Marinemax Inc	4	HZO	28.27	0.00	-0.26	0.29	10	-0.38	-0.84	2	0.96	0.24	1.03	-0.30	0.00	609	2.88	20221025	RETAIL-MISC/DIVERSIFIED
	RETAIL/WHLSLE-AUTO PARTS																			
	O Reilly Auto	4	ORLY	737.72	0.00	-0.26	1.06	10	-0.23	-0.80	4	0.86	-0.08	-0.09	-0.15	0.00	46,711	0.07	20221026	RETAIL/WHLSLE-AUTO PARTS
	RETAIL/WHOLESALE AUTO/TRUCK																			
	Asbury Auto Grp	4	ABG	147.48	0.00	1.54	-0.34	3	-0.08	1.03	3	-0.25	0.54	-0.59	0.00	2.21	3,264	0.74	20221027	RETAIL/WHOLESALE AUTO/TRUCK
	Group 1 Auto	4	GPI	160.47	0.95	-0.39	-1.79	10	-0.08	-0.73	1	-2.00	0.06	0.18	0.00	0.00	2,534	0.64	20221026	RETAIL/WHOLESALE AUTO/TRUCK
	Sonic Automotve	4	SAH	43.24	2.31	-1.59	0.74	15	-0.83	-0.87	4	0.86	-0.37	-0.37	-0.75	0.00	1,698	1.30	20221027	RETAIL/WHOLESALE AUTO/TRUCK
	Autonation Inc	4	AN	97.65	0.00	-1.61	0.02	15	-1.28	-0.73	2	0.31	-0.28	0.37	-1.20	0.00	5,467	0.21	20221027	RETAIL/WHOLESALE AUTO/TRUCK
	Penske Auto Grp	4	PAG	98.17	2.16	-1.64	-1.09	15	0.53	-0.77	3	-0.25	0.15	-0.15	0.60	0.00	7,284	0.45	20221026	RETAIL/WHOLESALE AUTO/TRUCK
	SCHOOLS																			
	New Oriental Ed	4	EDU	22.33	0.00	1.88	0.74	2	-0.98	1.98	2	1.51	1.09	0.71	-0.90	3.46	3,795	0.68	20221026	SCHOOLS
	Stride Inc	4	LRN	46.48	0.00	0.82	1.21	6	-0.23	0.04	4	1.42	0.19	-0.90	-0.15	1.62	1,988	1.11	20221025	SCHOOLS
	Grand Canyon Ed	4	LOPE	84.77	0.00	-1.88	-0.05	16	-1.43	-0.80	2	0.31	-0.39	0.19	-1.35	0.00	2,710	1.23	20221027	SCHOOLS
	SHOES & REL APPAREL																			
	Deckers Outdoor	4	DECK	354.55	0.00	1.61	1.40	3	-0.23	1.03	4	1.42	0.29	-1.20	-0.15	2.21	9,407	0.19	20221027	SHOES & REL APPAREL
	Skechers Usa-A	4	SKX	35.70	0.00	-0.37	-1.79	10	-0.08	-0.80	1	-1.45	0.45	0.90	0.00	0.44	5,571	0.44	20221025	SHOES & REL APPAREL
	TECHNOLOGY SERVICES																			
	Coursera Inc	4	COUR	11.64	0.00	1.54	-0.34	3	-0.08	0.64	3	-0.25	0.53	-0.55	0.00	2.14	1,697	2.80	20221026	TECHNOLOGY SERVICES
	TEXTILE-APPAREL MFG																			
	V F Corp	4	VFC	28.45	7.03	-0.34	-1.67	10	1.43	-0.91	1	-0.80	0.96	1.39	1.50	0.00	11,053	0.14	20221026	TEXTILE-APPAREL MFG
	Columbia Sports	4	COLM	72.68	1.65	-1.88	-0.05	16	-1.73	-0.87	2	0.31	-0.34	0.63	-1.65	0.00	4,569	0.88	20221027	TEXTILE-APPAREL MFG
	TEXTILE-HOME FURNISHING																			
	Mohawk Inds Inc	4	MHK	94.95	0.00	-0.31	0.94	10	-0.38	-1.33	6	-0.25	0.35	1.80	-0.30	-0.44	6,033	0.43	20221027	TEXTILE-HOME FURNISHING
	TOYS/GAMES/HOBBY PROD																			
	Mattel Inc	4	MAT	19.37	0.00	-0.42	-0.75	10	-0.08	-1.23	5	-2.65	-0.04	0.32	0.00	-0.44	6,843	0.41	20221025	TOYS/GAMES/HOBBY PROD
	Consumer Staple																			
	AGRICULTURAL OPERATIONS																			
	Archer Daniels	5	ADM	88.35	1.81	1.77	1.67	1	-0.21	1.91	4	1.69	0.04	-0.37	-1.12	2.40	49,526	0.11	20221025	AGRICULTURAL OPERATIONS
	AGRICULTURE/PRODUCTS																			
	Bunge Ltd	5	BG	90.60	2.76	1.17	-1.26	3	1.61	1.06	1	0.08	0.82	0.18	0.70	1.98	13,762	0.24	20221026	AGRICULTURE/PRODUCTS
	BEVERAGES-ALCOHOLIC																			
	Anheuser-Bu Adr	5	BUD	45.61	0.87	-0.74	-0.77	10	1.61	-1.26	5	-1.72	0.03	0.00	0.70	-0.92	90,308	0.32	20221027	BEVERAGES-ALCOHOLIC
	Ambev-Pr Adr	5	ABEV	2.76	0.86	-1.92	1.55	15	0.49	-0.87	8	1.06	-0.30	-0.06	-0.42	-0.49	43,435	0.28	20221027	BEVERAGES-ALCOHOLIC
	BEVERAGES-SOFT DRINKS																			
	Coca-Cola Femsa	5	KOF	60.44	4.38	0.61	-0.49	5	1.19	1.10	3	-0.73	-0.62	-3.03	0.28	1.62	101,579	1.86	20221026	BEVERAGES-SOFT DRINKS
	Keurig Dr Peppr	5	KDP	37.78	2.12	-0.43	-0.75	9	1.19	-0.28	3	-0.73	-0.35	-1.22	0.28	0.00	53,499	0.09	20221027	BEVERAGES-SOFT DRINKS
	Coca Cola Co	5	KO	55.96	3.15	-0.71	-0.08	10	1.61	-1.23	7	-1.09	-0.22	-0.68	0.70	-0.92	242,006	0.03	20221025	BEVERAGES-SOFT DRINKS
	Fomento Eco-Adr	5	FMX	64.84	2.54	-0.93	-0.13	11	-1.61	1.03	2	-0.19	-0.49	0.13	-2.52	1.62	23,201	0.68	20221028	BEVERAGES-SOFT DRINKS

Date: 10-19-2022

Stocks are grouped by INDUSTRY WITHIN SECTORS and sorted from most to least attractive based on integrated Polaris Score = iPSCORE (see "Report Headings" tab).

SECTOR CODES: 1-Energy, 2-Materials, 3-Industrials, 4-Consumer Discretionary, 5-Consumer Staples, 6-Healthcare

SECTOR CODES: 7-Financials, 8-Information Technology, 9-Communication Services, 10-Utilities, 11-Real Estate

	COMPANY	SECTOR	TICKER	PRICE	YIELD	iPSCORE	Behavioral Preference Factor	ABSOLUTE-SCALE METRICS			RELATIVE-SCALE METRICS					MKT CAP \$millions	DAYS2TR	EPS REPORT DATE	INDUSTRY GROUP	
								ABS DCOORD	TECH OUTLK	FUNDA OUTLK	REL DCOORD	rPSCORE	VTCAVG	VSCORE	TSCORE					CSCORE
CONSUMER PROD-MISC STAPLES																				
	Kimberly Clark	5	KMB	114.94	4.04	0.36	-1.57	6	1.61	-0.42	1	-0.55	0.31	0.12	0.70	0.00	38,806	0.13	20221025	CONSUMER PROD-MISC STAPLES
FOOD-MEAT PRODUCTS																				
	Pilgrims Pride	5	PPC	21.73	0.00	-0.72	-0.93	10	1.61	-0.91	5	-1.36	0.48	0.92	0.70	-0.49	5,194	1.60	20221026	FOOD-MEAT PRODUCTS
FOOD-MISC/DIVERSIFIED																				
	Chefs Warehouse	5	CHEF	30.87	0.00	1.20	-0.34	3	1.33	1.10	3	0.61	0.48	-0.22	0.42	1.62	1,181	2.13	20221026	FOOD-MISC/DIVERSIFIED
	Kraft Heinz Co	5	KHC	36.29	4.41	-2.21	1.13	16	-1.33	-1.19	8	0.35	-1.11	-0.12	-2.24	-0.92	44,471	0.09	20221026	FOOD-MISC/DIVERSIFIED
SOAP & CLNG PREPARATNS																				
	Colgate Palmoli	5	CL	71.75	2.62	0.38	-0.60	6	1.61	-0.38	3	-0.10	0.21	-0.13	0.70	0.00	59,848	0.07	20221028	SOAP & CLNG PREPARATNS
	Church & Dwight	5	CHD	73.62	1.43	0.38	-0.60	6	1.33	-0.42	3	-0.10	0.13	-0.09	0.42	0.00	17,883	0.24	20221028	SOAP & CLNG PREPARATNS
TOBACCO																				
	Altria Group	5	MO	44.67	8.42	-0.93	-0.13	11	-1.61	0.61	2	-0.19	-0.62	0.11	-2.52	1.13	80,443	0.06	20221027	TOBACCO
Health Care																				
LARGE CAP PHARMA																				
	Merck & Co Inc	6	MRK	93.26	2.96	0.92	-0.83	3	1.58	1.03	1	-0.45	1.09	0.03	1.65	1.60	236,254	0.03	20221027	LARGE CAP PHARMA
	Novartis Ag-Adr	6	NVS	76.51	2.83	0.22	-1.05	6	1.73	-0.35	1	-0.45	0.65	0.13	1.80	0.00	169,286	0.12	20221025	LARGE CAP PHARMA
	Sanofi-Aventis	6	SNY	39.64	3.18	0.22	-1.05	6	1.73	-0.35	1	-0.45	0.64	0.12	1.80	0.00	100,486	0.17	20221028	LARGE CAP PHARMA
	Abbvie Inc	6	ABBV	143.13	3.94	-2.07	0.34	16	0.38	-0.77	7	0.04	0.00	-0.04	0.45	-0.40	253,068	0.03	20221028	LARGE CAP PHARMA
MEDICAL INSTRUMENTS																				
	Thermo Fisher	6	TMO	505.61	0.24	0.96	0.02	3	1.73	1.03	3	0.62	0.99	-0.14	1.80	1.31	198,092	0.04	20221026	MEDICAL INSTRUMENTS
	Integra Lifesci	6	IART	43.21	0.00	0.24	-0.08	6	-0.38	-0.38	2	0.04	-0.04	0.17	-0.30	0.00	3,608	0.92	20221026	MEDICAL INSTRUMENTS
	Edwards Lifesci	6	EW	85.95	0.00	-0.68	0.79	10	1.73	-0.80	7	0.04	0.30	-0.51	1.80	-0.40	53,284	0.11	20221026	MEDICAL INSTRUMENTS
	Integer Holdngs	6	ITGR	56.00	0.00	-0.73	0.38	10	-0.38	-1.33	6	-1.23	-0.38	0.13	-0.30	-0.97	1,855	1.37	20221027	MEDICAL INSTRUMENTS
	Teleflex Inc	6	TFX	197.90	0.69	-0.78	-1.37	10	-0.08	-0.84	5	-2.49	-0.05	0.24	0.00	-0.40	9,283	0.32	20221027	MEDICAL INSTRUMENTS
	Masimo Corp	6	MASI	135.08	0.00	-0.78	-1.37	10	-0.08	-0.80	5	-2.49	-0.12	0.04	0.00	-0.40	7,096	0.27	20221025	MEDICAL INSTRUMENTS
	Dexcom Inc	6	DXCM	96.84	0.00	-2.06	1.83	16	-1.13	-0.80	8	0.43	-0.62	-0.76	-1.05	-0.06	38,018	0.09	20221027	MEDICAL INSTRUMENTS
MEDICAL PRODUCTS																				
	Bio-Rad Labs -A	6	BIO	385.23	0.00	0.92	-0.83	3	1.43	1.03	1	-0.45	1.04	0.30	1.50	1.31	11,440	0.28	20221027	MEDICAL PRODUCTS
	Baxter Intl	6	BAX	55.32	2.10	0.26	-0.20	6	1.73	-0.49	3	0.62	0.56	-0.12	1.80	0.00	27,860	0.14	20221027	MEDICAL PRODUCTS
	Resmed Inc	6	RMD	215.30	0.82	0.24	-0.34	6	-0.08	-0.31	3	0.04	-0.16	-0.49	0.00	0.00	31,533	0.27	20221027	MEDICAL PRODUCTS
	Koninklijke Phl	6	PHG	13.21	5.87	-0.78	-1.37	10	1.43	-1.37	5	-2.49	0.18	0.00	1.50	-0.97	11,748	0.63	20221024	MEDICAL PRODUCTS
	Boston Scientif	6	BSX	40.96	0.00	-2.06	1.83	16	-1.43	-0.73	8	0.43	-0.63	-0.14	-1.35	-0.40	58,555	0.09	20221026	MEDICAL PRODUCTS
	Inmode Ltd	6	INMD	32.31	0.00	-2.06	1.83	16	-1.73	-1.16	8	0.43	-0.81	-0.02	-1.65	-0.74	2,690	0.47	20221027	MEDICAL PRODUCTS
MEDICAL SERVICES																				
	Teladoc Inc	6	TDOC	24.25	0.00	0.92	-0.83	3	-0.08	0.71	1	-0.45	0.46	0.47	0.00	0.91	3,909	0.22	20221026	MEDICAL SERVICES
	Medpace Hldgs	6	MEDP	157.09	0.00	0.50	-0.13	5	1.28	1.06	3	0.62	0.83	-0.19	1.35	1.31	4,870	0.45	20221024	MEDICAL SERVICES
	Caredx Inc	6	CDNA	15.44	0.00	-0.73	0.38	10	-0.38	-0.95	6	-1.23	-0.22	0.04	-0.30	-0.40	825	1.98	20221027	MEDICAL SERVICES
	Avantor Inc	6	AVTR	20.14	0.00	-0.75	-1.36	10	1.43	-0.80	5	-1.81	0.53	0.15	1.50	-0.06	13,575	0.18	20221028	MEDICAL SERVICES

Date: 10-19-2022

Stocks are grouped by INDUSTRY WITHIN SECTORS and sorted from most to least attractive based on integrated Polaris Score = iPScore (see "Report Headings" tab).

SECTOR CODES: 1-Energy, 2-Materials, 3-Industrials, 4-Consumer Discretionary, 5-Consumer Staples, 6-Healthcare

SECTOR CODES: 7-Financials, 8-Information Technology, 9-Communication Services, 10-Utilities, 11-Real Estate

	COMPANY	SECTOR	TICKER	PRICE	YIELD	iPScore	Behavioral Preference Factor	ABSOLUTE-SCALE METRICS			RELATIVE-SCALE METRICS					MKT CAP \$millions	DAYS2TR	EPS REPORT DATE	INDUSTRY GROUP	
								ABS DCOORD	TECH OUTLK	FUNDA OUTLK	REL DCOORD	rPScore	VCAVG	VSCORE	TSCORE					CSCORE
	Novocure Ltd	6	NVCR	71.11	0.00	-1.81	1.85	15	-0.83	-0.95	8	0.91	-0.52	-0.74	-0.75	-0.06	7,448	0.78	20221027	MEDICAL SERVICES
MEDICAL-BIOMED/GENETICS																				
	Gilead Sciences	6	GILD	66.19	4.41	1.42	0.17	1	1.58	1.49	3	0.62	1.07	-0.09	1.65	1.66	82,960	0.05	20221027	MEDICAL-BIOMED/GENETICS
	Uniqure Bv	6	QURE	18.57	0.00	1.19	0.09	2	1.28	1.56	3	0.62	0.78	-0.66	1.35	1.66	868	2.32	20221024	MEDICAL-BIOMED/GENETICS
	Argenx Se-Adr	6	ARGX	360.81	0.00	1.19	0.09	2	1.28	1.56	3	0.62	0.56	-1.32	1.35	1.66	19,867	0.31	20221027	MEDICAL-BIOMED/GENETICS
	Vertex Pharm	6	VRTX	292.02	0.00	0.96	0.02	3	1.58	1.06	3	0.62	0.91	-0.24	1.65	1.31	74,891	0.07	20221027	MEDICAL-BIOMED/GENETICS
	Seagen Inc	6	SGEN	129.83	0.00	0.75	1.18	4	-0.83	1.91	4	1.20	0.18	-0.66	-0.75	1.94	23,945	0.24	20221027	MEDICAL-BIOMED/GENETICS
	Biomarin Pharma	6	BMRN	88.35	0.00	0.52	1.10	5	-0.53	1.03	4	1.20	0.12	-0.49	-0.45	1.31	16,387	0.23	20221026	MEDICAL-BIOMED/GENETICS
	Myovant Sciences	6	MYOV	24.11	0.00	0.29	1.03	6	-0.23	0.04	4	1.20	0.08	-0.47	-0.15	0.86	2,313	0.80	20221026	MEDICAL-BIOMED/GENETICS
	Alkermes Inc	6	ALKS	22.38	0.00	0.29	1.03	6	-0.38	-0.52	4	1.20	-0.19	-0.28	-0.30	0.00	3,676	0.66	20221026	MEDICAL-BIOMED/GENETICS
	Biogen Inc	6	BIIB	264.45	0.00	0.26	-0.20	6	1.58	-0.35	3	0.62	0.50	-0.15	1.65	0.00	38,375	0.04	20221025	MEDICAL-BIOMED/GENETICS
	Alnylam Pharma	6	ALNY	192.00	0.00	-0.41	0.81	9	-0.53	-0.49	4	1.20	-0.39	-0.73	-0.45	0.00	23,045	0.13	20221027	MEDICAL-BIOMED/GENETICS
	Travere Therpts	6	TVTX	22.45	0.00	-1.15	-0.78	12	0.98	-0.45	3	0.04	0.10	-0.76	1.05	0.00	1,426	1.09	20221027	MEDICAL-BIOMED/GENETICS
	Bristol Myers	6	BMY	71.14	3.04	-1.66	-1.97	14	0.38	-0.28	1	-1.23	0.20	0.16	0.45	0.00	151,902	0.04	20221026	MEDICAL-BIOMED/GENETICS
	Insmmed Inc	6	INSM	18.78	0.00	-1.84	0.42	15	0.98	-0.80	7	0.04	0.10	-0.70	1.05	-0.06	2,253	1.22	20221027	MEDICAL-BIOMED/GENETICS
MEDICAL-DRUGS																				
	Ptc Therapeutic	6	PTCT	44.06	0.00	-0.45	-0.56	9	1.28	-0.42	3	0.04	0.27	-0.53	1.35	0.00	3,152	0.95	20221027	MEDICAL-DRUGS
MEDICAL-HLTH MAINT ORG																				
	Molina Hlthcr	6	MOH	353.21	0.00	0.96	0.02	3	1.58	0.64	3	0.62	0.74	-0.34	1.65	0.91	20,522	0.18	20221026	MEDICAL-HLTH MAINT ORG
	Centene Corp	6	CNC	75.72	0.00	0.73	-0.05	4	0.98	1.45	3	0.62	0.88	-0.08	1.05	1.66	43,280	0.08	20221025	MEDICAL-HLTH MAINT ORG
MEDICAL-HOSPITALS																				
	Univl Hlth Svcs	6	UHS	95.05	0.84	-0.78	-1.37	10	-0.08	-0.80	5	-2.49	0.03	0.48	0.00	-0.40	6,936	0.44	20221025	MEDICAL-HOSPITALS
MEDICAL-NURSING HOMES																				
	Ensign Group	6	ENSG	84.70	0.26	0.50	-0.13	5	1.28	0.61	3	0.62	0.64	-0.33	1.35	0.91	4,683	0.98	20221026	MEDICAL-NURSING HOMES
MEDICAL-OUTPNT/HM CARE																				
	Encompass Hlth	6	EHC	49.17	1.22	0.20	-1.38	6	-0.08	-0.49	1	-1.23	0.08	0.23	0.00	0.00	4,906	0.80	20221026	MEDICAL-OUTPNT/HM CARE
	Option Care Hlt	6	OPCH	33.52	0.00	-0.66	0.66	10	1.58	-0.87	7	0.62	0.47	-0.19	1.65	-0.06	6,096	0.67	20221027	MEDICAL-OUTPNT/HM CARE
	Amedisys Inc	6	AMED	96.93	0.00	-0.75	-1.36	10	1.73	-1.23	5	-1.81	0.37	0.05	1.80	-0.74	3,145	0.60	20221026	MEDICAL-OUTPNT/HM CARE
	Davita Inc	6	DVA	90.67	0.00	-2.12	-0.06	16	-1.43	-0.80	6	-1.23	-0.38	0.60	-1.35	-0.40	8,278	0.52	20221028	MEDICAL-OUTPNT/HM CARE
MEDICAL/DENTAL-SUPPLIES																				
	Laboratory Cp	6	LH	208.82	1.38	0.92	-0.83	3	1.43	1.03	1	-0.45	1.03	0.28	1.50	1.31	19,358	0.20	20221027	MEDICAL/DENTAL-SUPPLIES
	West Pharm Svc	6	WST	243.64	0.30	0.26	-0.20	6	1.43	-0.38	3	0.62	0.41	-0.27	1.50	0.00	18,041	0.18	20221027	MEDICAL/DENTAL-SUPPLIES
	Merit Medical	6	MMSI	58.03	0.00	0.24	-0.34	6	-0.08	0.15	3	0.04	0.07	-0.24	0.00	0.46	3,294	1.52	20221026	MEDICAL/DENTAL-SUPPLIES
	Align Tech Inc	6	ALGN	204.98	0.00	0.20	-1.38	6	-0.08	-0.49	1	-1.23	0.10	0.30	0.00	0.00	16,011	0.13	20221026	MEDICAL/DENTAL-SUPPLIES
	Conmed Corp	6	CNMD	78.68	1.02	-0.66	0.66	10	1.73	-0.87	7	0.62	0.41	-0.18	1.80	-0.40	2,397	0.86	20221026	MEDICAL/DENTAL-SUPPLIES
TECHNOLOGY SERVICES																				
	Iqvia Holdings	6	IQV	178.39	0.00	0.22	-1.05	6	1.73	-0.35	1	-0.45	0.61	0.03	1.80	0.00	33,271	0.11	20221026	TECHNOLOGY SERVICES
Financials																				

Date: 10-19-2022

Stocks are grouped by INDUSTRY WITHIN SECTORS and sorted from most to least attractive based on integrated Polaris Score = iPSCORE (see "Report Headings" tab).

SECTOR CODES: 1-Energy, 2-Materials, 3-Industrials, 4-Consumer Discretionary, 5-Consumer Staples, 6-Healthcare

SECTOR CODES: 7-Financials, 8-Information Technology, 9-Communication Services, 10-Utilities, 11-Real Estate

	COMPANY	SECTOR	TICKER	PRICE	YIELD	iPSCORE	Behavioral Preference Factor	ABSOLUTE-SCALE METRICS			RELATIVE-SCALE METRICS					MKT CAP \$millions	DAYS2TR	EPS REPORT DATE	INDUSTRY GROUP	
								ABS DCOORD	TECH OUTLK	FUNDA OUTLK	REL DCOORD	rPSCORE	VTCAVG	VSCORE	TSCORE					CSCORE
AUCTION/VALUATION SERVICES																				
	B Riley Finl	7	RILY	43.12	9.28	0.23	-0.45	6	1.39	-0.24	3	0.45	0.40	0.00	1.46	0.00	1,220	2.48	20221027	AUCTION/VALUATION SERVICES
BANKS-FOREIGN																				
	Hsbc Holdings	7	HSBC	26.64	5.03	0.91	-0.91	3	1.68	0.68	1	-0.04	0.90	0.17	1.75	1.00	108,223	0.23	20221024	BANKS-FOREIGN
	Banco Sant-Ads	7	BSBR	5.86	5.02	0.17	-1.31	6	-0.07	0.01	1	-0.60	0.28	0.72	0.00	0.07	21,878	2.80	20221026	BANKS-FOREIGN
	Lloyds Bank Grp	7	LYG	1.82	4.01	0.15	-0.59	6	1.68	-0.38	5	-0.96	0.44	0.36	1.75	-0.47	31,051	0.87	20221027	BANKS-FOREIGN
	Ubs Group Ag	7	UBS	14.75	1.10	0.15	-0.59	6	1.68	-0.42	5	-0.96	0.42	0.31	1.75	-0.47	51,330	0.53	20221025	BANKS-FOREIGN
	Icici Bank Ltd	7	IBN	21.57	0.52	-1.46	1.24	13	-0.51	-0.70	8	-0.18	-0.78	-1.28	-0.44	-0.53	75,145	0.16	20221028	BANKS-FOREIGN
	Deutsche Bk Ag	7	DB	8.67	0.00	-1.72	0.32	14	-1.39	-0.42	6	-0.60	-0.39	0.38	-1.31	-0.47	17,919	0.37	20221026	BANKS-FOREIGN
	Banco Santan Sa	7	SAN	2.56	2.84	-1.72	0.32	14	-1.39	-0.42	6	-0.60	-0.42	0.29	-1.31	-0.47	42,994	1.73	20221026	BANKS-FOREIGN
BANKS-MIDWEST																				
	Old Natl Bcp	7	ONB	18.25	3.07	0.98	1.53	3	-0.66	1.10	4	1.16	0.01	-0.60	-0.58	1.07	5,345	0.75	20221025	BANKS-MIDWEST
	First Intst Mt	7	FIBK	43.75	3.75	0.98	1.53	3	-0.22	1.10	4	1.16	-0.28	-2.06	-0.15	1.40	4,673	0.92	20221025	BANKS-MIDWEST
	Umb Finl Corp	7	UMBF	90.33	1.64	0.91	-0.37	3	-0.07	1.10	3	-0.11	0.02	-1.02	0.00	1.07	4,364	1.75	20221025	BANKS-MIDWEST
BANKS-NORTHEAST																				
	Eastern Bnkshrs	7	EBC	21.05	1.90	1.45	1.67	1	-0.22	1.56	4	1.16	0.12	-1.02	-0.15	1.47	3,754	1.71	20221027	BANKS-NORTHEAST
	Lakeland Bancrp	7	LBAI	17.34	3.34	1.41	-0.10	1	1.09	1.49	3	0.45	0.83	-0.07	1.17	1.47	1,124	1.72	20221027	BANKS-NORTHEAST
	Commnty Bk Sys	7	CBU	63.14	2.79	1.38	-0.23	1	-0.07	1.52	3	-0.11	0.24	-0.80	0.00	1.47	3,393	1.74	20221024	BANKS-NORTHEAST
	Valley Natl Bcp	7	VLY	11.57	3.80	0.91	-0.37	3	-0.07	1.10	3	-0.11	0.27	-0.31	0.00	1.07	5,858	0.97	20221027	BANKS-NORTHEAST
BANKS-SOUTHEAST																				
	Ameris Bancorp	7	ABCB	49.71	1.21	1.47	1.49	1	-0.22	1.49	4	1.51	0.47	-0.33	-0.15	1.74	3,448	1.49	20221027	BANKS-SOUTHEAST
	Utd Bankshares	7	UBSI	38.87	3.70	1.47	1.49	1	-0.22	1.91	4	1.51	0.39	-0.62	-0.15	1.80	5,232	1.04	20221025	BANKS-SOUTHEAST
	First Bncrp P R	7	FBP	15.75	3.05	1.47	1.49	1	-0.22	1.52	4	1.51	0.36	-0.36	-0.15	1.47	2,961	1.10	20221025	BANKS-SOUTHEAST
	First Ctzn-Nca	7	FCNCA	867.09	0.22	0.98	1.53	3	-0.22	1.10	4	1.16	0.08	-1.08	-0.15	1.40	13,876	0.21	20221027	BANKS-SOUTHEAST
	South State Cp	7	SSB	88.39	2.26	0.94	-0.24	3	1.53	0.68	3	0.45	0.41	-1.07	1.61	1.00	6,688	0.83	20221024	BANKS-SOUTHEAST
	Popular Inc	7	BPOP	73.44	3.00	0.91	-0.91	3	1.68	1.06	1	-0.04	1.02	0.43	1.75	1.07	5,509	0.54	20221026	BANKS-SOUTHEAST
	Seacoast Bkng A	7	SBCF	31.97	2.13	0.91	-0.37	3	-0.07	1.06	3	-0.11	0.34	-0.15	0.00	1.07	1,963	2.75	20221027	BANKS-SOUTHEAST
	Cadence Bank	7	CADE	28.20	3.12	0.05	0.71	7	-1.09	1.49	2	1.51	0.52	0.72	-1.02	1.47	3,063	0.63	20221024	BANKS-SOUTHEAST
	Simmons First A	7	SFNC	24.19	3.14	0.03	1.25	7	-1.39	1.49	4	1.16	-0.13	-1.11	-1.31	1.74	3,104	1.93	20221025	BANKS-SOUTHEAST
	Veritex Hldgs	7	VBTX	28.52	2.81	-0.75	1.45	10	-0.36	-0.80	8	-0.18	-0.52	-0.28	-0.29	-0.93	1,539	2.84	20221025	BANKS-SOUTHEAST
	Indep Bank Grp	7	IBTX	67.28	2.26	-0.83	-0.33	10	-0.07	-0.73	7	-1.73	-0.83	-1.35	0.00	-0.93	2,770	2.01	20221024	BANKS-SOUTHEAST
BANKS-SOUTHWEST																				
	Cullen Frost Bk	7	CFR	145.07	2.40	1.45	1.67	1	-0.22	1.49	4	1.16	0.01	-1.33	-0.15	1.47	9,303	0.47	20221027	BANKS-SOUTHWEST
	Bok Finl Corp	7	BOKF	96.89	2.19	1.45	1.67	1	-0.22	1.94	4	1.16	-0.28	-2.46	-0.15	1.80	6,599	1.47	20221026	BANKS-SOUTHWEST
	Prosperity Bcsh	7	PB	74.07	2.81	0.98	1.53	3	-0.22	1.10	4	1.16	0.15	-0.87	-0.15	1.40	6,828	0.69	20221026	BANKS-SOUTHWEST
BANKS-WEST																				
	Zions Bancorp	7	ZION	49.22	3.33	1.45	1.67	1	-0.36	1.49	4	1.16	0.27	-0.52	-0.29	1.47	7,406	0.37	20221024	BANKS-WEST
	Bank Of Hawaii	7	BOH	78.06	3.59	0.20	-0.58	6	-0.07	-0.31	3	-0.11	-0.19	-0.53	0.00	0.00	3,137	1.63	20221024	BANKS-WEST

Date: 10-19-2022

Stocks are grouped by INDUSTRY WITHIN SECTORS and sorted from most to least attractive based on integrated Polaris Score = iPSCORE (see "Report Headings" tab).

SECTOR CODES: 1-Energy, 2-Materials, 3-Industrials, 4-Consumer Discretionary, 5-Consumer Staples, 6-Healthcare

SECTOR CODES: 7-Financials, 8-Information Technology, 9-Communication Services, 10-Utilities, 11-Real Estate

	COMPANY	SECTOR	TICKER	PRICE	YIELD	iPSCORE	Behavioral Preference Factor	ABSOLUTE-SCALE METRICS			RELATIVE-SCALE METRICS					MKT CAP \$millions	DAYS2TR	EPS REPORT DATE	INDUSTRY GROUP	
								ABS DCOORD	TECH OUTLK	FUNDA OUTLK	REL DCOORD	rPSCORE	VCAVG	VSCORE	TSCORE					CSCORE
	Cathay Genl Bcp	7	CATY	43.30	3.14	0.03	1.25	7	-1.09	1.87	4	1.16	0.33	-0.12	-1.02	1.80	3,225	2.08	20221024	BANKS-WEST
	First Hawaiian	7	FHB	26.27	3.96	0.03	1.25	7	-1.09	1.94	4	1.16	0.02	-1.17	-1.02	2.00	3,355	1.50	20221028	BANKS-WEST
	Hope Bancorp	7	HOPE	13.61	4.11	-0.80	0.47	10	-0.36	-1.26	6	-1.10	-0.52	0.13	-0.29	-1.33	1,626	2.42	20221024	BANKS-WEST
	BUSINESS INFORMATION SERVICES																			
	Morningstar Inc	7	MORN	214.95	0.67	0.20	-0.58	6	1.68	-0.24	3	-0.11	0.27	-0.57	1.75	0.00	9,132	1.08	20221026	BUSINESS INFORMATION SERVICES
	S&P Global Inc	7	SPGI	296.87	1.15	0.13	-0.11	6	1.39	-0.45	7	-1.38	-0.31	-1.49	1.46	-0.47	99,006	0.04	20221027	BUSINESS INFORMATION SERVICES
	BUSINESS SOFTWARE SVCS/BPO																			
	Msci Inc-A	7	MSCI	398.79	1.25	0.88	-0.44	3	-0.07	1.06	3	-0.67	-0.53	-2.53	0.00	1.07	32,104	0.15	20221025	BUSINESS SOFTWARE SVCS/BPO
	FINANCE-CONSUMER LOANS																			
	Navient Corp	7	NAVI	15.03	4.26	0.13	-0.47	6	-0.07	-0.35	5	-1.38	-0.07	0.27	0.00	-0.47	2,132	1.02	20221025	FINANCE-CONSUMER LOANS
	Prog Holdings	7	PRG	12.89	0.00	-0.77	0.59	10	-0.36	-0.80	6	-0.60	-0.13	0.79	-0.29	-0.93	697	2.80	20221026	FINANCE-CONSUMER LOANS
	Onemain Holdngs	7	OMF	30.02	12.66	-0.80	0.47	10	-0.36	-1.33	6	-1.10	-0.55	0.04	-0.29	-1.33	3,712	0.54	20221026	FINANCE-CONSUMER LOANS
	Capital One Fin	7	COF	95.23	2.52	-0.81	-0.75	10	-0.07	-0.80	5	-1.38	-0.21	0.35	0.00	-0.93	36,551	0.10	20221027	FINANCE-CONSUMER LOANS
	Discover Fin Sv	7	DFS	93.43	2.57	-0.81	-0.75	10	-0.07	-1.16	5	-1.38	-0.37	0.33	0.00	-1.33	25,522	0.15	20221024	FINANCE-CONSUMER LOANS
	Mr Cooper Group	7	COOP	42.52	0.00	-0.83	-0.33	10	-0.07	-0.73	7	-1.73	-0.54	-0.55	0.00	-0.93	3,047	0.96	20221026	FINANCE-CONSUMER LOANS
	Slm Corp	7	SLM	15.34	2.87	-1.70	1.17	14	-1.39	-0.45	8	-0.18	-0.58	-0.16	-1.31	-0.47	3,856	0.76	20221026	FINANCE-CONSUMER LOANS
	FINANCE-INVESTMENT BKRS																			
	Lpl Finl Hldgs	7	LPLA	237.06	0.42	1.47	1.49	1	-0.22	1.98	4	1.51	0.61	-0.23	-0.15	2.00	18,910	0.11	20221027	FINANCE-INVESTMENT BKRS
	Evercore Inc	7	EVR	90.86	3.17	0.17	0.87	6	-0.36	-0.49	6	-0.60	-0.08	0.47	-0.29	-0.47	3,557	0.57	20221026	FINANCE-INVESTMENT BKRS
	Stifel Finl	7	SF	52.46	2.29	0.13	-0.11	6	1.68	-0.24	7	-1.38	0.10	-0.56	1.75	-0.47	5,568	0.71	20221026	FINANCE-INVESTMENT BKRS
	Piper Jaffray	7	PIPR	110.76	2.17	0.13	-0.47	6	-0.07	-0.24	5	-1.38	-0.06	0.30	0.00	-0.47	1,931	2.81	20221028	FINANCE-INVESTMENT BKRS
	Raymond Jas Fin	7	RJF	100.00	1.36	-0.21	1.18	8	-0.80	1.06	4	1.16	-0.12	-0.45	-0.73	0.67	21,583	0.20	20221026	FINANCE-INVESTMENT BKRS
	Tradeweb Mkts	7	TW	53.35	0.60	-0.83	-0.33	10	1.39	-0.73	7	-1.73	-0.73	-2.16	1.46	-0.93	11,082	0.49	20221027	FINANCE-INVESTMENT BKRS
	FINANCE-INVESTMENT MGMT																			
	T Rowe Price	7	TROW	101.15	4.75	0.22	1.98	6	-0.36	-0.49	8	0.38	-0.27	-0.06	-0.29	-0.47	22,829	0.15	20221027	FINANCE-INVESTMENT MGMT
	Virtus Investmt	7	VRTS	151.38	3.96	0.17	0.87	6	-0.36	-0.49	6	-0.60	-0.05	0.55	-0.29	-0.47	1,101	2.71	20221026	FINANCE-INVESTMENT MGMT
	Lazard Ltd	7	LAZ	33.00	6.06	0.15	-0.59	6	1.39	-0.49	5	-0.96	0.47	0.68	1.46	-0.47	3,721	0.98	20221027	FINANCE-INVESTMENT MGMT
	Alliancebernstn	7	AB	34.10	8.33	0.15	-0.59	6	1.39	-0.42	5	-0.96	0.43	0.54	1.46	-0.47	3,317	1.92	20221028	FINANCE-INVESTMENT MGMT
	Ameriprise Finl	7	AMP	264.30	1.89	0.13	-0.11	6	1.68	-0.31	7	-1.38	0.27	-0.09	1.75	-0.47	28,588	0.16	20221025	FINANCE-INVESTMENT MGMT
	Invesco Ltd	7	IVZ	14.64	5.12	0.13	-0.47	6	-0.07	-0.49	5	-1.38	-0.13	0.11	0.00	-0.47	6,660	0.35	20221025	FINANCE-INVESTMENT MGMT
	Principal Finl	7	PFG	78.77	3.25	-0.77	0.59	10	-0.22	-0.70	6	-0.60	-0.28	0.28	-0.15	-0.93	19,632	0.19	20221027	FINANCE-INVESTMENT MGMT
	Janus Henderson	7	JHG	20.80	7.50	-0.81	-0.39	10	1.68	-0.91	7	-1.38	0.12	-0.05	1.75	-0.93	3,446	0.83	20221027	FINANCE-INVESTMENT MGMT
	Sei Investments	7	SEIC	48.44	1.65	-0.81	-0.75	10	-0.07	-0.84	5	-1.38	-0.27	0.20	0.00	-0.93	6,563	0.91	20221026	FINANCE-INVESTMENT MGMT
	Ares Management	7	ARES	65.85	3.71	-0.83	-0.33	10	-0.07	-0.66	7	-1.73	-0.59	-1.08	0.00	-0.53	19,354	0.29	20221027	FINANCE-INVESTMENT MGMT
	Federated Herme	7	FHI	31.68	3.41	-1.98	0.12	15	-0.80	-1.26	6	-1.10	-0.56	0.33	-0.73	-1.33	2,824	1.19	20221027	FINANCE-INVESTMENT MGMT
	FINANCE-MISC SERVICES																			
	Axos Financial	7	AX	36.70	0.00	1.41	-0.10	1	-0.07	1.94	3	0.45	0.70	-0.07	0.00	2.00	2,201	2.15	20221027	FINANCE-MISC SERVICES
	Globe Life Inc	7	GL	112.56	0.74	0.98	1.53	3	-0.22	1.06	4	1.16	0.06	-0.78	-0.15	1.07	10,968	0.38	20221026	FINANCE-MISC SERVICES

Date: 10-19-2022

Stocks are grouped by INDUSTRY WITHIN SECTORS and sorted from most to least attractive based on integrated Polaris Score = iPSCORE (see "Report Headings" tab).

SECTOR CODES: 1-Energy, 2-Materials, 3-Industrials, 4-Consumer Discretionary, 5-Consumer Staples, 6-Healthcare

SECTOR CODES: 7-Financials, 8-Information Technology, 9-Communication Services, 10-Utilities, 11-Real Estate

	COMPANY	SECTOR	TICKER	PRICE	YIELD	iPSCORE	Behavioral Preference Factor	ABSOLUTE-SCALE METRICS			RELATIVE-SCALE METRICS					MKT CAP \$millions	DAYS2TR	EPS REPORT DATE	INDUSTRY GROUP	
								ABS DCOORD	TECH OUTLK	FUNDA OUTLK	REL DCOORD	rPSCORE	VCAVG	VSCORE	TSCORE					CSCORE
	Pjt Partners	7	PJT	73.16	1.37	0.22	1.98	6	-0.22	-0.38	8	0.38	-0.22	-0.02	-0.15	-0.47	1,802	1.91	20221025	FINANCE-MISC SERVICES
	Moodys Corp	7	MCO	241.88	1.16	0.13	-0.11	6	1.68	-0.45	7	-1.38	-0.25	-1.55	1.75	-0.47	44,385	0.12	20221025	FINANCE-MISC SERVICES
	Lendingclub Cp	7	LC	11.32	0.00	-0.77	0.59	10	-0.36	-0.91	6	-0.60	-0.15	0.34	-0.29	-0.53	1,173	1.28	20221026	FINANCE-MISC SERVICES
	Synchrony Fin	7	SYF	31.59	2.91	-0.81	-0.75	10	-0.07	-0.73	5	-1.38	-0.19	0.41	0.00	-0.93	15,219	0.13	20221025	FINANCE-MISC SERVICES
	Houlihan Lokey	7	HLI	80.54	2.63	-1.70	1.17	14	-1.68	-0.49	8	-0.18	-0.82	-0.57	-1.61	-0.47	5,540	1.04	20221027	FINANCE-MISC SERVICES
	FINANCE-MRTG & REL SVC																			
	Orchid Island	7	ORC	9.60	20.00	-0.75	1.45	10	-0.36	-0.91	8	-0.18	-0.45	-0.09	-0.29	-0.93	338	1.45	20221027	FINANCE-MRTG & REL SVC
	FINANCE-SAVINGS & LOAN																			
	Wfs Finl Corp	7	WSFS	49.78	1.21	1.45	1.67	1	-0.66	1.56	4	1.16	0.21	-0.46	-0.58	1.47	3,152	1.65	20221024	FINANCE-SAVINGS & LOAN
	Providnt Fin Sv	7	PFS	20.77	4.62	1.41	-0.52	1	1.68	1.94	1	0.53	1.27	0.18	1.75	2.00	1,567	1.66	20221028	FINANCE-SAVINGS & LOAN
	Flagstar Bancp	7	FBC	32.22	0.74	0.99	0.99	3	-0.36	1.06	2	1.51	0.39	0.22	-0.29	1.07	1,715	1.15	20221026	FINANCE-SAVINGS & LOAN
	Northwest Bncsh	7	NWBI	14.23	5.62	0.98	1.53	3	-0.22	1.13	4	1.16	-0.32	-1.83	-0.15	1.07	1,805	1.96	20221024	FINANCE-SAVINGS & LOAN
	New York Cmnty	7	NYCB	8.56	7.94	0.13	-0.11	6	1.39	-0.31	7	-1.38	0.14	-0.23	1.46	-0.47	3,990	0.34	20221026	FINANCE-SAVINGS & LOAN
	Meta Finl Grp	7	CASH	37.50	0.53	-1.70	1.17	14	-1.68	-0.24	8	-0.18	-0.74	-0.37	-1.61	-0.47	1,090	2.81	20221027	FINANCE-SAVINGS & LOAN
	FINANCE-SBIC & COMMRL																			
	Ares Cap Cp	7	ARCC	17.87	9.63	1.47	1.49	1	-0.36	1.94	4	1.51	0.46	-0.33	-0.29	1.80	8,868	0.45	20221025	FINANCE-SBIC & COMMRL
	FINANCIAL TRANSACTION SERVICES																			
	Firstcash Inc	7	FCFS	81.97	1.61	0.27	1.32	6	-0.22	0.08	4	1.16	-0.04	-0.08	-0.15	0.07	3,838	1.32	20221027	FINANCIAL TRANSACTION SERVICES
	INSURANCE-BROKERS																			
	Brown & Brown	7	BRO	62.90	0.65	1.41	-0.10	1	1.68	1.87	3	0.45	0.65	-1.33	1.75	1.80	17,766	0.27	20221024	INSURANCE-BROKERS
	Erie Indemnity	7	ERIE	238.77	1.86	0.27	1.32	6	-0.22	0.15	4	1.16	0.05	-0.30	-0.15	0.53	11,029	1.71	20221027	INSURANCE-BROKERS
	Gallagher Arthu	7	AJG	178.05	1.15	-0.51	-0.78	9	1.24	0.15	3	-0.11	0.08	-0.82	1.31	0.07	37,450	0.15	20221027	INSURANCE-BROKERS
	Aon Plc	7	AON	280.93	0.80	-0.83	-0.33	10	-0.07	-0.73	7	-1.73	-0.63	-0.81	0.00	-0.93	59,255	0.11	20221028	INSURANCE-BROKERS
	INSURANCE-MULTI LINE																			
	Goosehead Insur	7	GSHD	34.68	0.00	0.27	1.32	6	-0.36	-0.52	4	1.16	-0.28	-0.56	-0.29	0.00	1,291	2.17	20221026	INSURANCE-MULTI LINE
	Kemper Corp	7	KMPR	45.62	2.72	0.17	-1.31	6	-0.07	-0.06	1	-0.60	0.20	0.49	0.00	0.07	2,913	2.46	20221027	INSURANCE-MULTI LINE
	Hartford Fin Sv	7	HIG	68.00	2.26	-0.92	0.55	11	-1.39	0.64	2	1.16	0.01	0.40	-1.31	0.60	21,974	0.20	20221027	INSURANCE-MULTI LINE
	Old Rep Intl	7	ORI	22.81	4.03	-2.22	0.05	16	-1.68	-0.84	6	-1.10	-0.67	0.30	-1.61	-0.93	7,032	0.58	20221027	INSURANCE-MULTI LINE
	INSURANCE-PROP/CAS/TITLE																			
	Kinsale Cap Grp	7	KNSL	281.13	0.18	1.38	-0.23	1	1.53	1.49	3	-0.11	0.13	-2.31	1.61	1.47	6,439	0.51	20221027	INSURANCE-PROP/CAS/TITLE
	Berkley (Wr) Cp	7	WRB	71.46	0.56	0.98	1.53	3	-0.22	1.06	4	1.16	0.24	-0.29	-0.15	1.07	18,956	0.28	20221024	INSURANCE-PROP/CAS/TITLE
	Arch Cap Gp Ltd	7	ACGL	48.72	0.00	0.98	1.53	3	-0.22	1.10	4	1.16	0.22	-0.37	-0.15	1.07	17,984	0.24	20221026	INSURANCE-PROP/CAS/TITLE
	First Amer Finl	7	FAF	45.11	4.61	0.13	-0.47	6	1.39	-0.49	5	-1.38	0.34	0.31	1.46	-0.47	4,699	0.91	20221027	INSURANCE-PROP/CAS/TITLE
	Axis Cap Hldgs	7	AXS	51.05	3.37	0.13	-0.47	6	-0.07	-0.38	5	-1.38	-0.15	0.04	0.00	-0.47	4,322	0.88	20221026	INSURANCE-PROP/CAS/TITLE
	Chubb Ltd	7	CB	195.98	1.69	-0.92	0.98	11	-1.68	1.06	4	1.16	-0.16	-0.31	-1.61	1.07	81,849	0.08	20221025	INSURANCE-PROP/CAS/TITLE
	Everest Re Ltd	7	RE	279.68	0.01	-1.72	0.32	14	-1.39	-0.45	6	-0.60	-0.35	0.48	-1.31	-0.47	11,022	0.25	20221026	INSURANCE-PROP/CAS/TITLE
	REIT-MORTGAGE TRUST																			
	Armour Res Reit	7	ARR	4.79	25.05	0.98	1.53	3	-0.36	1.10	4	1.16	0.18	-0.37	-0.29	1.07	549	0.82	20221026	REIT-MORTGAGE TRUST

Date: 10-19-2022

Stocks are grouped by INDUSTRY WITHIN SECTORS and sorted from most to least attractive based on integrated Polaris Score = iPSCORE (see "Report Headings" tab).

SECTOR CODES: 1-Energy, 2-Materials, 3-Industrials, 4-Consumer Discretionary, 5-Consumer Staples, 6-Healthcare

SECTOR CODES: 7-Financials, 8-Information Technology, 9-Communication Services, 10-Utilities, 11-Real Estate

	COMPANY	SECTOR	TICKER	PRICE	YIELD	iPSCORE	Behavioral Preference Factor	ABSOLUTE-SCALE METRICS			RELATIVE-SCALE METRICS					MKT CAP \$millions	DAYS2TR	EPS REPORT DATE	INDUSTRY GROUP	
								ABS DCOORD	TECH OUTLK	FUNDA OUTLK	REL DCOORD	rPSCORE	VCAVG	VSCORE	TSCORE					CSCORE
	Agnc Investment	7	AGNC	7.91	18.20	0.94	-0.24	3	1.39	1.13	3	0.45	0.81	-0.27	1.46	1.40	4,135	0.14	20221024	REIT-MORTGAGE TRUST
	Blackstone Mrtg	7	BXMT	22.97	10.80	0.94	-0.24	3	1.39	0.68	3	0.45	0.56	-0.16	1.46	0.60	3,912	0.35	20221026	REIT-MORTGAGE TRUST
	Kkr Re Fin Trst	7	KREF	17.23	9.98	0.91	-0.37	3	1.39	0.64	3	-0.11	0.16	-1.26	1.46	0.60	1,193	1.99	20221024	REIT-MORTGAGE TRUST
	Apollo Commercl	7	ARI	9.33	15.01	0.91	-0.37	3	-0.07	0.64	3	-0.11	-0.13	-0.95	0.00	0.60	1,312	1.44	20221024	REIT-MORTGAGE TRUST
	Annaly Cap Mgmt	7	NLY	17.03	20.67	-0.75	1.45	10	-0.36	-0.80	8	-0.18	-0.67	-0.69	-0.29	-0.93	7,341	0.11	20221026	REIT-MORTGAGE TRUST
	Redwood Trust	7	RWT	6.22	14.79	-0.75	1.45	10	-0.36	-1.37	8	-0.18	-0.75	-0.51	-0.29	-1.33	748	1.47	20221027	REIT-MORTGAGE TRUST
	Dynex Cap Inc	7	DX	11.84	13.18	-0.81	-0.39	10	1.39	-0.80	7	-1.38	0.01	-0.53	1.46	-0.53	527	1.35	20221024	REIT-MORTGAGE TRUST
	Ladder Cap Cp-A	7	LADR	9.76	9.43	-0.81	-0.39	10	1.68	-0.77	7	-1.38	-0.28	-1.15	1.75	-0.93	1,238	2.33	20221027	REIT-MORTGAGE TRUST
	SECURITIES EXCHANGES																			
	Cme Group Inc	7	CME	172.80	2.31	-0.83	-0.33	10	1.39	-0.73	7	-1.73	-0.93	-2.71	1.46	-0.93	62,111	0.09	20221026	SECURITIES EXCHANGES
	Info Technology																			
	AEROSPACE/DEFENSE EQUIP																			
	Teledyne Tech	8	TDY	348.51	0.00	-0.68	-1.02	10	-0.08	-0.77	5	-2.11	-0.02	0.18	0.00	-0.46	16,333	0.25	20221026	AEROSPACE/DEFENSE EQUIP
	BUSINESS SERVICES																			
	Sps Commerce	8	SPSC	121.08	0.00	1.34	1.39	2	-0.53	1.49	4	1.03	-0.56	-1.89	-0.45	1.91	4,361	1.21	20221027	BUSINESS SERVICES
	BUSINESS SOFTWARE SVCS/BPO																			
	Tyler Tech Inc	8	TYL	336.37	0.00	0.36	-0.39	6	-0.08	0.04	3	0.13	-0.09	-0.49	0.00	0.53	13,987	0.33	20221026	BUSINESS SOFTWARE SVCS/BPO
	COMMUNICATIONS COMPONENTS																			
	Knowles Corp	8	KN	12.24	0.00	0.38	0.20	6	-0.38	-0.06	2	0.67	0.07	0.20	-0.30	0.53	1,123	2.07	20221027	COMMUNICATIONS COMPONENTS
	Corning Inc	8	GLW	31.42	3.44	0.36	-0.39	6	-0.08	-0.42	3	0.13	0.00	0.00	0.00	0.00	26,560	0.17	20221025	COMMUNICATIONS COMPONENTS
	COMPUTER-INTEGRATED SYSTEMS																			
	Agilysys Inc	8	AGYS	52.88	0.00	1.58	1.45	1	-0.23	1.45	4	1.03	-0.66	-2.44	-0.15	1.91	1,324	2.79	20221025	COMPUTER-INTEGRATED SYSTEMS
	Ncr Corp-New	8	NCR	19.03	0.00	0.34	-1.23	6	-0.08	-0.38	1	-0.31	0.94	2.35	0.00	0.00	2,605	0.71	20221025	COMPUTER-INTEGRATED SYSTEMS
	COMPUTER-MINI																			
	Apple Inc	8	AAPL	143.86	0.64	1.10	-0.10	3	1.74	1.03	3	0.76	0.39	-1.77	1.82	1.84	2,311,939	0.00	20221027	COMPUTER-MINI
	COMPUTER-NETWORKS																			
	Extreme Netwrks	8	EXTR	14.13	0.00	-0.66	-1.12	10	1.59	-0.77	5	-1.57	0.64	0.17	1.67	-0.46	1,854	1.81	20221027	COMPUTER-NETWORKS
	Netscout Systms	8	NTCT	33.61	0.00	-2.01	0.64	16	-1.14	-0.73	6	0.13	-0.34	0.45	-1.06	-0.46	2,403	1.51	20221027	COMPUTER-NETWORKS
	COMPUTER-PERIPHERAL EQ																			
	Logitech Intl	8	LOGI	43.28	0.00	0.31	-1.50	6	-0.08	-0.49	1	-1.03	0.57	1.41	0.00	0.00	7,082	0.78	20221024	COMPUTER-PERIPHERAL EQ
	COMPUTER-SERVICES																			
	Perficient Inc	8	PRFT	65.32	0.00	1.05	-1.05	3	1.44	1.03	1	-0.31	1.05	0.34	1.52	1.51	2,260	1.49	20221027	COMPUTER-SERVICES
	COMPUTER-SOFTWARE																			
	Cadence Design	8	CDNS	153.72	0.00	0.83	-0.27	4	0.53	1.94	3	0.13	-0.16	-2.13	0.61	2.24	42,099	0.07	20221024	COMPUTER-SOFTWARE
	Microsoft Corp	8	MSFT	236.48	1.05	0.39	-0.28	6	1.74	-0.38	3	0.76	0.34	-0.97	1.82	0.00	1,763,642	0.00	20221025	COMPUTER-SOFTWARE
	Ss&C Technologs	8	SSNC	48.41	1.65	0.34	-1.23	6	1.74	0.04	1	-0.31	1.40	1.41	1.82	0.53	12,346	0.35	20221027	COMPUTER-SOFTWARE
	Pegasystems Inc	8	PEGA	30.95	0.39	0.31	-1.50	6	1.44	-0.52	1	-1.03	0.73	0.31	1.52	0.00	2,536	2.09	20221026	COMPUTER-SOFTWARE
	Manhattan Asoc	8	MANH	126.96	0.00	-0.08	1.03	8	-1.29	1.10	4	1.03	-0.64	-1.13	-1.21	1.51	7,963	0.59	20221025	COMPUTER-SOFTWARE

Date: 10-19-2022

Stocks are grouped by INDUSTRY WITHIN SECTORS and sorted from most to least attractive based on integrated Polaris Score = iPSCORE (see "Report Headings" tab).

SECTOR CODES: 1-Energy, 2-Materials, 3-Industrials, 4-Consumer Discretionary, 5-Consumer Staples, 6-Healthcare

SECTOR CODES: 7-Financials, 8-Information Technology, 9-Communication Services, 10-Utilities, 11-Real Estate

	COMPANY	SECTOR	TICKER	PRICE	YIELD	iPSCORE	Behavioral Preference Factor	ABSOLUTE-SCALE METRICS			RELATIVE-SCALE METRICS					MKT CAP \$millions	DAYS2TR	EPS REPORT DATE	INDUSTRY GROUP	
								ABS DCOORD	TECH OUTLK	FUNDA OUTLK	REL DCOORD	rPSCORE	VTCAVG	VSCORE	TSCORE					CSCORE
	Sap Se	8	SAP	86.73	2.36	-0.84	-1.53	11	0.38	1.10	1	-0.31	0.88	0.82	0.45	1.84	102,305	0.18	20221025	COMPUTER-SOFTWARE
	COMPUTER-STORAGE DEVICES																			
	Western Digital	8	WDC	33.36	0.00	1.55	-0.61	1	1.44	1.98	1	0.40	1.67	1.53	1.52	2.24	10,593	0.13	20221027	COMPUTER-STORAGE DEVICES
	ELEC MANUF SVS (EMS)																			
	Plexus Corp	8	PLXS	90.38	0.00	-1.25	1.67	13	-0.53	-0.77	8	1.12	-0.45	-0.44	-0.45	-0.46	2,505	2.17	20221026	ELEC MANUF SVS (EMS)
	ELEC PRODUCTS-MISC																			
	Kla Corp	8	KLAC	271.96	1.91	0.29	-0.88	6	1.44	-0.49	5	-1.57	0.63	0.25	1.52	-0.39	38,566	0.04	20221026	ELEC PRODUCTS-MISC
	Flex Ltd	8	FLEX	17.48	0.00	-0.31	0.02	9	-0.53	0.04	2	1.21	0.26	0.61	-0.45	0.99	7,972	0.38	20221026	ELEC PRODUCTS-MISC
	ELEC TEST EQUIPMENT																			
	Natl Instrs Cp	8	NATI	39.27	2.85	1.36	1.23	2	-0.53	1.56	4	1.48	0.00	-0.49	-0.45	1.91	5,151	0.82	20221027	ELEC TEST EQUIPMENT
	Teradyne Inc	8	TER	73.18	0.60	0.39	-0.28	6	1.74	-0.49	3	0.76	0.66	-0.17	1.82	0.00	11,473	0.19	20221025	ELEC TEST EQUIPMENT
	ELEC-CONNECTORS																			
	Amphenol Corp-A	8	APH	70.09	1.14	-0.07	0.08	8	-0.83	1.06	2	1.21	0.25	0.63	-0.76	1.51	41,692	0.17	20221026	ELEC-CONNECTORS
	ELEC-SEMICONDUCTORS																			
	Impinj Inc	8	PI	78.84	0.00	1.31	-0.15	2	1.29	1.98	3	0.13	0.13	-2.15	1.36	2.24	2,018	1.21	20221026	ELEC-SEMICONDUCTORS
	Formfactor Inc	8	FORM	25.34	0.00	0.39	-0.28	6	1.44	-0.49	3	0.76	0.56	-0.13	1.52	0.00	1,955	1.73	20221026	ELEC-SEMICONDUCTORS
	Allegro Micro	8	ALGM	20.92	0.00	0.36	-0.39	6	-0.08	-0.49	3	0.13	-0.26	-0.65	0.00	0.00	4,001	2.06	20221027	ELEC-SEMICONDUCTORS
	Ase Tech Hldg	8	ASX	4.82	7.24	0.34	-1.23	6	1.44	0.11	1	-0.31	1.20	1.22	1.52	0.53	10,507	0.46	20221027	ELEC-SEMICONDUCTORS
	Utd Microelectr	8	UMC	5.87	0.00	-0.66	-1.12	10	1.44	-0.84	5	-1.57	0.77	0.43	1.52	-0.07	14,585	0.40	20221026	ELEC-SEMICONDUCTORS
	ELECTRONIC PARTS DISTRIB																			
	Avnet	8	AVT	38.50	3.01	-0.63	-1.11	10	1.74	-1.33	5	-0.94	0.93	0.94	1.82	-0.86	3,584	0.81	20221026	ELECTRONIC PARTS DISTRIB
	ELECTRONICS-MANUFACTURING MACH																			
	Entegris Inc	8	ENTG	76.50	0.52	0.31	-1.50	6	1.74	-0.45	1	-1.03	0.82	0.24	1.82	0.00	11,396	0.18	20221025	ELECTRONICS-MANUFACTURING MACH
	FINANCIAL TRANSACTION SERVICES																			
	Mastercard Inc	8	MA	297.76	0.66	0.39	-0.28	6	1.74	-0.24	3	0.76	0.49	-0.60	1.82	0.00	287,748	0.03	20221027	FINANCIAL TRANSACTION SERVICES
	Wex Inc	8	WEX	138.84	0.00	0.31	-1.50	6	-0.08	-0.35	1	-1.03	0.39	0.98	0.00	0.00	6,133	0.41	20221027	FINANCIAL TRANSACTION SERVICES
	Visa Inc-A	8	V	186.41	0.80	0.31	0.18	6	-0.08	-0.28	7	-1.12	-0.25	-0.42	0.00	-0.39	352,392	0.02	20221025	FINANCIAL TRANSACTION SERVICES
	Fiserv Inc	8	FISV	96.23	0.00	-1.04	-0.16	12	-0.83	-0.28	2	0.67	0.07	0.95	-0.76	0.00	61,547	0.07	20221027	FINANCIAL TRANSACTION SERVICES
	Evertec Inc	8	EVTC	33.38	0.60	-2.01	0.64	16	-1.44	-0.77	6	0.13	-0.30	0.84	-1.36	-0.46	2,229	1.78	20221026	FINANCIAL TRANSACTION SERVICES
	INTERNET CONTENT																			
	Perion Network	8	PERI	22.87	0.00	1.59	0.50	1	-0.23	1.98	2	1.21	0.60	0.44	-0.15	2.43	1,016	2.60	20221025	INTERNET CONTENT
	INTERNET SERVICES - DELIVERY																			
	Makemytrip Ltd	8	MMYT	28.56	0.00	1.36	1.23	2	-0.53	1.98	4	1.48	0.08	-0.46	-0.45	2.24	3,007	2.97	20221025	INTERNET SERVICES - DELIVERY
	INTERNET SOFTWARE																			
	Calix Inc	8	CALX	60.39	0.00	1.60	1.29	1	-0.23	1.98	4	1.48	-0.06	-1.12	-0.15	2.24	3,940	0.71	20221024	INTERNET SOFTWARE
	Aspen Tech Inc	8	AZPN	248.89	0.00	1.60	1.29	1	-0.23	1.94	4	1.48	-0.36	-1.86	-0.15	2.24	16,135	0.43	20221026	INTERNET SOFTWARE
	Tenable Holdngs	8	TENB	32.51	0.00	1.59	0.14	1	1.74	1.94	3	1.30	0.91	-0.67	1.82	2.24	3,630	0.78	20221025	INTERNET SOFTWARE
	Qualtrics Intl	8	XM	10.56	0.00	1.14	1.02	3	-0.38	1.03	4	1.84	0.18	-0.16	-0.30	1.84	6,138	1.56	20221024	INTERNET SOFTWARE

Date: 10-19-2022

Stocks are grouped by INDUSTRY WITHIN SECTORS and sorted from most to least attractive based on integrated Polaris Score = iPSCORE (see "Report Headings" tab).

SECTOR CODES: 1-Energy, 2-Materials, 3-Industrials, 4-Consumer Discretionary, 5-Consumer Staples, 6-Healthcare

SECTOR CODES: 7-Financials, 8-Information Technology, 9-Communication Services, 10-Utilities, 11-Real Estate

	COMPANY	SECTOR	TICKER	PRICE	YIELD	iPSCORE	Behavioral Preference Factor	ABSOLUTE-SCALE METRICS			RELATIVE-SCALE METRICS					MKT CAP \$millions	DAYS2TR	EPS REPORT DATE	INDUSTRY GROUP	
								ABS DCOORD	TECH OUTLK	FUNDA OUTLK	REL DCOORD	rPSCORE	VCAVG	VSCORE	TSCORE					CSCORE
	F5 Inc	8	FFIV	142.40	0.00	1.05	-1.05	3	1.74	1.06	1	-0.31	1.13	0.09	1.82	1.84	8,482	0.34	20221025	INTERNET SOFTWARE
	Appfolio Inc-A	8	APPF	102.21	0.00	0.36	-0.39	6	-0.08	-0.06	3	0.13	0.06	-0.34	0.00	0.99	3,577	1.60	20221027	INTERNET SOFTWARE
	Zendesk Inc	8	ZEN	76.73	0.00	-2.06	-0.42	16	0.08	-0.80	7	-1.12	-0.17	-0.36	0.15	-0.46	9,474	0.17	20221027	INTERNET SOFTWARE
	INTERNET SOFTWARE/SVCS																			
	Verisign Inc	8	VRSN	182.10	0.00	1.10	-0.10	3	1.44	1.03	3	0.76	0.52	-0.98	1.52	1.51	19,536	0.21	20221027	INTERNET SOFTWARE/SVCS
	IT SERVICES																			
	Roper Technolgs	8	ROP	371.43	0.67	0.39	-0.28	6	1.74	-0.03	3	0.76	0.70	-0.32	1.82	0.53	39,375	0.13	20221026	IT SERVICES
	Servicenow Inc	8	NOW	355.44	0.00	-0.61	-0.05	10	1.44	-1.23	7	-0.40	0.39	-0.11	1.52	-0.86	71,799	0.03	20221026	IT SERVICES
	NANOTECHNOLOGY																			
	Onto Innovation	8	ONTO	60.34	0.00	0.39	-0.28	6	1.44	-0.49	3	0.76	0.32	-0.71	1.52	0.00	2,998	1.32	20221027	NANOTECHNOLOGY
	OFFICE AUTOMATION & EQP																			
	Canon Inc Adr	8	CAJ	22.01	3.34	0.31	-1.50	6	-0.08	0.15	1	-1.03	0.24	0.11	0.00	0.99	23,017	1.89	20221025	OFFICE AUTOMATION & EQP
	OFFICE SUPPLIES & FORMS																			
	Xerox Holdings	8	XRX	15.28	6.54	-0.66	-1.12	10	-0.08	-1.23	5	-1.57	0.50	1.67	0.00	-0.86	2,377	0.99	20221025	OFFICE SUPPLIES & FORMS
	OUTSOURCING																			
	Exlservice Hldg	8	EXLS	166.44	0.00	1.36	1.23	2	-0.53	1.91	4	1.48	-0.28	-1.37	-0.45	2.24	5,503	0.19	20221027	OUTSOURCING
	Automatic Data	8	ADP	233.24	1.78	0.62	-0.22	5	1.29	0.64	3	0.76	0.51	-0.63	1.36	1.05	96,863	0.06	20221026	OUTSOURCING
	SEMI-ANALOG & MIXED																			
	Monolithic Pwr	8	MPWR	314.83	0.95	1.10	-0.10	3	1.74	1.10	3	0.76	0.79	-0.60	1.82	1.51	14,731	0.08	20221027	SEMI-ANALOG & MIXED
	Silicon Lab Inc	8	SLAB	120.74	0.00	1.08	-0.73	3	1.44	1.13	1	0.40	2.06	2.88	1.52	1.51	4,132	0.45	20221026	SEMI-ANALOG & MIXED
	Maxlinear Inc-A	8	MXL	30.45	0.00	-0.63	-1.11	10	1.44	-0.77	5	-0.94	0.83	0.79	1.52	-0.46	2,385	1.33	20221025	SEMI-ANALOG & MIXED
	SEMI-DISCRETES																			
	Wolfspeed Inc	8	WOLF	103.80	0.00	1.34	1.39	2	-0.53	1.56	4	1.03	-0.87	-2.68	-0.45	1.91	12,892	0.10	20221026	SEMI-DISCRETES
	SEMI-GENERAL																			
	Stmicroelectron	8	STM	31.82	0.64	1.59	0.14	1	1.74	1.56	3	1.30	0.99	-0.30	1.82	1.91	28,903	0.17	20221027	SEMI-GENERAL
	Texas Instrs	8	TXN	152.65	3.01	1.49	-1.20	1	-0.08	1.45	1	-1.03	0.41	0.06	0.00	1.91	139,477	0.03	20221025	SEMI-GENERAL
	Intel Corp	8	INTC	26.00	5.62	0.34	-1.23	6	1.44	-0.52	1	-0.31	1.42	2.04	1.52	0.00	106,756	0.02	20221027	SEMI-GENERAL
	SOLAR																			
	First Solar Inc	8	FSLR	120.21	0.00	1.33	-0.04	2	1.29	1.94	3	0.76	0.36	-1.68	1.36	2.43	12,814	0.07	20221027	SOLAR
	Enphase Energy	8	ENPH	243.19	0.00	0.63	1.21	5	-0.53	1.13	4	1.03	-0.79	-2.28	-0.45	1.51	32,942	0.03	20221025	SOLAR
	TECHNOLOGY SERVICES																			
	Spotify Tech Sa	8	SPOT	88.75	0.00	0.38	0.20	6	-0.38	-0.52	2	0.67	0.12	0.60	-0.30	0.00	17,053	0.16	20221025	TECHNOLOGY SERVICES
	Seagate Tec Hld	8	STX	52.85	5.30	0.34	-1.23	6	1.44	-0.52	1	-0.31	1.14	1.34	1.52	0.00	10,931	0.18	20221026	TECHNOLOGY SERVICES
	WIRELESS EQUIPMENT																			
	Juniper Netwrks	8	JNPR	27.37	3.07	-0.68	-1.02	10	-0.08	-0.84	5	-2.11	0.01	0.06	0.00	-0.07	8,830	0.27	20221025	WIRELESS EQUIPMENT
	Communication Svcs																			
	BROADCASTING-RADIO/TV																			
	Grupo Televisa	9	TV	5.14	1.53	1.16	-0.79	3	1.66	1.13	1	-0.02	1.55	1.88	1.16	1.78	2,874	2.23	20221028	BROADCASTING-RADIO/TV

Date: 10-19-2022

Stocks are grouped by INDUSTRY WITHIN SECTORS and sorted from most to least attractive based on integrated Polaris Score = iPSCORE (see "Report Headings" tab).

SECTOR CODES: 1-Energy, 2-Materials, 3-Industrials, 4-Consumer Discretionary, 5-Consumer Staples, 6-Healthcare

SECTOR CODES: 7-Financials, 8-Information Technology, 9-Communication Services, 10-Utilities, 11-Real Estate

	COMPANY	SECTOR	TICKER	PRICE	YIELD	iPSCORE	Behavioral Preference Factor	ABSOLUTE-SCALE METRICS			RELATIVE-SCALE METRICS					MKT CAP \$millions	DAYS2TR	EPS REPORT DATE	INDUSTRY GROUP	
								ABS DCOORD	TECH OUTLK	FUNDA OUTLK	REL DCOORD	rPSCORE	VCAVG	VSCORE	TSCORE					CSCORE
CABLE TV																				
	Charter Comm-A	9	CHTR	324.65	0.00	1.13	-1.14	3	1.37	0.64	1	-0.88	0.85	0.73	0.87	1.24	52,157	0.05	20221028	CABLE TV
	Comcast Corp A	9	CMCSA	30.39	3.55	-0.70	-0.86	10	1.37	-0.80	5	-1.74	0.52	0.45	0.87	-0.54	134,118	0.03	20221027	CABLE TV
INTERNET CONTENT																				
	Shutterstock	9	SSTK	50.00	1.92	1.13	-1.14	3	1.37	1.06	1	-0.88	0.84	0.58	0.87	1.78	1,798	1.53	20221025	INTERNET CONTENT
INTERNET SERVICES																				
	Shopify Inc	9	SHOP	28.35	0.00	-0.67	-0.80	10	1.37	-0.95	5	-0.88	0.71	0.87	0.87	-0.54	35,802	0.03	20221027	INTERNET SERVICES
	Alphabet Inc-C	9	GOOG	100.29	0.00	-0.70	-0.86	10	1.37	-0.84	5	-1.74	0.56	0.42	0.87	-0.08	1,308,183	0.01	20221025	INTERNET SERVICES
	Alphabet Inc-A	9	GOOGL	99.63	0.00	-0.70	-0.86	10	1.37	-0.84	5	-1.74	0.56	0.41	0.87	-0.08	1,299,574	0.01	20221025	INTERNET SERVICES
INTERNET SOFTWARE																				
	Twitter Inc	9	TWTR	51.83	0.00	0.42	1.24	6	-0.65	-0.52	4	0.73	-0.76	-0.55	-1.16	0.00	39,663	0.02	20221025	INTERNET SOFTWARE
	Pinterest Inc	9	PINS	23.04	0.00	-0.36	1.05	9	-0.94	-0.52	4	0.73	-0.70	-0.13	-1.45	0.00	15,517	0.09	20221027	INTERNET SOFTWARE
WIRELESS NATIONAL																				
	T-Mobile Us Inc	9	TMUS	135.74	0.00	-0.36	1.05	9	-0.51	-0.38	4	0.73	-0.77	-0.71	-1.01	0.00	170,224	0.04	20221027	WIRELESS NATIONAL
Utilities																				
SOLAR																				
	Sunnova Egy Int	10	NOVA	15.90	0.00	-2.18	2.22	15	1.01	-0.80	8	1.27	-0.95	-0.89	-0.47	-1.53	1,823	0.48	20221026	SOLAR
UTILITY-ELECTRIC POWER																				
	Cms Energy	10	CMS	55.63	3.31	1.11	-0.77	1	1.79	1.45	1	0.58	0.83	1.31	0.31	0.38	16,144	0.22	20221027	UTILITY-ELECTRIC POWER
	Firstenergy Cp	10	FE	36.92	4.23	1.11	-0.77	1	1.79	1.49	1	0.58	0.73	0.98	0.31	0.64	21,096	0.16	20221025	UTILITY-ELECTRIC POWER
	Pg&E Corp	10	PCG	13.96	0.00	0.65	1.80	3	-0.23	0.61	6	0.97	-0.19	0.70	-1.71	-0.45	34,417	0.03	20221027	UTILITY-ELECTRIC POWER
	Portland Gen El	10	POR	43.72	4.14	-0.13	-0.70	6	1.79	-0.24	5	-1.00	-0.20	0.19	0.31	-1.47	3,902	0.70	20221025	UTILITY-ELECTRIC POWER
	Nextera Energy	10	NEE	73.64	2.31	-0.54	2.61	8	0.54	0.64	8	0.68	-1.35	-2.01	-0.93	-0.45	144,686	0.04	20221028	UTILITY-ELECTRIC POWER
	Southern Co	10	SO	64.69	4.20	-0.56	0.09	8	1.01	1.03	4	0.28	-0.39	-0.54	-0.47	0.00	68,766	0.09	20221027	UTILITY-ELECTRIC POWER
	Dte Energy Co	10	DTE	108.63	3.26	-1.05	-0.93	10	1.79	-0.66	5	-0.21	0.30	1.40	0.31	-1.92	21,046	0.12	20221027	UTILITY-ELECTRIC POWER
	Xcel Energy Inc	10	XEL	61.10	3.19	-1.08	-1.00	10	1.48	-1.12	5	-1.00	-0.04	1.06	0.00	-2.30	33,421	0.11	20221027	UTILITY-ELECTRIC POWER
	Fortis Inc	10	FTS	37.35	4.41	-1.11	-0.94	10	1.48	-0.84	5	-1.69	-0.38	0.21	0.00	-1.92	17,940	0.67	20221028	UTILITY-ELECTRIC POWER
	Northwestern Cp	10	NWE	51.66	4.88	-1.11	-0.94	10	1.48	-0.70	5	-1.69	-0.43	0.11	0.00	-1.92	2,901	0.95	20221024	UTILITY-ELECTRIC POWER
	Amer Elec Pwr	10	AEP	85.90	3.63	-1.48	1.12	12	1.01	-0.24	6	0.97	-0.11	0.52	-0.47	-1.02	44,130	0.08	20221027	UTILITY-ELECTRIC POWER
	Avangrid Inc	10	AGR	39.67	4.44	-2.18	2.22	15	0.54	-0.70	8	1.27	-0.92	-0.42	-0.93	-1.92	15,337	0.76	20221025	UTILITY-ELECTRIC POWER
UTILITY-WATER SUPPLY																				
	Sjw Corp	10	SJW	63.56	2.27	1.15	0.17	1	1.79	1.87	3	1.56	0.09	-0.41	0.31	0.90	1,923	2.76	20221027	UTILITY-WATER SUPPLY
	Calif Water Svc	10	CWT	55.85	1.79	0.39	0.39	4	1.01	1.91	4	0.28	-0.60	-1.41	-0.47	0.90	3,036	1.86	20221027	UTILITY-WATER SUPPLY
Real Estate																				
BLDG PROD-WOOD																				
	Weyerhaeuser Co	11	WY	29.05	2.48	0.32	-1.70	6	1.52	-0.42	1	-0.78	0.25	0.21	0.48	0.06	21,506	0.18	20221027	BLDG PROD-WOOD
	Potlatch Corp	11	PCH	44.05	4.00	-0.67	0.82	10	-0.40	-0.84	6	-1.03	-0.58	0.06	-1.44	-0.37	3,051	0.75	20221024	BLDG PROD-WOOD
REAL ESTATE DEVELOPMENT																				

Date: 10-19-2022

Stocks are grouped by INDUSTRY WITHIN SECTORS and sorted from most to least attractive based on integrated Polaris Score = iPSCORE (see "Report Headings" tab).

SECTOR CODES: 1-Energy, 2-Materials, 3-Industrials, 4-Consumer Discretionary, 5-Consumer Staples, 6-Healthcare

SECTOR CODES: 7-Financials, 8-Information Technology, 9-Communication Services, 10-Utilities, 11-Real Estate

	COMPANY	SECTOR	TICKER	PRICE	YIELD	iPSCORE	Behavioral Preference Factor	ABSOLUTE-SCALE METRICS			RELATIVE-SCALE METRICS					MKT CAP \$millions	DAYS2TR	EPS REPORT DATE	INDUSTRY GROUP	
								ABS DCOORD	TECH OUTLK	FUNDA OUTLK	REL DCOORD	rPSCORE	VTCAVG	VSCORE	TSCORE					CSCORE
	St Joe Co	11	JOE	32.88	1.22	-0.69	-0.08	10	1.52	-1.12	7	-1.44	-0.40	-0.92	0.48	-0.75	1,937	2.94	20221026	REAL ESTATE DEVELOPMENT
REAL ESTATE OPERATIONS																				
	Firstservice Cp	11	FSV	118.81	0.68	1.15	0.73	3	-0.08	1.13	2	1.20	0.13	0.00	-1.12	1.50	5,251	2.48	20221026	REAL ESTATE OPERATIONS
	Cbre Group Inc	11	CBRE	67.83	0.00	0.41	1.30	6	-0.40	0.04	4	1.12	-0.39	-0.28	-1.44	0.56	21,785	0.20	20221027	REAL ESTATE OPERATIONS
	Newmark Group	11	NMRK	8.45	1.42	-0.66	-1.97	10	1.52	-0.80	1	-0.78	0.53	1.10	0.48	0.00	1,513	2.99	20221028	REAL ESTATE OPERATIONS
REIT-EQTY TRUST - OTHER																				
	Eastgroup Pptys	11	EGP	142.19	3.52	1.62	0.03	1	1.84	1.45	3	0.87	0.55	-1.04	0.80	1.87	6,195	0.51	20221025	REIT-EQTY TRUST - OTHER
	Cubesmart	11	CUBE	38.61	4.45	1.62	0.03	1	1.52	1.49	3	0.87	0.47	-0.96	0.48	1.87	8,666	0.46	20221027	REIT-EQTY TRUST - OTHER
	Equity Commonwl	11	EQC	24.98	0.00	1.12	1.61	3	-0.08	1.13	4	0.62	-0.76	-2.98	-1.12	1.81	2,779	0.92	20221025	REIT-EQTY TRUST - OTHER
	Ltc Properties	11	LTC	38.07	5.99	0.65	1.36	5	-0.56	1.06	4	1.12	-0.47	-1.30	-1.60	1.50	1,542	2.76	20221027	REIT-EQTY TRUST - OTHER
	Washington Reit	11	WRE	17.57	3.87	0.41	1.30	6	-0.08	0.15	4	1.12	-0.45	-0.79	-1.12	0.56	1,536	2.54	20221027	REIT-EQTY TRUST - OTHER
	Corp Office Pty	11	OFC	24.16	4.55	0.39	0.58	6	-0.08	-0.28	2	0.71	-0.35	0.00	-1.12	0.06	2,716	1.15	20221027	REIT-EQTY TRUST - OTHER
	Pebblebrook Htl	11	PEB	15.68	0.26	0.39	0.58	6	-0.40	-0.24	2	0.71	-0.43	0.08	-1.44	0.06	2,061	0.65	20221027	REIT-EQTY TRUST - OTHER
	Stag Industrial	11	STAG	28.19	5.18	0.38	1.41	6	-0.40	-0.35	4	0.62	-0.63	-0.50	-1.44	0.06	5,052	0.59	20221027	REIT-EQTY TRUST - OTHER
	Boston Pptys	11	BXP	71.82	5.46	0.37	-0.44	6	1.52	-0.35	3	0.29	0.04	-0.41	0.48	0.06	11,257	0.23	20221025	REIT-EQTY TRUST - OTHER
	Medical Pptys	11	MPW	11.00	10.55	0.35	-1.39	6	1.52	0.11	1	-0.12	0.69	1.04	0.48	0.56	6,589	0.12	20221027	REIT-EQTY TRUST - OTHER
	Digital Rlty Tr	11	DLR	95.21	5.13	0.34	-0.56	6	1.52	-0.35	3	-0.37	-0.15	-0.99	0.48	0.06	27,364	0.10	20221026	REIT-EQTY TRUST - OTHER
	Highwoods Pptys	11	HIW	25.43	7.86	0.32	-1.70	6	1.52	-0.31	1	-0.78	0.47	0.88	0.48	0.06	2,675	0.73	20221025	REIT-EQTY TRUST - OTHER
	Kilroy Realty	11	KRC	41.17	5.25	0.32	-1.70	6	1.52	-0.31	1	-0.78	0.36	0.54	0.48	0.06	4,812	0.49	20221025	REIT-EQTY TRUST - OTHER
	Paramount Group	11	PGRE	6.40	4.84	0.32	-0.63	6	1.52	-0.38	5	-0.78	0.29	0.70	0.48	-0.31	1,442	2.25	20221026	REIT-EQTY TRUST - OTHER
	Cousin Prop Inc	11	CUZ	22.12	5.79	0.32	-1.70	6	1.52	-0.35	1	-0.78	0.26	0.25	0.48	0.06	3,350	0.77	20221027	REIT-EQTY TRUST - OTHER
	Vici Properties	11	VICI	29.40	5.31	-0.08	1.16	8	0.56	1.03	4	1.12	-0.27	-2.13	-0.48	1.81	28,315	0.14	20221027	REIT-EQTY TRUST - OTHER
	Empire State Re	11	ESRT	6.66	2.10	-0.62	1.84	10	-0.40	-0.70	8	0.13	-0.70	-0.30	-1.44	-0.37	1,116	2.78	20221026	REIT-EQTY TRUST - OTHER
	Amer Tower Corp	11	AMT	190.99	3.08	-0.66	-0.07	10	1.52	-0.77	7	-0.87	-0.09	-0.39	0.48	-0.37	88,922	0.06	20221027	REIT-EQTY TRUST - OTHER
	Alexandria Real	11	ARE	130.59	3.61	-0.69	-0.85	10	1.52	-0.70	5	-1.36	0.06	0.09	0.48	-0.37	21,308	0.21	20221024	REIT-EQTY TRUST - OTHER
	Netstreit Corp	11	NTST	17.68	4.52	-0.73	-0.09	10	1.52	-1.19	7	-2.35	-0.84	-2.25	0.48	-0.75	890	1.87	20221027	REIT-EQTY TRUST - OTHER
	Gaming And Leis	11	GLPI	45.54	6.19	-1.94	-0.42	15	1.04	-1.19	7	-1.94	-0.66	-1.23	0.00	-0.75	11,635	0.32	20221027	REIT-EQTY TRUST - OTHER
REIT-EQTY TRUST - RESID																				
	Equity Resident	11	EQR	63.63	3.93	1.64	0.15	1	1.52	1.91	3	1.37	0.66	-0.68	0.48	2.18	23,932	0.20	20221025	REIT-EQTY TRUST - RESID
	Camden Ppty Tr	11	CPT	112.73	3.34	1.15	0.02	3	1.84	1.06	3	1.37	0.66	-0.65	0.80	1.81	12,009	0.24	20221027	REIT-EQTY TRUST - RESID
	Udr Inc	11	UDR	38.86	3.91	1.15	0.02	3	1.52	1.06	3	1.37	0.62	-0.42	0.48	1.81	12,627	0.23	20221026	REIT-EQTY TRUST - RESID
	Invitation Home	11	INVH	32.50	2.71	1.14	1.50	3	-0.08	1.03	4	1.12	-0.28	-1.54	-1.12	1.81	19,837	0.16	20221026	REIT-EQTY TRUST - RESID
	Essex Ppty Tr	11	ESS	227.12	3.87	1.13	-0.11	3	1.84	1.06	3	0.87	0.49	-0.83	0.80	1.50	14,791	0.22	20221026	REIT-EQTY TRUST - RESID
	Indep Realty Tr	11	IRT	15.55	3.60	1.13	-0.11	3	1.52	1.06	3	0.87	0.39	-0.82	0.48	1.50	3,453	0.66	20221026	REIT-EQTY TRUST - RESID
	Mid-Amer Apt Cm	11	MAA	147.61	3.39	1.13	-0.11	3	1.52	1.06	3	0.87	0.33	-1.29	0.48	1.81	17,040	0.19	20221026	REIT-EQTY TRUST - RESID
	Sun Cmnty Inc	11	SUI	121.30	2.90	0.37	-0.44	6	1.52	-0.38	3	0.29	0.13	-0.15	0.48	0.06	14,959	0.22	20221024	REIT-EQTY TRUST - RESID
	Apartment Reit	11	AIRC	36.83	4.89	0.32	-1.70	6	1.52	-0.28	1	-0.78	0.29	0.34	0.48	0.06	5,679	0.66	20221027	REIT-EQTY TRUST - RESID
REIT-EQTY TRUST - RETAIL																				

Date: 10-19-2022

Stocks are grouped by INDUSTRY WITHIN SECTORS and sorted from most to least attractive based on integrated Polaris Score = iPScore (see "Report Headings" tab).

SECTOR CODES: 1-Energy, 2-Materials, 3-Industrials, 4-Consumer Discretionary, 5-Consumer Staples, 6-Healthcare

SECTOR CODES: 7-Financials, 8-Information Technology, 9-Communication Services, 10-Utilities, 11-Real Estate

	COMPANY	SECTOR	TICKER	PRICE	YIELD	iPScore	Behavioral Preference Factor	ABSOLUTE-SCALE METRICS			RELATIVE-SCALE METRICS					MKT CAP \$millions	DAYS2TR	EPS REPORT DATE	INDUSTRY GROUP	
								ABS DCOORD	TECH OUTLK	FUNDA OUTLK	REL DCOORD	rPScore	VCAVG	VSCORE	TSCORE					CSCORE
	Kimco Realty Co	11	KIM	19.10	4.61	1.65	0.81	1	-0.40	1.45	2	1.61	0.46	0.94	-1.44	1.87	11,813	0.25	20221027	REIT-EQTY TRUST - RETAIL
	Site Centers Cp	11	SITC	11.28	4.61	1.13	-0.11	3	1.84	0.61	3	0.87	0.53	-0.27	0.80	1.06	2,414	1.23	20221025	REIT-EQTY TRUST - RETAIL
	Amer Assets Tr	11	AAT	25.62	5.00	1.08	-1.19	3	1.52	0.64	1	-0.12	0.65	0.40	0.48	1.06	1,551	2.96	20221025	REIT-EQTY TRUST - RETAIL
	Retail Oppurtun	11	ROIC	13.62	4.41	0.38	1.41	6	-0.40	-0.35	4	0.62	-0.53	-0.22	-1.44	0.06	1,696	1.45	20221025	REIT-EQTY TRUST - RETAIL
	Essential Pptys	11	EPRT	19.17	5.63	0.38	1.41	6	-0.08	0.04	4	0.62	-0.70	-1.53	-1.12	0.56	2,562	1.30	20221027	REIT-EQTY TRUST - RETAIL
	Acadia Rlty Tr	11	AKR	13.03	5.53	-0.66	-0.90	10	1.84	-1.23	5	-0.78	0.51	1.49	0.80	-0.75	1,237	2.60	20221025	REIT-EQTY TRUST - RETAIL

Date: 10-19-2022

Cross Sector Analysis - Stocks are ranked from most to least attractive **INDEPENDENT OF SECTOR GROUPING**

SECTOR CODES: 1-Energy, 2-Materials, 3-Industrials, 4-Consumer Discretionary, 5-Consumer Staples, 6-Healthcare

SECTOR CODES: 7-Financials, 8-Information Technology, 9-Communication Services, 10-Utilities, 11-Real Estate

COMPANY	SECTOR	TICKER	PRICE	YIELD	XSEC IPSCORE	Behavioral Preference Factor	ABSOLUTE-SCALE METRICS			RELATIVE-SCALE METRICS					MKT CAP \$millions	DAYS2TR	EPS REPORT DATE	INDUSTRY GROUP	
							ABS DCOORD	TECH OUTLK	FUNDA OUTLK	REL DCOORD	rPScore	VTCAVG	VSCORE	TSCORE					CSCORE
Perion Network	8	PERI	22.87	0.00	1.61	1.14	1	-0.22	1.98	4	1.30	0.65	-0.02	-0.15	1.96	1,016	2.60	20221025	INTERNET CONTENT
Calix Inc	8	CALX	60.39	0.00	1.61	1.42	1	-0.22	1.98	4	1.30	0.56	-0.31	-0.15	1.96	3,940	0.71	20221024	INTERNET SOFTWARE
Archer Daniels	5	ADM	88.35	1.81	1.61	1.55	1	-0.22	1.91	4	1.30	0.54	-0.37	-0.15	1.96	49,526	0.11	20221025	AGRICULTURAL OPERATIONS
Ameris Bancorp	7	ABCB	49.71	1.21	1.61	1.54	1	-0.22	1.49	4	1.30	0.50	-0.21	-0.15	1.70	3,448	1.49	20221027	BANKS-SOUTHEAST
Aspen Tech Inc	8	AZPN	248.89	0.00	1.61	1.42	1	-0.22	1.94	4	1.30	0.49	-0.54	-0.15	1.96	16,135	0.43	20221026	INTERNET SOFTWARE
Ares Cap Cp	7	ARCC	17.87	9.63	1.61	1.54	1	-0.37	1.94	4	1.30	0.47	-0.44	-0.30	1.96	8,868	0.45	20221025	FINANCE-SBIC & COMMRCL
Exxon Mobil Crp	1	XOM	103.79	3.39	1.61	1.29	1	-0.22	1.52	4	1.30	0.43	-0.41	-0.15	1.70	432,559	0.01	20221028	OIL & GAS-INTL INTEGRATED
Valero Energy	1	VLO	123.96	3.16	1.61	1.29	1	-0.22	1.56	4	1.30	0.42	-0.44	-0.15	1.70	48,837	0.05	20221025	OIL REFINING & MARKETING
Chevron Corp	1	CVX	168.00	3.38	1.61	1.29	1	-0.22	1.52	4	1.30	0.40	-0.52	-0.15	1.70	330,089	0.02	20221028	OIL & GAS-INTL INTEGRATED
First Bncrp P R	7	FBP	15.75	3.05	1.61	1.54	1	-0.22	1.52	4	1.30	0.36	-0.63	-0.15	1.70	2,961	1.10	20221025	BANKS-SOUTHEAST
Utd Bankshares	7	UBSI	38.87	3.70	1.61	1.54	1	-0.22	1.91	4	1.30	0.30	-0.88	-0.15	1.76	5,232	1.04	20221025	BANKS-SOUTHEAST
Wsfs Finl Corp	7	WSFS	49.78	1.21	1.61	1.54	1	-0.67	1.56	4	1.30	0.28	-0.44	-0.59	1.70	3,152	1.65	20221024	FINANCE-SAVINGS & LOAN
Zions Bancorp	7	ZION	49.22	3.33	1.61	1.54	1	-0.37	1.49	4	1.30	0.28	-0.75	-0.30	1.70	7,406	0.37	20221024	BANKS-WEST
Old Dominion Fl	3	ODFL	260.76	0.46	1.61	1.47	1	-0.37	1.45	4	1.30	0.26	-0.52	-0.30	1.44	29,146	0.10	20221026	TRANSPORTATION-TRUCK
Eastern Bnkshrs	7	EBC	21.05	1.90	1.61	1.54	1	-0.22	1.56	4	1.30	0.25	-1.00	-0.15	1.70	3,754	1.71	20221027	BANKS-NORTHEAST
Bok Finl Corp	7	BOKF	96.89	2.19	1.61	1.54	1	-0.22	1.94	4	1.30	0.18	-1.49	-0.15	1.96	6,599	1.47	20221026	BANKS-SOUTHWEST
Agilysys Inc	8	AGYS	52.88	0.00	1.61	1.42	1	-0.22	1.45	4	1.30	0.08	-1.50	-0.15	1.70	1,324	2.79	20221025	COMPUTER-INTEGRATED SYSTEMS
Cullen Frost Bk	7	CFR	145.07	2.40	1.61	1.54	1	-0.22	1.49	4	1.30	0.04	-1.35	-0.15	1.44	9,303	0.47	20221027	BANKS-SOUTHWEST
Tenable Holdngs	8	TENB	32.51	0.00	1.59	0.33	1	1.70	1.94	3	0.79	1.23	-0.14	1.78	1.96	3,630	0.78	20221025	INTERNET SOFTWARE
Sjw Corp	10	SJW	63.56	2.27	1.59	0.42	1	1.70	1.87	3	0.79	1.20	-0.21	1.78	1.96	1,923	2.76	20221027	UTILITY-WATER SUPPLY
Providnt Fin Sv	7	PFS	20.77	4.62	1.59	0.23	1	1.70	1.94	3	0.79	1.17	-0.33	1.78	1.96	1,567	1.66	20221028	FINANCE-SAVINGS & LOAN
Eastgroup Pptys	11	EGP	142.19	3.52	1.59	0.37	1	1.70	1.45	3	0.79	1.07	-0.03	1.78	1.44	6,195	0.51	20221025	REIT-EQTY TRUST - OTHER
Arch Resources	1	ARCH	136.89	0.73	1.59	0.31	1	1.70	1.49	3	0.79	1.06	-0.07	1.78	1.44	2,540	0.32	20221027	COAL
Petrobras-Adr C	1	PBR	14.87	24.22	1.59	0.31	1	1.55	1.49	3	0.79	1.04	-0.27	1.63	1.70	96,984	0.05	20221027	EMERGING MARKETS INTEGRATED
Equity Resident	11	EQR	63.63	3.93	1.59	0.37	1	1.41	1.91	3	0.79	1.04	-0.42	1.48	1.96	23,932	0.20	20221025	REIT-EQTY TRUST - RESID
Gilead Sciences	6	GILD	66.19	4.41	1.59	0.33	1	1.55	1.49	3	0.79	1.04	-0.29	1.63	1.70	82,960	0.05	20221027	MEDICAL-BIOMED/GENETICS
Brown & Brown	7	BRO	62.90	0.65	1.59	0.36	1	1.70	1.87	3	0.79	0.96	-0.97	1.78	1.96	17,766	0.27	20221024	INSURANCE-BROKERS
Cubesmart	11	CUBE	38.61	4.45	1.59	0.37	1	1.41	1.49	3	0.79	0.94	-0.45	1.48	1.70	8,666	0.46	20221027	REIT-EQTY TRUST - OTHER
Lakeland Bancrp	7	LBAI	17.34	3.34	1.59	0.36	1	1.11	1.49	3	0.79	0.84	-0.48	1.18	1.70	1,124	1.72	20221027	BANKS-NORTHEAST
Borg Warner Inc	4	BWA	34.07	2.00	1.58	0.81	1	-0.37	1.91	2	0.71	0.78	0.54	-0.30	1.96	8,069	0.38	20221027	AUTO/TRUCK-ORIGINAL EQP
Skywest Inc	3	SKYW	17.65	0.00	1.58	0.75	1	-0.37	1.56	2	0.71	0.77	0.80	-0.30	1.70	893	2.43	20221027	TRANSPORTATION-AIRLINE
Grupo Aerop-Adr	3	ASR	215.26	3.20	1.58	0.75	1	-0.22	1.52	2	0.71	0.74	0.55	-0.15	1.70	6,458	2.25	20221024	TRANSPORTATION-SVCS
Lpl Finl Hldgs	7	LPLA	237.06	0.42	1.58	1.10	1	-0.22	1.98	2	0.71	0.72	0.06	-0.15	2.09	18,910	0.11	20221027	FINANCE-INVESTMENT BKRS
Pbf Energy Inc	1	PBF	43.50	0.00	1.58	0.47	1	-0.22	1.56	2	0.71	0.65	0.28	-0.15	1.70	5,304	0.20	20221027	OIL REFINING & MARKETING
Rollins Inc	3	ROL	36.88	1.08	1.58	1.05	1	-0.22	1.45	2	0.71	0.61	0.15	-0.15	1.70	18,160	0.61	20221026	BLDG-MAINTENANCE & SVC
Armstrong World	3	AWI	79.37	1.16	1.58	1.05	1	-0.37	1.49	2	0.71	0.59	0.24	-0.30	1.70	3,682	1.20	20221025	BLDG & CONST PROD-MISC
Emcor Group Inc	3	EME	127.84	0.47	1.58	1.05	1	-0.67	1.45	2	0.71	0.54	0.37	-0.59	1.70	6,309	0.72	20221027	BLDG-HEAVY CONST
Kimco Realty Co	11	KIM	19.10	4.61	1.58	0.82	1	-0.37	1.45	2	0.71	0.54	0.07	-0.30	1.70	11,813	0.25	20221027	REIT-EQTY TRUST - RETAIL

Date: 10-19-2022

Cross Sector Analysis - Stocks are ranked from most to least attractive **INDEPENDENT OF SECTOR GROUPING**

SECTOR CODES: 1-Energy, 2-Materials, 3-Industrials, 4-Consumer Discretionary, 5-Consumer Staples, 6-Healthcare

SECTOR CODES: 7-Financials, 8-Information Technology, 9-Communication Services, 10-Utilities, 11-Real Estate

COMPANY	SECTOR	TICKER	PRICE	YIELD	XSEC IPSCORE	Behavioral Preference Factor	ABSOLUTE-SCALE METRICS			RELATIVE-SCALE METRICS					MKT CAP \$millions	DAYS2TR	EPS REPORT DATE	INDUSTRY GROUP	
							ABS DCOORD	TECH OUTLK	FUNDA OUTLK	REL DCOORD	rPScore	VTCAVG	VSCORE	TSCORE					CSCORE
Albany Intl A	3	AIN	87.09	0.96	1.58	1.05	1	-0.22	1.52	2	0.71	0.52	0.17	-0.15	1.44	2,708	2.01	20221024	TEXTILE-MILL PRODUCTS
Valmont Inds	3	VMI	292.51	0.75	1.58	1.05	1	-0.22	1.49	2	0.71	0.52	0.16	-0.15	1.44	6,245	0.67	20221026	STEEL-PIPE & TUBES
Axos Financial	7	AX	36.70	0.00	1.56	0.23	1	-0.07	1.94	3	0.29	0.70	-0.18	0.00	2.09	2,201	2.15	20221027	FINANCE-MISC SERVICES
Kinsale Cap Grp	7	KNSL	281.13	0.18	1.56	0.23	1	1.55	1.49	3	0.29	0.64	-1.25	1.63	1.44	6,439	0.51	20221027	INSURANCE-PROP/CAS/TITLE
Gatx Corp	3	GATX	94.97	2.19	1.56	0.22	1	-0.07	1.91	3	0.29	0.54	-0.52	0.00	1.96	3,352	1.64	20221025	TRANSPORTATION-EQP & LSNG
Commnty Bk Sys	7	CBU	63.14	2.79	1.56	0.23	1	-0.07	1.52	3	0.29	0.35	-0.82	0.00	1.70	3,393	1.74	20221024	BANKS-NORTHEAST
Firstenergy Cp	10	FE	36.92	4.23	1.49	-1.58	1	1.70	1.49	1	-1.31	1.34	0.50	1.78	1.70	21,096	0.16	20221025	UTILITY-ELECTRIC POWER
Western Digital	8	WDC	33.36	0.00	1.49	-1.24	1	1.41	1.98	1	-1.31	1.32	0.44	1.48	1.96	10,593	0.13	20221027	COMPUTER-STORAGE DEVICES
Cbiz Inc	3	CBZ	46.06	0.00	1.49	-1.17	1	1.55	1.91	1	-1.31	1.31	0.25	1.63	1.96	2,369	1.84	20221027	CONSULTING
Cms Energy	10	CMS	55.63	3.31	1.49	-1.58	1	1.70	1.45	1	-1.31	1.24	0.21	1.78	1.70	16,144	0.22	20221027	UTILITY-ELECTRIC POWER
Stmicroelectron	8	STM	31.82	0.64	1.49	-1.13	1	1.70	1.56	1	-1.31	1.18	0.01	1.78	1.70	28,903	0.17	20221027	SEMI-GENERAL
Msa Safety Inc	3	MSA	116.91	1.57	1.47	-1.35	1	-0.07	1.52	1	-1.89	0.74	0.41	0.00	1.70	4,574	2.32	20221026	PROTECTION-SFTY EQ & SVC
Brunswick Corp	4	BC	67.30	2.17	1.47	-1.64	1	-0.07	1.45	1	-1.89	0.71	0.61	0.00	1.44	5,005	0.56	20221027	LEISURE & RECREATION PROD
Terex Corp	3	TEX	33.34	1.56	1.47	-1.53	1	-0.07	1.49	1	-1.89	0.62	0.32	0.00	1.44	2,260	1.48	20221027	MACHINERY-CONST/MINING
Us Silica Holdi	1	SLCA	12.66	0.00	1.47	-1.86	1	-0.07	1.56	1	-1.89	0.60	0.26	0.00	1.44	957	2.47	20221028	MINING-MISC
Texas Instrs	8	TXN	152.65	3.01	1.47	-1.48	1	-0.07	1.45	1	-1.89	0.56	0.12	0.00	1.44	139,477	0.03	20221025	SEMI-GENERAL
Chipotle Mexicn	4	CMG	1527.21	0.00	1.37	1.49	2	-0.52	1.91	4	1.30	0.46	-0.32	-0.44	1.96	42,402	0.05	20221025	RETAIL-FOOD & RESTAURANTS
Exlservice Hldg	8	EXLS	166.44	0.00	1.37	1.34	2	-0.52	1.91	4	1.30	0.46	-0.11	-0.44	1.76	5,503	0.19	20221027	OUTSOURCING
Makemytrip Ltd	8	MMYT	28.56	0.00	1.37	1.34	2	-0.52	1.98	4	1.30	0.44	-0.39	-0.44	1.96	3,007	2.97	20221025	INTERNET SERVICES - DELIVERY
Eqst Corp	1	EQT	42.21	1.42	1.37	1.90	2	-0.52	1.56	4	1.30	0.44	-0.10	-0.44	1.70	15,594	0.05	20221026	OIL & GAS-U S EXPLO & PROD
Sps Commerce	8	SPSC	121.08	0.00	1.37	1.34	2	-0.52	1.49	4	1.30	0.24	-0.43	-0.44	1.44	4,361	1.21	20221027	BUSINESS SERVICES
Wolfspeed Inc	8	WOLF	103.80	0.00	1.37	1.34	2	-0.52	1.56	4	1.30	0.21	-0.81	-0.44	1.70	12,892	0.10	20221026	SEMI-DISCRETES
Murphy Usa Inc	4	MUSA	282.18	0.45	1.35	0.28	2	1.26	1.56	3	0.79	0.99	-0.13	1.33	1.70	6,589	0.26	20221026	OIL REFINING & MARKETING
Uniqure Bv	6	QURE	18.57	0.00	1.35	0.25	2	1.26	1.56	3	0.79	0.96	-0.23	1.33	1.70	868	2.32	20221024	MEDICAL-BIOMED/GENETICS
First Solar Inc	8	FSLR	120.21	0.00	1.35	0.25	2	1.26	1.94	3	0.79	0.95	-0.58	1.33	1.96	12,814	0.07	20221027	SOLAR
Republic Svcs	3	RSG	133.98	1.48	1.35	0.26	2	1.26	1.49	3	0.79	0.93	-0.03	1.33	1.44	42,329	0.16	20221027	WASTE REMOVAL SVCS
Waste Mgmt-New	3	WM	161.50	1.61	1.35	0.26	2	1.26	1.49	3	0.79	0.91	-0.09	1.33	1.44	66,754	0.09	20221026	WASTE REMOVAL SVCS
Natl Instrs Cp	8	NATI	39.27	2.85	1.34	0.93	2	-0.52	1.56	2	0.71	0.65	0.58	-0.44	1.70	5,151	0.82	20221027	ELEC TEST EQUIPMENT
New Oriental Ed	4	EDU	22.33	0.00	1.34	0.72	2	-0.96	1.98	2	0.71	0.55	0.18	-0.89	2.15	3,795	0.68	20221026	SCHOOLS
Graphic Pkg Hld	2	GPK	21.16	1.42	1.34	1.04	2	-0.52	1.49	2	0.71	0.54	0.22	-0.44	1.70	6,514	0.48	20221025	CONTAINERS-PAPER/PLASTIC
Ilex Corp	3	IEX	204.06	1.18	1.34	0.97	2	-0.52	1.49	2	0.71	0.48	0.04	-0.44	1.70	15,402	0.24	20221025	MACHINERY-GEN INDUSTRIAL
Magellan Mdstrm	1	MMP	49.91	8.31	1.34	1.32	2	-0.52	1.49	2	0.71	0.47	0.29	-0.44	1.44	10,366	0.51	20221027	OIL/GAS PROD PIPELINE MLP
Impinj Inc	8	PI	78.84	0.00	1.32	0.13	2	1.26	1.98	3	0.29	0.60	-1.67	1.33	1.96	2,018	1.21	20221026	ELEC-SEMICONDUCTORS
Argenx Se-Adr	6	ARGX	360.81	0.00	1.32	0.13	2	1.26	1.56	3	0.29	0.53	-1.28	1.33	1.44	19,867	0.31	20221027	MEDICAL-BIOMED/GENETICS
Grainger W W	3	GWW	521.13	1.32	1.25	-1.25	2	1.26	1.94	1	-1.31	1.22	0.28	1.33	1.96	26,511	0.14	20221028	INDUSTRIAL SERVICES
Paccar Inc	3	PCAR	90.74	1.50	1.13	1.01	3	-0.22	1.06	4	1.30	0.42	-0.09	-0.15	1.37	31,549	0.16	20221025	AUTO MFRS-DOMESTIC
Deckers Outdoor	4	DECK	354.55	0.00	1.13	1.40	3	-0.22	1.03	4	1.30	0.38	-0.20	-0.15	1.37	9,407	0.19	20221027	SHOES & REL APPAREL

Date: 10-19-2022

Cross Sector Analysis - Stocks are ranked from most to least attractive **INDEPENDENT OF SECTOR GROUPING**

SECTOR CODES: 1-Energy, 2-Materials, 3-Industrials, 4-Consumer Discretionary, 5-Consumer Staples, 6-Healthcare

SECTOR CODES: 7-Financials, 8-Information Technology, 9-Communication Services, 10-Utilities, 11-Real Estate

COMPANY	SECTOR	TICKER	PRICE	YIELD	XSEC IPSCORE	Behavioral Preference Factor	ABSOLUTE-SCALE METRICS			RELATIVE-SCALE METRICS					MKT CAP \$millions	DAYS2TR	EPS REPORT DATE	INDUSTRY GROUP	
							ABS DCOORD	TECH OUTLK	FUNDA OUTLK	REL DCOORD	rPScore	VTCAVG	VSCORE	TSCORE					CSCORE
Costamare Inc	3	CMRE	9.46	4.86	1.13	1.01	3	-0.37	1.06	4	1.30	0.29	-0.34	-0.30	1.37	1,150	2.93	20221026	TRANSPORTATION-SHIP
Arch Cap Gp Ltd	7	ACGL	48.72	0.00	1.13	1.36	3	-0.22	1.10	4	1.30	0.28	-0.51	-0.15	1.37	17,984	0.24	20221026	INSURANCE-PROP/CAS/TITLE
Armour Res Reit	7	ARR	4.79	25.05	1.13	1.36	3	-0.37	1.10	4	1.30	0.28	-0.37	-0.30	1.37	549	0.82	20221026	REIT-MORTGAGE TRUST
Flagstar Bancp	7	FBC	32.22	0.74	1.13	1.05	3	-0.37	1.06	4	1.30	0.28	0.00	-0.30	1.04	1,715	1.15	20221026	FINANCE-SAVINGS & LOAN
Berkley (Wr) Cp	7	WRB	71.46	0.56	1.13	1.36	3	-0.22	1.06	4	1.30	0.25	-0.62	-0.15	1.37	18,956	0.28	20221024	INSURANCE-PROP/CAS/TITLE
Petrobras-Adr P	1	PBR.A	13.43	26.82	1.13	0.82	3	-0.22	0.61	4	1.30	0.24	-0.20	-0.15	0.98	87,592	0.11	20221027	EMERGING MARKETS INTEGRATED
First Ctzns-Nca	7	FCNCA	867.09	0.22	1.13	1.36	3	-0.22	1.10	4	1.30	0.24	-0.94	-0.15	1.63	13,876	0.21	20221027	BANKS-SOUTHEAST
Prosperity Bcsh	7	PB	74.07	2.81	1.13	1.36	3	-0.22	1.10	4	1.30	0.19	-0.79	-0.15	1.37	6,828	0.69	20221026	BANKS-SOUTHWEST
Globe Life Inc	7	GL	112.56	0.74	1.13	1.36	3	-0.22	1.06	4	1.30	0.19	-0.81	-0.15	1.37	10,968	0.38	20221026	FINANCE-MISC SERVICES
Old Natl Bcp	7	ONB	18.25	3.07	1.13	1.36	3	-0.67	1.10	4	1.30	0.10	-0.63	-0.59	1.37	5,345	0.75	20221025	BANKS-MIDWEST
Northwest Bncsh	7	NWBI	14.23	5.62	1.13	1.36	3	-0.22	1.13	4	1.30	-0.02	-1.44	-0.15	1.37	1,805	1.96	20221024	FINANCE-SAVINGS & LOAN
First Intst Mt	7	FIBK	43.75	3.75	1.13	1.36	3	-0.22	1.10	4	1.30	-0.15	-1.87	-0.15	1.37	4,673	0.92	20221025	BANKS-MIDWEST
Bunge Ltd	5	BG	90.60	2.76	1.10	0.06	3	1.70	1.06	3	0.79	1.03	-0.11	1.78	1.37	13,762	0.24	20221026	AGRICULTURE/PRODUCTS
Monolithic Pwr	8	MPWR	314.83	0.95	1.10	0.17	3	1.70	1.10	3	0.79	1.03	-0.11	1.78	1.37	14,731	0.08	20221027	SEMI-ANALOG & MIXED
Thermo Fisher	6	TMO	505.61	0.24	1.10	0.17	3	1.70	1.03	3	0.79	1.02	-0.13	1.78	1.37	198,092	0.04	20221026	MEDICAL INSTRUMENTS
Udr Inc	11	UDR	38.86	3.91	1.10	0.19	3	1.41	1.06	3	0.79	0.96	-0.02	1.48	1.37	12,627	0.23	20221026	REIT-EQTY TRUST - RESID
Camden Ppty Tr	11	CPT	112.73	3.34	1.10	0.19	3	1.70	1.06	3	0.79	0.95	-0.35	1.78	1.37	12,009	0.24	20221027	REIT-EQTY TRUST - RESID
Essex Ppty Tr	11	ESS	227.12	3.87	1.10	0.19	3	1.70	1.06	3	0.79	0.95	-0.36	1.78	1.37	14,791	0.22	20221026	REIT-EQTY TRUST - RESID
Merck & Co Inc	6	MRK	93.26	2.96	1.10	0.05	3	1.55	1.03	3	0.79	0.95	-0.21	1.63	1.37	236,254	0.03	20221027	LARGE CAP PHARMA
Bio-Rad Labs -A	6	BIO	385.23	0.00	1.10	0.05	3	1.41	1.03	3	0.79	0.93	-0.11	1.48	1.37	11,440	0.28	20221027	MEDICAL PRODUCTS
Popular Inc	7	BPOP	73.44	3.00	1.10	0.06	3	1.70	1.06	3	0.79	0.92	-0.45	1.78	1.37	5,509	0.54	20221026	BANKS-SOUTHEAST
Hsbc Holdings	7	HSBC	26.64	5.03	1.10	0.06	3	1.70	0.68	3	0.79	0.92	-0.01	1.78	0.98	108,223	0.23	20221024	BANKS-FOREIGN
Agnc Investment	7	AGNC	7.91	18.20	1.10	0.18	3	1.41	1.13	3	0.79	0.84	-0.40	1.48	1.37	4,135	0.14	20221024	REIT-MORTGAGE TRUST
Monro Muffler	4	MNRO	47.48	2.36	1.10	0.63	3	-0.22	1.10	2	0.71	0.68	0.73	-0.15	1.37	1,529	1.65	20221026	CONS SERVICES - MISC
Franklin Elec	3	FELE	87.50	0.89	1.10	0.88	3	-0.22	1.10	2	0.71	0.58	0.41	-0.15	1.37	4,051	1.85	20221025	MACHINERY-ELECTRICAL
Encore Wire Cp	3	WIRE	128.46	0.06	1.10	0.59	3	-0.22	1.13	2	0.71	0.57	0.40	-0.15	1.37	2,457	0.74	20221025	WIRE & CABLE PRODUCTS
Texas Roadhouse	4	TXRH	95.91	1.92	1.10	0.95	3	-0.22	1.06	2	0.71	0.57	0.39	-0.15	1.37	6,538	0.28	20221027	RETAIL-FOOD & RESTAURANTS
Timken Co	3	TKR	66.29	1.87	1.10	0.59	3	-0.22	1.10	2	0.71	0.56	0.35	-0.15	1.37	4,869	0.60	20221026	METAL PROC & FABRICATION
World Fuel Svcs	1	INT	26.43	2.12	1.10	0.48	3	-0.22	1.10	2	0.71	0.54	0.30	-0.15	1.37	1,636	2.34	20221027	OIL REFINING & MARKETING
Genl Dynamics	3	GD	239.37	2.11	1.10	0.88	3	-0.22	1.03	2	0.71	0.52	0.23	-0.15	1.37	65,646	0.11	20221026	AEROSPACE/DEFENSE
Technipfmc Plc	1	FTI	9.93	0.00	1.10	0.48	3	-0.22	1.13	2	0.71	0.45	0.01	-0.15	1.37	4,490	0.31	20221026	OIL & GAS-FIELD SERVICES
Qualtrics Intl	8	XM	10.56	0.00	1.10	0.85	3	-0.37	1.03	2	0.71	0.41	0.05	-0.30	1.37	6,138	1.56	20221024	INTERNET SOFTWARE
Pg&E Corp	10	PCG	13.96	0.00	1.10	2.54	3	-0.22	0.61	2	0.71	0.38	0.24	-0.15	0.98	34,417	0.03	20221027	UTILITY-ELECTRIC POWER
Site Centers Cp	11	SITC	11.28	4.61	1.08	0.05	3	1.70	0.61	3	0.29	0.81	-0.34	1.78	0.98	2,414	1.23	20221025	REIT-EQTY TRUST - RETAIL
Molina Hlthcr	6	MOH	353.21	0.00	1.08	0.05	3	1.55	0.64	3	0.29	0.81	-0.20	1.63	0.98	20,522	0.18	20221026	MEDICAL-HLTH MAINT ORG
Indep Realty Tr	11	IRT	15.55	3.60	1.08	0.05	3	1.41	1.06	3	0.29	0.73	-0.73	1.48	1.37	3,453	0.66	20221026	REIT-EQTY TRUST - RESID
Hess Midstream	1	HESM	27.16	8.19	1.08	-0.18	3	1.41	1.03	3	0.29	0.72	-0.41	1.48	1.04	1,195	2.04	20221026	E&P MLP

Date: 10-19-2022

Cross Sector Analysis - Stocks are ranked from most to least attractive **INDEPENDENT OF SECTOR GROUPING**

SECTOR CODES: 1-Energy, 2-Materials, 3-Industrials, 4-Consumer Discretionary, 5-Consumer Staples, 6-Healthcare

SECTOR CODES: 7-Financials, 8-Information Technology, 9-Communication Services, 10-Utilities, 11-Real Estate

COMPANY	SECTOR	TICKER	PRICE	YIELD	XSEC IPSCORE	Behavioral Preference Factor	ABSOLUTE-SCALE METRICS			RELATIVE-SCALE METRICS					MKT CAP \$millions	DAYS2TR	EPS REPORT DATE	INDUSTRY GROUP	
							ABS DCOORD	TECH OUTLK	FUNDA OUTLK	REL DCOORD	rPScore	VTCAVG	VSCORE	TSCORE					CSCORE
Apple Inc	8	AAPL	143.86	0.64	1.08	0.05	3	1.70	1.03	3	0.29	0.71	-1.10	1.78	1.37	2,311,939	0.00	20221027	COMPUTER-MINI
Mid-Amer Apt Cm	11	MAA	147.61	3.39	1.08	0.05	3	1.41	1.06	3	0.29	0.69	-0.85	1.48	1.37	17,040	0.19	20221026	REIT-EQTY TRUST - RESID
Blackstone Mrtg	7	BXMT	22.97	10.80	1.08	0.05	3	1.41	0.68	3	0.29	0.64	-0.13	1.48	0.59	3,912	0.35	20221026	REIT-MORTGAGE TRUST
South State Cp	7	SSB	88.39	2.26	1.08	0.05	3	1.55	0.68	3	0.29	0.63	-0.77	1.63	0.98	6,688	0.83	20221024	BANKS-SOUTHEAST
Kkr Re Fin Trst	7	KREF	17.23	9.98	1.08	0.05	3	1.41	0.64	3	0.29	0.48	-0.64	1.48	0.59	1,193	1.99	20221024	REIT-MORTGAGE TRUST
Seacoast Bkng A	7	SBCF	31.97	2.13	1.08	0.05	3	-0.07	1.06	3	0.29	0.46	-0.12	0.00	1.37	1,963	2.75	20221027	BANKS-SOUTHEAST
Msci Inc-A	7	MSCI	398.79	1.25	1.08	0.05	3	-0.07	1.06	3	0.29	0.34	-0.12	0.00	1.04	32,104	0.15	20221025	BUSINESS SOFTWARE SVCS/BPO
Asbury Auto Grp	4	ABG	147.48	0.00	1.08	0.05	3	-0.07	1.03	3	0.29	0.33	-0.15	0.00	1.04	3,264	0.74	20221027	RETAIL/WHOLESALE AUTO/TRUCK
Coursera Inc	4	COUR	11.64	0.00	1.08	0.05	3	-0.07	0.64	3	0.29	0.32	-0.10	0.00	0.98	1,697	2.80	20221026	TECHNOLOGY SERVICES
Valley Natl Bcp	7	VLV	11.57	3.80	1.08	0.05	3	-0.07	1.10	3	0.29	0.29	-0.27	0.00	1.04	5,858	0.97	20221027	BANKS-NORTHEAST
Equity Commonwl	11	EQC	24.98	0.00	1.08	0.63	3	-0.07	1.13	3	0.29	0.26	-0.73	0.00	1.37	2,779	0.92	20221025	REIT-EQTY TRUST - OTHER
Invitation Home	11	INVH	32.50	2.71	1.08	0.63	3	-0.07	1.03	3	0.29	0.18	-0.99	0.00	1.37	19,837	0.16	20221026	REIT-EQTY TRUST - RESID
Umb Finl Corp	7	UMBF	90.33	1.64	1.08	0.05	3	-0.07	1.10	3	0.29	0.09	-0.89	0.00	1.04	4,364	1.75	20221025	BANKS-MIDWEST
Apollo Commercl	7	ARI	9.33	15.01	1.08	0.05	3	-0.07	0.64	3	0.29	-0.01	-0.70	0.00	0.59	1,312	1.44	20221024	REIT-MORTGAGE TRUST
Geo Grp Inc/The	3	GEO	8.63	0.00	1.01	-1.46	3	1.55	1.06	1	-1.31	1.58	1.78	1.63	1.37	1,071	1.85	20221027	REIT-EQTY TRUST - OTHER
Silicon Lab Inc	8	SLAB	120.74	0.00	1.01	-1.41	3	1.41	1.13	1	-1.31	1.28	0.99	1.48	1.37	4,132	0.45	20221026	SEMI-ANALOG & MIXED
Grupo Televisa	9	TV	5.14	1.53	1.01	-1.41	3	1.70	1.13	1	-1.31	1.27	0.66	1.78	1.37	2,874	2.23	20221028	BROADCASTING-RADIO/TV
F5 Inc	8	FFIV	142.40	0.00	1.01	-1.41	3	1.70	1.06	1	-1.31	1.27	0.64	1.78	1.37	8,482	0.34	20221025	INTERNET SOFTWARE
Chefs Warehouse	5	CHEF	30.87	0.00	1.01	-1.41	3	1.41	1.10	1	-1.31	1.16	0.60	1.48	1.37	1,181	2.13	20221026	FOOD-MISC/DIVERSIFIED
Quantumscape Cp	4	QS	7.92	0.00	1.01	-1.56	3	1.41	1.10	1	-1.31	1.14	0.53	1.48	1.37	3,427	0.53	20221026	AUTO/TRUCK-ORIGINAL EQP
Vertex Pharm	6	VRTX	292.02	0.00	1.01	-1.30	3	1.55	1.06	1	-1.31	1.13	0.36	1.63	1.37	74,891	0.07	20221027	MEDICAL-BIOMED/GENETICS
Perficient Inc	8	PRFT	65.32	0.00	1.01	-1.41	3	1.41	1.03	1	-1.31	1.10	0.43	1.48	1.37	2,260	1.49	20221027	COMPUTER-SERVICES
Laboratory Cp	6	LH	208.82	1.38	1.01	-1.41	3	1.41	1.03	1	-1.31	1.09	0.40	1.48	1.37	19,358	0.20	20221027	MEDICAL/DENTAL-SUPPLIES
Shutterstock	9	SSTK	50.00	1.92	1.01	-1.41	3	1.41	1.06	1	-1.31	1.09	0.37	1.48	1.37	1,798	1.53	20221025	INTERNET CONTENT
Carrier Global	3	CARR	34.89	1.72	1.01	-1.46	3	1.70	1.06	1	-1.31	1.07	0.02	1.78	1.37	29,363	0.14	20221027	ELEC PRODUCTS-MISC
Charter Comm-A	9	CHTR	324.65	0.00	1.01	-1.41	3	1.41	0.64	1	-1.31	1.05	0.69	1.48	0.98	52,157	0.05	20221028	CABLE TV
Triton Intl Ltd	3	TRTN	58.16	4.47	1.01	-1.46	3	1.41	1.10	1	-1.31	1.00	0.12	1.48	1.37	3,607	0.69	20221025	TRANSPORTATION-EQP & LSNG
Verisign Inc	8	VRSN	182.10	0.00	1.01	-1.29	3	1.41	1.03	1	-1.31	1.00	0.11	1.48	1.37	19,536	0.21	20221027	INTERNET SOFTWARE/SVCS
Amer Assets Tr	11	AAT	25.62	5.00	1.01	-1.57	3	1.41	0.64	1	-1.31	0.90	0.23	1.48	0.98	1,551	2.96	20221025	REIT-EQTY TRUST - RETAIL
Trinet Group	3	TNET	74.71	0.00	0.98	-1.70	3	-0.07	1.06	1	-1.89	0.67	0.57	0.00	1.37	4,641	1.80	20221025	OUTSOURCING
Owens Corning	3	OC	83.99	1.67	0.98	-1.70	3	-0.07	1.10	1	-1.89	0.59	0.29	0.00	1.37	8,083	0.25	20221026	BLDG & CONST PROD-MISC
Firstservice Cp	11	FSV	118.81	0.68	0.98	-1.39	3	-0.07	1.13	1	-1.89	0.57	0.23	0.00	1.37	5,251	2.48	20221026	REAL ESTATE OPERATIONS
Check Pt Softw	3	CHKP	111.85	0.00	0.98	-1.52	3	-0.07	1.06	1	-1.89	0.55	0.19	0.00	1.37	14,027	0.25	20221027	SECURITY
Exponent Inc	3	EXPO	89.89	1.07	0.98	-1.52	3	-0.07	1.03	1	-1.89	0.53	0.10	0.00	1.37	4,658	1.33	20221027	CONSULTING
Utd Rentals Inc	3	URI	286.85	0.00	0.98	-1.70	3	-0.07	1.10	1	-1.89	0.41	0.12	0.00	1.04	20,075	0.12	20221026	BLDG & CONST PROD-MISC
Teladoc Inc	6	TDOC	24.25	0.00	0.98	-1.65	3	-0.07	0.71	1	-1.89	0.35	0.43	0.00	0.59	3,909	0.22	20221026	MEDICAL SERVICES
Seagen Inc	6	SGEN	129.83	0.00	0.89	1.19	4	-0.81	1.91	4	1.30	0.46	-0.02	-0.74	1.96	23,945	0.24	20221027	MEDICAL-BIOMED/GENETICS

Date: 10-19-2022

Cross Sector Analysis - Stocks are ranked from most to least attractive **INDEPENDENT OF SECTOR GROUPING**

SECTOR CODES: 1-Energy, 2-Materials, 3-Industrials, 4-Consumer Discretionary, 5-Consumer Staples, 6-Healthcare

SECTOR CODES: 7-Financials, 8-Information Technology, 9-Communication Services, 10-Utilities, 11-Real Estate

COMPANY	SECTOR	TICKER	PRICE	YIELD	XSEC IPSCORE	Behavioral Preference Factor	ABSOLUTE-SCALE METRICS			RELATIVE-SCALE METRICS					MKT CAP \$millions	DAYS2TR	EPS REPORT DATE	INDUSTRY GROUP	
							ABS DCOORD	TECH OUTLK	FUNDA OUTLK	REL DCOORD	rPScore	VTCAVG	VSCORE	TSCORE					CSCORE
Calif Water Svc	10	CWT	55.85	1.79	0.86	0.62	4	0.96	1.91	3	0.79	0.94	-0.45	1.04	2.09	3,036	1.86	20221027	UTILITY-WATER SUPPLY
Harley-Davidson	4	HOG	34.83	1.81	0.86	0.54	4	-0.81	1.94	2	0.71	0.58	0.34	-0.74	1.96	5,091	0.45	20221026	AUTO MFRS-DOMESTIC
Lincoln Electr	3	LECO	130.01	1.72	0.86	0.50	4	-0.81	1.45	2	0.71	0.42	0.44	-0.74	1.44	7,530	0.61	20221027	MACHINE-TOOLS & REL PROD
Cadence Design	8	CDNS	153.72	0.00	0.84	-0.04	4	0.52	1.94	3	0.29	0.79	-0.34	0.59	1.96	42,099	0.07	20221024	COMPUTER-SOFTWARE
Centene Corp	6	CNC	75.72	0.00	0.77	-1.38	4	0.96	1.45	1	-1.31	1.10	0.49	1.04	1.70	43,280	0.08	20221025	MEDICAL-HLTH MAINT ORG
Biomarin Pharma	6	BMRN	88.35	0.00	0.65	1.10	5	-0.52	1.03	4	1.30	0.31	-0.12	-0.44	1.37	16,387	0.23	20221026	MEDICAL-BIOMED/GENETICS
Wingstop Inc	4	WING	123.07	0.62	0.65	1.22	5	-0.52	1.06	4	1.30	0.29	-0.18	-0.44	1.37	3,682	0.26	20221026	RETAIL-FOOD & RESTAURANTS
Peabody Energy	1	BTU	24.31	0.00	0.65	1.56	5	-0.52	1.13	4	1.30	0.25	-0.33	-0.44	1.37	3,498	0.18	20221027	COAL
Ltc Properties	11	LTC	38.07	5.99	0.65	1.23	5	-0.52	1.06	4	1.30	0.06	-0.90	-0.44	1.37	1,542	2.76	20221027	REIT-EQTY TRUST - OTHER
Enphase Energy	8	ENPH	243.19	0.00	0.65	1.10	5	-0.52	1.13	4	1.30	0.04	-0.99	-0.44	1.37	32,942	0.03	20221025	SOLAR
Ryder Sys	3	R	76.18	3.26	0.65	0.84	5	-0.96	0.64	4	1.30	-0.10	-0.08	-0.89	0.59	3,900	0.42	20221026	TRANSPORTATION-EQP & LSNG
Medpace Hldgs	6	MEDP	157.09	0.00	0.62	0.00	5	1.26	1.06	3	0.79	0.86	-0.18	1.33	1.37	4,870	0.45	20221024	MEDICAL SERVICES
Visteon Corp	4	VC	120.68	0.00	0.62	0.76	5	-0.52	1.10	2	0.71	0.40	0.14	-0.44	1.37	3,394	0.57	20221027	AUTO/TRUCK-ORIGINAL EQP
Tfi Intl Inc	3	TFII	95.58	1.13	0.62	0.42	5	-0.52	0.68	2	0.71	0.37	0.48	-0.44	0.98	8,332	1.21	20221027	TRANSPORTATION-SVCS
Automatic Data	8	ADP	233.24	1.78	0.60	-0.12	5	1.26	0.64	3	0.29	0.66	-0.37	1.33	0.98	96,863	0.06	20221026	OUTSOURCING
Carlisle Cos In	3	CSL	285.96	1.05	0.53	-1.51	5	1.26	1.10	1	-1.31	1.01	0.30	1.33	1.37	14,791	0.23	20221027	DIVERSIFIED OPERATIONS
Hubbell Inc	3	HUBB	217.71	1.93	0.53	-1.51	5	1.26	1.06	1	-1.31	0.96	0.14	1.33	1.37	11,683	0.19	20221025	MACHINERY-ELEC UTILITY
Costar Grp Inc	3	CSGP	72.29	0.00	0.53	-1.51	5	1.26	1.10	1	-1.31	0.96	0.12	1.33	1.37	28,623	0.15	20221025	IT SERVICES
Coca-Cola Femsa	5	KOF	60.44	4.38	0.53	-1.59	5	1.26	1.10	1	-1.31	0.92	0.02	1.33	1.37	101,579	1.86	20221026	BEVERAGES-SOFT DRINKS
Ensign Group	6	ENSG	84.70	0.26	0.50	-1.65	5	1.26	0.61	1	-1.89	0.67	0.11	1.33	0.59	4,683	0.98	20221026	MEDICAL-NURSING HOMES
Forward Air Crp	3	FWRD	98.03	0.98	0.50	-1.87	5	0.81	0.68	1	-1.89	0.60	0.33	0.89	0.59	2,632	1.35	20221026	TRANSPORTATION-TRUCK
Myovant Sciencs	6	MYOV	24.11	0.00	0.40	1.02	6	-0.22	0.04	4	1.30	0.09	-0.16	-0.15	0.52	2,313	0.80	20221026	MEDICAL-BIOMED/GENETICS
Stride Inc	4	LRN	46.48	0.00	0.40	1.13	6	-0.22	0.04	4	1.30	0.07	-0.22	-0.15	0.52	1,988	1.11	20221025	SCHOOLS
Goosehead Insur	7	GSHD	34.68	0.00	0.40	1.10	6	-0.37	-0.52	4	1.30	-0.19	-0.31	-0.30	0.00	1,291	2.17	20221026	INSURANCE-MULTI LINE
Twitter Inc	9	TWTR	51.83	0.00	0.40	1.02	6	-0.67	-0.52	4	1.30	-0.43	-0.75	-0.59	0.00	39,663	0.02	20221025	INTERNET SOFTWARE
Dt Midstream	1	DTM	55.84	4.58	0.40	2.49	6	-0.22	-0.35	4	1.30	-0.48	-1.36	-0.15	0.00	5,402	0.78	20221028	OIL & GAS-U S INTEGRATED
Pjt Partners	7	PJT	73.16	1.37	0.39	2.52	6	-0.22	-0.38	8	1.05	-0.25	-0.13	-0.15	-0.46	1,802	1.91	20221025	FINANCE-MISC SERVICES
Pebblebrook Htl	11	PEB	15.68	0.26	0.39	0.62	6	-0.37	-0.24	8	1.05	-0.28	-0.06	-0.30	-0.46	2,061	0.65	20221027	REIT-EQTY TRUST - OTHER
Cemex Sa Adr	2	CX	3.35	0.00	0.39	0.94	6	-0.37	-0.49	8	1.05	-0.29	-0.11	-0.30	-0.46	4,927	1.75	20221027	BLDG-CEMENT/CONCRT/AG
Stag Industrial	11	STAG	28.19	5.18	0.39	0.94	6	-0.37	-0.35	8	1.05	-0.32	-0.18	-0.30	-0.46	5,052	0.59	20221027	REIT-EQTY TRUST - OTHER
Retail Oppurtun	11	ROIC	13.62	4.41	0.39	0.94	6	-0.37	-0.35	8	1.05	-0.32	-0.19	-0.30	-0.46	1,696	1.45	20221025	REIT-EQTY TRUST - RETAIL
Sleep Number Cp	4	SNBR	31.97	0.00	0.38	0.36	6	-0.37	-0.06	2	0.71	0.30	0.63	-0.30	0.52	702	2.03	20221026	FURNITURE
Knowles Corp	8	KN	12.24	0.00	0.38	0.32	6	-0.37	-0.06	2	0.71	0.28	0.58	-0.30	0.52	1,123	2.07	20221027	COMMUNICATIONS COMPONENTS
Spotify Tech Sa	8	SPOT	88.75	0.00	0.38	0.32	6	-0.37	-0.52	2	0.71	0.28	1.16	-0.30	0.00	17,053	0.16	20221025	TECHNOLOGY SERVICES
Fti Consulting	3	FCN	183.98	0.00	0.38	0.63	6	-0.22	0.15	2	0.71	0.24	0.32	-0.15	0.52	6,355	0.43	20221027	CONSULTING
Comfort Systems	3	FIX	106.75	0.52	0.38	0.63	6	-0.22	0.08	2	0.71	0.21	0.23	-0.15	0.52	3,819	1.33	20221026	BLDG PROD-AIR COND/HEAT
Firstcash Inc	7	FCFS	81.97	1.61	0.38	0.66	6	-0.22	0.08	2	0.71	0.19	0.14	-0.15	0.52	3,838	1.32	20221027	FINANCIAL TRANSACTION SERVICES

Date: 10-19-2022

Cross Sector Analysis - Stocks are ranked from most to least attractive **INDEPENDENT OF SECTOR GROUPING**

SECTOR CODES: 1-Energy, 2-Materials, 3-Industrials, 4-Consumer Discretionary, 5-Consumer Staples, 6-Healthcare

SECTOR CODES: 7-Financials, 8-Information Technology, 9-Communication Services, 10-Utilities, 11-Real Estate

COMPANY	SECTOR	TICKER	PRICE	YIELD	XSEC IPSCORE	Behavioral Preference Factor	ABSOLUTE-SCALE METRICS			RELATIVE-SCALE METRICS					MKT CAP \$millions	DAYS2TR	EPS REPORT DATE	INDUSTRY GROUP	
							ABS DCOORD	TECH OUTLK	FUNDA OUTLK	REL DCOORD	rPScore	VTCAVG	VSCORE	TSCORE					CSCORE
Erie Indemnity	7	ERIE	238.77	1.86	0.38	0.66	6	-0.22	0.15	2	0.71	0.15	0.02	-0.15	0.52	11,029	1.71	20221027	INSURANCE-BROKERS
Cbre Group Inc	11	CBRE	67.83	0.00	0.38	0.68	6	-0.37	0.04	2	0.71	0.13	0.10	-0.30	0.52	21,785	0.20	20221027	REAL ESTATE OPERATIONS
Jetblue Airways	3	JBLU	6.85	0.00	0.38	0.33	6	-0.37	-0.10	2	0.71	0.12	0.07	-0.30	0.52	2,197	0.29	20221025	TRANSPORTATION-AIRLINE
Booz Allen Hmlt	3	BAH	98.62	1.74	0.38	0.63	6	-0.22	-0.24	2	0.71	0.07	0.37	-0.15	0.00	13,050	0.30	20221028	GOVERNMENT SERVICES
Integra Lifesci	6	IART	43.21	0.00	0.38	0.32	6	-0.37	-0.38	2	0.71	0.06	0.48	-0.30	0.00	3,608	0.92	20221026	MEDICAL INSTRUMENTS
Otis Worldwide	3	OTIS	66.28	1.75	0.36	-0.21	6	1.70	0.15	3	0.29	0.67	-0.26	1.78	0.52	27,853	0.20	20221026	BLDG & CONST PROD-MISC
Kirby Corp	3	KEX	68.76	0.00	0.36	-0.21	6	1.55	0.08	3	0.29	0.64	-0.22	1.63	0.52	4,119	0.91	20221024	TRANSPORTATION-SHIP
Teradyne Inc	8	TER	73.18	0.60	0.36	-0.20	6	1.70	-0.49	3	0.29	0.56	-0.03	1.78	0.00	11,473	0.19	20221025	ELEC TEST EQUIPMENT
Ameriprise Finl	7	AMP	264.30	1.89	0.36	1.14	6	1.70	-0.31	3	0.29	0.53	-0.12	1.78	0.00	28,588	0.16	20221025	FINANCE-INVESTMENT MGMT
Morningstar Inc	7	MORN	214.95	0.67	0.36	-0.22	6	1.70	-0.24	3	0.29	0.51	-0.18	1.78	0.00	9,132	1.08	20221026	BUSINESS INFORMATION SERVICES
Sun Cmnty Inc	11	SUI	121.30	2.90	0.36	-0.22	6	1.41	-0.38	3	0.29	0.45	-0.07	1.48	0.00	14,959	0.22	20221024	REIT-EQTY TRUST - RESID
West Pharm Svc	6	WST	243.64	0.30	0.36	-0.20	6	1.41	-0.38	3	0.29	0.40	-0.22	1.48	0.00	18,041	0.18	20221027	MEDICAL/DENTAL-SUPPLIES
Lloyds Bank Grp	7	LYG	1.82	4.01	0.36	0.71	6	1.70	-0.38	7	0.29	0.35	-0.15	1.78	-0.46	31,051	0.87	20221027	BANKS-FOREIGN
Stifel Finl	7	SF	52.46	2.29	0.36	1.14	6	1.70	-0.24	3	0.29	0.35	-0.68	1.78	0.00	5,568	0.71	20221026	FINANCE-INVESTMENT BKRS
Digital Rlty Tr	11	DLR	95.21	5.13	0.36	-0.22	6	1.41	-0.35	3	0.29	0.34	-0.43	1.48	0.00	27,364	0.10	20221026	REIT-EQTY TRUST - OTHER
B Riley Finl	7	RILY	43.12	9.28	0.36	-0.22	6	1.41	-0.24	3	0.29	0.33	-0.45	1.48	0.00	1,220	2.48	20221027	AUCTION/VALUATION SERVICES
Biogen Inc	6	BIIB	264.45	0.00	0.36	-0.20	6	1.55	-0.35	7	0.29	0.32	-0.10	1.63	-0.46	38,375	0.04	20221025	MEDICAL-BIOMED/GENETICS
Portland Gen El	10	POR	43.72	4.14	0.36	0.84	6	1.70	-0.24	7	0.29	0.31	-0.28	1.78	-0.46	3,902	0.70	20221025	UTILITY-ELECTRIC POWER
Moodys Corp	7	MCO	241.88	1.16	0.36	1.14	6	1.70	-0.45	7	0.29	0.31	-0.29	1.78	-0.46	44,385	0.12	20221025	FINANCE-MISC SERVICES
Ubs Group Ag	7	UBS	14.75	1.10	0.36	0.71	6	1.70	-0.42	7	0.29	0.29	-0.36	1.78	-0.46	51,330	0.53	20221025	BANKS-FOREIGN
Boston Pptys	11	BXP	71.82	5.46	0.36	-0.22	6	1.41	-0.35	7	0.29	0.27	-0.11	1.48	-0.46	11,257	0.23	20221025	REIT-EQTY TRUST - OTHER
Appfolio Inc-A	8	APPF	102.21	0.00	0.36	-0.20	6	-0.07	-0.06	3	0.29	0.18	-0.02	0.00	0.52	3,577	1.60	20221027	INTERNET SOFTWARE
Volkswagn-1Adr	4	VWAGY	16.36	3.22	0.36	-0.22	6	-0.07	0.04	3	0.29	0.17	-0.04	0.00	0.52	N/A	2.41	20221027	AUTO MFRS-FOREIGN
Canon Inc Adr	8	CAJ	22.01	3.34	0.36	-0.37	6	-0.07	0.15	3	0.29	0.17	-0.06	0.00	0.52	23,017	1.89	20221025	OFFICE AUTOMATION & EQP
Merit Medical	6	MMSI	58.03	0.00	0.36	-0.20	6	-0.07	0.15	3	0.29	0.14	-0.14	0.00	0.52	3,294	1.52	20221026	MEDICAL/DENTAL-SUPPLIES
Corp Office Pty	11	OFC	24.16	4.55	0.36	0.03	6	-0.07	-0.28	3	0.29	-0.04	-0.12	0.00	0.00	2,716	1.15	20221027	REIT-EQTY TRUST - OTHER
Resmed Inc	6	RMD	215.30	0.82	0.36	-0.20	6	-0.07	-0.31	3	0.29	-0.05	-0.15	0.00	0.00	31,533	0.27	20221027	MEDICAL PRODUCTS
Southern Copper	2	SCCO	46.41	6.46	0.36	-0.41	6	-0.07	-0.06	3	0.29	-0.07	-0.28	0.00	0.07	35,879	0.37	20221026	MINING-NON FERROUS
Washington Reit	11	WRE	17.57	3.87	0.36	0.35	6	-0.07	0.15	3	0.29	-0.09	-0.86	0.00	0.52	1,536	2.54	20221027	REIT-EQTY TRUST - OTHER
Piper Jaffray	7	PIPR	110.76	2.17	0.36	0.71	6	-0.07	-0.24	3	0.29	-0.09	-0.28	0.00	0.00	1,931	2.81	20221028	FINANCE-INVESTMENT BKRS
Axis Cap Hldgs	7	AXS	51.05	3.37	0.36	0.71	6	-0.07	-0.38	3	0.29	-0.11	-0.35	0.00	0.00	4,322	0.88	20221026	INSURANCE-PROP/CAS/TITLE
Trinity Inds In	3	TRN	23.40	3.93	0.36	-0.38	6	-0.07	-0.35	7	0.29	-0.18	-0.06	0.00	-0.46	1,919	1.79	20221025	TRANSPORTATION-EQP & LSNG
Essential Pptys	11	EPRT	19.17	5.63	0.36	0.35	6	-0.07	0.04	3	0.29	-0.20	-0.68	0.00	0.07	2,562	1.30	20221027	REIT-EQTY TRUST - RETAIL
Bank Of Hawaii	7	BOH	78.06	3.59	0.36	-0.22	6	-0.07	-0.31	3	0.29	-0.23	-0.73	0.00	0.00	3,137	1.63	20221024	BANKS-WEST
Navient Corp	7	NAVI	15.03	4.26	0.36	0.71	6	-0.07	-0.35	7	0.29	-0.24	-0.24	0.00	-0.46	2,132	1.02	20221025	FINANCE-CONSUMER LOANS
Allegro Micro	8	ALGM	20.92	0.00	0.36	-0.20	6	-0.07	-0.49	7	0.29	-0.25	-0.26	0.00	-0.46	4,001	2.06	20221027	ELEC-SEMICONDUCTORS
Norfolk Southrn	3	NSC	217.62	2.28	0.36	-0.21	6	-0.07	-0.38	7	0.29	-0.32	-0.50	0.00	-0.46	51,113	0.10	20221026	TRANSPORTATION-RAIL

Date: 10-19-2022

Cross Sector Analysis - Stocks are ranked from most to least attractive **INDEPENDENT OF SECTOR GROUPING**

SECTOR CODES: 1-Energy, 2-Materials, 3-Industrials, 4-Consumer Discretionary, 5-Consumer Staples, 6-Healthcare

SECTOR CODES: 7-Financials, 8-Information Technology, 9-Communication Services, 10-Utilities, 11-Real Estate

COMPANY	SECTOR	TICKER	PRICE	YIELD	XSEC IPSCORE	Behavioral Preference Factor	ABSOLUTE-SCALE METRICS			RELATIVE-SCALE METRICS					MKT CAP \$millions	DAYS2TR	EPS REPORT DATE	INDUSTRY GROUP	
							ABS DCOORD	TECH OUTLK	FUNDA OUTLK	REL DCOORD	rPScore	VTCAVG	VSCORE	TSCORE					CSCORE
Intel Corp	8	INTC	26.00	5.62	0.31	-1.13	6	1.41	-0.52	5	-0.80	0.62	0.97	1.48	-0.46	106,756	0.02	20221027	SEMI-GENERAL
Pegasystems Inc	8	PEGA	30.95	0.39	0.31	-1.13	6	1.41	-0.52	5	-0.80	0.59	0.88	1.48	-0.46	2,536	2.09	20221026	COMPUTER-SOFTWARE
Kimberly Clark	5	KMB	114.94	4.04	0.31	-1.23	6	1.70	-0.42	5	-0.80	0.57	0.53	1.78	-0.46	38,806	0.13	20221025	CONSUMER PROD-MISC STAPLES
Colgate Palmoli	5	CL	71.75	2.62	0.31	-1.05	6	1.70	-0.38	5	-0.80	0.54	0.42	1.78	-0.46	59,848	0.07	20221028	SOAP & CLNG PREPARATNS
Lazard Ltd	7	LAZ	33.00	6.06	0.31	-0.11	6	1.41	-0.49	5	-0.80	0.53	0.70	1.48	-0.46	3,721	0.98	20221027	FINANCE-INVESTMENT MGMT
Schneider Natl	3	SNDR	21.68	1.48	0.31	-1.17	6	1.70	-0.38	5	-0.80	0.53	0.40	1.78	-0.46	3,859	2.07	20221027	TRANSPORTATION-SVCS
Pentair Plc	3	PNR	40.13	2.09	0.31	-1.17	6	1.41	-0.38	5	-0.80	0.50	0.60	1.48	-0.46	6,600	0.41	20221025	MACHINERY-THERMAL PROC
Mastercard Inc	8	MA	297.76	0.66	0.31	-0.96	6	1.70	-0.24	5	-0.80	0.48	0.24	1.78	-0.46	287,748	0.03	20221027	FINANCIAL TRANSACTION SERVICES
Entegris Inc	8	ENTG	76.50	0.52	0.31	-1.13	6	1.70	-0.45	5	-0.80	0.47	0.22	1.78	-0.46	11,396	0.18	20221025	ELECTRONICS-MANUFACTURING MACH
Paramount Group	11	PGRE	6.40	4.84	0.31	-0.11	6	1.41	-0.38	5	-0.80	0.46	0.48	1.48	-0.46	1,442	2.25	20221026	REIT-EQTY TRUST - OTHER
Weyerhaeuser Co	11	WY	29.05	2.48	0.31	-1.26	6	1.41	-0.42	5	-0.80	0.45	0.44	1.48	-0.46	21,506	0.18	20221027	BLDG PROD-WOOD
Highwoods Pptys	11	HIW	25.43	7.86	0.31	-1.26	6	1.41	-0.31	5	-0.80	0.44	0.42	1.48	-0.46	2,675	0.73	20221025	REIT-EQTY TRUST - OTHER
Sanofi-Aventis	6	SNY	39.64	3.18	0.31	-1.14	6	1.70	-0.35	5	-0.80	0.44	0.10	1.78	-0.46	100,486	0.17	20221028	LARGE CAP PHARMA
Smith (Ao) Corp	3	AOS	50.77	2.21	0.31	-0.10	6	1.41	-0.49	5	-0.80	0.43	0.83	1.48	-0.85	7,841	0.39	20221027	MACHINERY-ELECTRICAL
Seagate Tec Hld	8	STX	52.85	5.30	0.31	-1.13	6	1.41	-0.52	5	-0.80	0.43	0.38	1.48	-0.46	10,931	0.18	20221026	TECHNOLOGY SERVICES
Kilroy Realty	11	KRC	41.17	5.25	0.31	-1.26	6	1.41	-0.31	5	-0.80	0.43	0.37	1.48	-0.46	4,812	0.49	20221025	REIT-EQTY TRUST - OTHER
Microsoft Corp	8	MSFT	236.48	1.05	0.31	-0.96	6	1.70	-0.38	5	-0.80	0.42	0.05	1.78	-0.46	1,763,642	0.00	20221025	COMPUTER-SOFTWARE
Graco Inc	3	GGG	62.57	1.34	0.31	-0.99	6	1.70	-0.38	5	-0.80	0.41	0.03	1.78	-0.46	10,582	0.55	20221026	MACHINERY-GEN INDUSTRIAL
Mineral Tech	2	MTX	54.40	0.37	0.31	-1.07	6	1.41	-0.42	5	-0.80	0.40	0.27	1.48	-0.46	1,773	2.27	20221027	CHEMICALS-SPECIALTY
Alliancebernstn	7	AB	34.10	8.33	0.31	-0.11	6	1.41	-0.42	5	-0.80	0.39	0.26	1.48	-0.46	3,317	1.92	20221028	FINANCE-INVESTMENT MGMT
Zurn Water Sol	3	ZWS	24.62	1.14	0.31	-0.99	6	1.41	-0.49	5	-0.80	0.39	0.25	1.48	-0.46	4,376	1.13	20221025	MACHINERY-ELECTRICAL
Kla Corp	8	KLAC	271.96	1.91	0.31	-0.10	6	1.41	-0.49	5	-0.80	0.38	0.22	1.48	-0.46	38,566	0.04	20221026	ELEC PRODUCTS-MISC
First Amer Finl	7	FAF	45.11	4.61	0.31	-0.11	6	1.41	-0.49	5	-0.80	0.36	0.15	1.48	-0.46	4,699	0.91	20221027	INSURANCE-PROP/CAS/TITLE
Onto Innovation	8	ONTO	60.34	0.00	0.31	-0.96	6	1.41	-0.49	5	-0.80	0.32	0.04	1.48	-0.46	2,998	1.32	20221027	NANOTECHNOLOGY
New York Cmnty	7	NYCB	8.56	7.94	0.31	0.32	6	1.41	-0.31	5	-0.80	0.32	0.04	1.48	-0.46	3,990	0.34	20221026	FINANCE-SAVINGS & LOAN
S&P Global Inc	7	SPGI	296.87	1.15	0.31	0.32	6	1.41	-0.45	5	-0.80	0.32	0.03	1.48	-0.46	99,006	0.04	20221027	BUSINESS INFORMATION SERVICES
Cousin Prop Inc	11	CUZ	22.12	5.79	0.31	-1.26	6	1.41	-0.35	5	-0.80	0.32	0.03	1.48	-0.46	3,350	0.77	20221027	REIT-EQTY TRUST - OTHER
Allegion Plc	3	ALLE	92.11	1.78	0.31	-1.17	6	-0.07	-0.38	5	-0.80	0.10	0.82	0.00	-0.46	8,091	0.33	20221027	PROTECTION-SFTY EQ & SVC
Logitech Intl	8	LOGI	43.28	0.00	0.31	-1.13	6	-0.07	-0.49	5	-0.80	0.05	0.68	0.00	-0.46	7,082	0.78	20221024	COMPUTER-PERIPHERAL EQ
Ncr Corp-New	8	NCR	19.03	0.00	0.31	-1.13	6	-0.07	-0.38	5	-0.80	0.04	0.63	0.00	-0.46	2,605	0.71	20221025	COMPUTER-INTEGRATED SYSTEMS
3M Co	3	MMM	114.20	5.22	0.31	-0.75	6	-0.37	-0.38	6	-0.80	0.01	0.83	-0.30	-0.46	65,049	0.07	20221025	DIVERSIFIED OPERATIONS
Lyondellbasel-A	2	LYB	79.00	6.03	0.31	-1.07	6	-0.07	-0.52	5	-0.80	0.01	0.54	0.00	-0.46	25,770	0.13	20221028	CHEMICALS-DIVERSIFIED
Stanley B&D Inc	3	SWK	74.09	4.32	0.31	-0.75	6	-0.37	-0.52	6	-0.80	0.00	0.82	-0.30	-0.46	10,952	0.18	20221027	MACHINE-TOOLS & REL PROD
Constellium Se	2	CSTM	11.89	0.00	0.31	-1.26	6	-0.07	-0.45	5	-0.80	-0.01	0.50	0.00	-0.46	1,685	2.39	20221026	METAL PROD-DISTRIBUTOR
Utd Parcel Srvc	3	UPS	165.79	3.67	0.31	-1.17	6	-0.07	-0.38	5	-0.80	-0.02	0.45	0.00	-0.46	144,016	0.05	20221025	TRANSPORT-AIR FREIGHT
Tri Pointe Grp	4	TPH	14.94	0.00	0.31	-1.25	6	-0.07	-0.49	5	-0.80	-0.02	0.44	0.00	-0.46	1,518	1.64	20221027	BLDG-RESIDENT/COMMRL
Wex Inc	8	WEX	138.84	0.00	0.31	-1.13	6	-0.07	-0.35	5	-0.80	-0.02	0.44	0.00	-0.46	6,133	0.41	20221027	FINANCIAL TRANSACTION SERVICES

Date: 10-19-2022

Cross Sector Analysis - Stocks are ranked from most to least attractive **INDEPENDENT OF SECTOR GROUPING**

SECTOR CODES: 1-Energy, 2-Materials, 3-Industrials, 4-Consumer Discretionary, 5-Consumer Staples, 6-Healthcare

SECTOR CODES: 7-Financials, 8-Information Technology, 9-Communication Services, 10-Utilities, 11-Real Estate

COMPANY	SECTOR	TICKER	PRICE	YIELD	XSEC IPSCORE	Behavioral Preference Factor	ABSOLUTE-SCALE METRICS			RELATIVE-SCALE METRICS					MKT CAP \$millions	DAYS2TR	EPS REPORT DATE	INDUSTRY GROUP	
							ABS DCOORD	TECH OUTLK	FUNDA OUTLK	REL DCOORD	rPScore	VTCAVG	VSCORE	TSCORE					CSCORE
Encompass Hlth	6	EHC	49.17	1.22	0.31	-1.14	6	-0.07	-0.49	5	-0.80	-0.03	0.43	0.00	-0.46	4,906	0.80	20221026	MEDICAL-OUTPNT/HM CARE
Align Tech Inc	6	ALGN	204.98	0.00	0.31	-1.14	6	-0.07	-0.49	5	-0.80	-0.06	0.31	0.00	-0.46	16,011	0.13	20221026	MEDICAL/DENTAL-SUPPLIES
Virtus Investmt	7	VRTS	151.38	3.96	0.31	0.76	6	-0.37	-0.49	6	-0.80	-0.08	0.56	-0.30	-0.46	1,101	2.71	20221026	FINANCE-INVESTMENT MGMT
Invesco Ltd	7	IVZ	14.64	5.12	0.31	-0.11	6	-0.07	-0.49	5	-0.80	-0.09	0.24	0.00	-0.46	6,660	0.35	20221025	FINANCE-INVESTMENT MGMT
T Rowe Price	7	TROW	101.15	4.75	0.31	1.13	6	-0.37	-0.49	6	-0.80	-0.10	0.50	-0.30	-0.46	22,829	0.15	20221027	FINANCE-INVESTMENT MGMT
Alkermes Inc	6	ALKS	22.38	0.00	0.31	-0.45	6	-0.37	-0.52	6	-0.80	-0.10	0.49	-0.30	-0.46	3,676	0.66	20221026	MEDICAL-BIOMED/GENETICS
Honeywell Intl	3	HON	179.28	2.19	0.31	-0.99	6	-0.07	-0.38	5	-0.80	-0.11	0.19	0.00	-0.46	120,780	0.05	20221027	DIVERSIFIED OPERATIONS
Ill Tool Works	3	ITW	191.95	2.73	0.31	-0.99	6	-0.07	-0.38	5	-0.80	-0.11	0.18	0.00	-0.46	59,432	0.11	20221025	MACHINERY-GEN INDUSTRIAL
Visa Inc-A	8	V	186.41	0.80	0.31	0.30	6	-0.07	-0.28	5	-0.80	-0.11	0.18	0.00	-0.46	352,392	0.02	20221025	FINANCIAL TRANSACTION SERVICES
Evercore Inc	7	EVR	90.86	3.17	0.31	0.76	6	-0.37	-0.49	6	-0.80	-0.11	0.47	-0.30	-0.46	3,557	0.57	20221026	FINANCE-INVESTMENT BKRS
Garmin Ltd	4	GRMN	81.20	3.60	0.31	-1.25	6	-0.07	-0.49	5	-0.80	-0.11	0.16	0.00	-0.46	15,660	0.31	20221026	ELEC PRODUCTS-MISC
Century Communt	4	CCS	42.37	1.89	0.31	-0.81	6	-0.37	-0.49	6	-0.80	-0.17	0.29	-0.30	-0.46	1,367	2.29	20221026	BLDG-RESIDENT/COMMRL
Ss&C Technologs	8	SSNC	48.41	1.65	0.29	-1.65	6	1.70	0.04	1	-1.31	0.94	0.58	1.78	0.52	12,346	0.35	20221027	COMPUTER-SOFTWARE
Boeing Co	3	BA	138.39	0.00	0.29	-1.59	6	1.70	-0.10	1	-1.31	0.93	0.55	1.78	0.52	82,178	0.02	20221026	AEROSPACE/DEFENSE
Eastman Chem Co	2	EMN	73.14	4.16	0.26	-2.11	6	1.41	-0.03	1	-1.89	0.81	0.46	1.48	0.52	8,982	0.30	20221027	CHEMICALS-DIVERSIFIED
Gentex Corp	4	GNTX	24.27	1.98	0.26	-1.91	6	1.70	0.01	1	-1.89	0.80	0.15	1.78	0.52	5,707	0.95	20221028	AUTO/TRUCK-ORIGINAL EQP
Roper Technolgs	8	ROP	371.43	0.67	0.26	-1.72	6	1.70	-0.03	1	-1.89	0.80	0.15	1.78	0.52	39,375	0.13	20221026	IT SERVICES
Medical Pptys	11	MPW	11.00	10.55	0.26	-2.11	6	1.41	0.11	1	-1.89	0.78	0.36	1.48	0.52	6,589	0.12	20221027	REIT-EQTY TRUST - OTHER
Iqvia Holdings	6	IQV	178.39	0.00	0.26	-1.90	6	1.70	-0.35	1	-1.89	0.74	0.54	1.78	0.00	33,271	0.11	20221026	TECHNOLOGY SERVICES
Ase Tech Hldg	8	ASX	4.82	7.24	0.26	-1.89	6	1.41	0.11	1	-1.89	0.74	0.24	1.48	0.52	10,507	0.46	20221027	ELEC-SEMICONDUCTORS
Novartis Ag-Adr	6	NVS	76.51	2.83	0.26	-1.90	6	1.70	-0.35	1	-1.89	0.72	0.48	1.78	0.00	169,286	0.12	20221025	LARGE CAP PHARMA
Newell Brands	4	NWL	15.03	6.12	0.26	-2.10	6	1.70	-0.49	1	-1.89	0.70	0.42	1.78	0.00	6,216	0.53	20221028	CONSUMER PROD-MISC STAPLES
Baxter Intl	6	BAX	55.32	2.10	0.26	-1.73	6	1.70	-0.49	1	-1.89	0.69	0.39	1.78	0.00	27,860	0.14	20221027	MEDICAL PRODUCTS
Church & Dwight	5	CHD	73.62	1.43	0.26	-1.88	6	1.41	-0.42	1	-1.89	0.62	0.46	1.48	0.00	17,883	0.24	20221028	SOAP & CLNG PREPARATNS
Element Sol Inc	2	ESI	16.55	1.93	0.26	-1.92	6	1.41	-0.42	1	-1.89	0.54	0.20	1.48	0.00	4,060	1.04	20221026	CHEMICALS-SPECIALTY
Formfactor Inc	8	FORM	25.34	0.00	0.26	-1.72	6	1.41	-0.49	1	-1.89	0.50	0.07	1.48	0.00	1,955	1.73	20221026	ELEC-SEMICONDUCTORS
Apartment Reit	11	AIRC	36.83	4.89	0.26	-2.11	6	1.41	-0.28	1	-1.89	0.50	0.07	1.48	0.00	5,679	0.66	20221027	REIT-EQTY TRUST - RESID
Banco Sant-Ads	7	BSBR	5.86	5.02	0.26	-2.04	6	-0.07	0.01	1	-1.89	0.32	0.40	0.00	0.52	21,878	2.80	20221026	BANKS-FOREIGN
Tyler Tech Inc	8	TYL	336.37	0.00	0.26	-1.72	6	-0.07	0.04	1	-1.89	0.27	0.25	0.00	0.52	13,987	0.33	20221026	BUSINESS SOFTWARE SVCS/BPO
Granite Constru	3	GVA	27.10	1.92	0.26	-1.95	6	-0.07	0.04	1	-1.89	0.25	0.19	0.00	0.52	1,195	2.90	20221027	BLDG-HEAVY CONST
Kemper Corp	7	KMPR	45.62	2.72	0.26	-2.04	6	-0.07	-0.06	1	-1.89	0.23	0.14	0.00	0.52	2,913	2.46	20221027	INSURANCE-MULTI LINE
Genl Electric	3	GE	70.53	0.45	0.26	-1.95	6	-0.07	-0.38	1	-1.89	0.18	0.56	0.00	0.00	77,340	0.05	20221025	DIVERSIFIED OPERATIONS
Dana Inc	4	DAN	12.76	3.13	0.26	-2.10	6	-0.07	-0.06	1	-1.89	0.12	0.30	0.00	0.07	1,829	1.28	20221027	AUTO/TRUCK-ORIGINAL EQP
Aptargroup Inc	2	ATR	98.21	1.55	0.26	-2.11	6	-0.07	-0.45	1	-1.89	0.11	0.34	0.00	0.00	6,417	0.96	20221027	CONTAINERS-PAPER/PLASTIC
Corning Inc	8	GLW	31.42	3.44	0.26	-1.72	6	-0.07	-0.42	1	-1.89	0.01	0.02	0.00	0.00	26,560	0.17	20221025	COMMUNICATIONS COMPONENTS
Championx Corp	1	CHX	23.09	1.30	0.16	1.33	7	-1.11	1.45	4	1.30	0.25	-0.09	-1.04	1.70	4,686	0.57	20221025	ENGINEERING/R&D SVCS
Cathay Genl Bcp	7	CATY	43.30	3.14	0.16	1.01	7	-1.11	1.87	4	1.30	0.17	-0.64	-1.04	1.96	3,225	2.08	20221024	BANKS-WEST

Date: 10-19-2022

Cross Sector Analysis - Stocks are ranked from most to least attractive **INDEPENDENT OF SECTOR GROUPING**

SECTOR CODES: 1-Energy, 2-Materials, 3-Industrials, 4-Consumer Discretionary, 5-Consumer Staples, 6-Healthcare

SECTOR CODES: 7-Financials, 8-Information Technology, 9-Communication Services, 10-Utilities, 11-Real Estate

COMPANY	SECTOR	TICKER	PRICE	YIELD	XSEC IPSCORE	Behavioral Preference Factor	ABSOLUTE-SCALE METRICS			RELATIVE-SCALE METRICS					MKT CAP \$millions	DAYS2TR	EPS REPORT DATE	INDUSTRY GROUP	
							ABS DCOORD	TECH OUTLK	FUNDA OUTLK	REL DCOORD	rPScore	VTCAVG	VSCORE	TSCORE					CSCORE
First Hawaiian	7	FHB	26.27	3.96	0.16	1.01	7	-1.11	1.94	4	1.30	-0.02	-1.23	-1.04	1.96	3,355	1.50	20221028	BANKS-WEST
Simmons First A	7	SFNC	24.19	3.14	0.16	1.01	7	-1.41	1.49	4	1.30	-0.18	-1.14	-1.33	1.70	3,104	1.93	20221025	BANKS-SOUTHEAST
Cadence Bank	7	CADE	28.20	3.12	0.14	0.26	7	-1.11	1.49	2	0.71	0.41	0.42	-1.04	1.70	3,063	0.63	20221024	BANKS-SOUTHEAST
Halliburton Co	1	HAL	31.96	1.50	0.14	0.75	7	-1.41	1.49	2	0.71	0.26	0.23	-1.33	1.70	28,986	0.07	20221025	OIL & GAS-FIELD SERVICES
Nextier Oilf SI	1	NEX	10.65	0.00	0.12	-0.40	7	0.67	1.56	3	0.29	0.75	-0.31	0.74	1.70	2,600	0.90	20221025	OIL & GAS-FIELD SERVICES
Suzano Sa	2	SUZ	9.27	1.30	0.02	-2.20	7	0.07	1.56	1	-1.89	0.64	0.24	0.15	1.44	12,619	1.55	20221027	PAPER & PAPER PRODUCTS
Daqo New Energy	2	DQ	49.10	0.00	-0.08	0.95	8	-0.81	1.13	4	1.30	0.25	-0.01	-0.74	1.37	3,658	0.41	20221027	CHEMICALS-SPECIALTY
Equinor Asa	1	EQNR	34.15	1.70	-0.08	1.21	8	-0.81	1.13	4	1.30	0.18	-0.23	-0.74	1.37	110,859	0.19	20221026	OIL REFINING & MARKETING
Casella Waste	3	CWST	78.14	0.00	-0.08	0.88	8	-0.81	1.06	4	1.30	0.06	-0.24	-0.74	1.04	4,038	1.23	20221027	POLLUTION CONTROL EQ & SVS
Manhattan Asoc	8	MANH	126.96	0.00	-0.08	0.85	8	-1.26	1.10	4	1.30	0.05	-0.19	-1.18	1.37	7,963	0.59	20221025	COMPUTER-SOFTWARE
Raymond Jas Fin	7	RJF	100.00	1.36	-0.08	0.92	8	-0.81	1.06	4	1.30	-0.11	-0.78	-0.74	1.04	21,583	0.20	20221026	FINANCE-INVESTMENT BKRS
Amphenol Corp-A	8	APH	70.09	1.14	-0.10	0.16	8	-0.81	1.06	2	0.71	0.39	0.41	-0.74	1.37	41,692	0.17	20221026	ELEC-CONNECTORS
Southern Co	10	SO	64.69	4.20	-0.12	0.19	8	0.96	1.03	3	0.29	0.70	-0.41	1.04	1.37	68,766	0.09	20221027	UTILITY-ELECTRIC POWER
Nextera Egy Ptr	1	NEP	70.85	4.30	-0.12	-0.76	8	0.52	1.13	3	0.29	0.62	-0.19	0.59	1.37	5,945	0.69	20221028	OTHER ALT ENERGY
Vici Properties	11	VICI	29.40	5.31	-0.12	0.17	8	0.52	1.03	3	0.29	0.25	-1.36	0.59	1.37	28,315	0.14	20221027	REIT-EQTY TRUST - OTHER
Nextera Energy	10	NEE	73.64	2.31	-0.12	2.08	8	0.52	0.64	3	0.29	0.02	-1.19	0.59	0.59	144,686	0.04	20221028	UTILITY-ELECTRIC POWER
Reliance Steel	2	RS	180.68	1.94	-0.19	-1.90	8	0.96	1.13	1	-1.31	0.89	0.22	1.04	1.37	10,894	0.31	20221027	METAL PROD-DISTRIBUTOR
Mercer Intl Sbi	2	MERC	13.62	2.20	-0.19	-1.90	8	0.96	1.13	1	-1.31	0.85	0.08	1.04	1.37	901	2.69	20221027	PAPER & PAPER PRODUCTS
Hub Group Inc-A	3	HUBG	73.09	0.00	-0.22	-2.12	8	0.52	0.64	1	-1.89	0.49	0.29	0.59	0.59	2,533	1.54	20221027	TRANSPORTATION-SVCS
T-Mobile Us Inc	9	TMUS	135.74	0.00	-0.32	0.78	9	-0.52	-0.38	4	1.30	-0.23	-0.26	-0.44	0.00	170,224	0.04	20221027	WIRELESS NATIONAL
Pinterest Inc	9	PINS	23.04	0.00	-0.32	0.78	9	-0.96	-0.52	4	1.30	-0.37	-0.27	-0.89	0.00	15,517	0.09	20221027	INTERNET SOFTWARE
Flex Ltd	8	FLEX	17.48	0.00	-0.34	0.08	9	-0.52	0.04	2	0.71	0.12	0.23	-0.44	0.52	7,972	0.38	20221026	ELEC PRODUCTS-MISC
Alnylam Pharma	6	ALNY	192.00	0.00	-0.34	0.36	9	-0.52	-0.49	2	0.71	-0.06	0.26	-0.44	0.00	23,045	0.13	20221027	MEDICAL-BIOMED/GENETICS
Gallagher Arthu	7	AJG	178.05	1.15	-0.36	-0.48	9	1.26	0.15	3	0.29	0.49	-0.37	1.33	0.52	37,450	0.15	20221027	INSURANCE-BROKERS
Keurig Dr Peppr	5	KDP	37.78	2.12	-0.36	-0.48	9	1.26	-0.28	3	0.29	0.40	-0.09	1.33	0.00	53,499	0.09	20221027	BEVERAGES-SOFT DRINKS
Hexcel Corp	3	HXL	56.25	0.71	-0.36	-0.46	9	1.26	-0.38	3	0.29	0.37	-0.18	1.33	0.00	4,731	0.80	20221024	AEROSPACE/DEFENSE EQUIP
Ptc Therapeutic	6	PTCT	44.06	0.00	-0.36	-0.45	9	1.26	-0.42	3	0.29	0.34	-0.27	1.33	0.00	3,152	0.95	20221027	MEDICAL-DRUGS
Mcdonalds Corp	4	MCD	250.75	2.20	-0.36	-0.49	9	1.26	-0.35	7	0.29	0.16	-0.32	1.33	-0.46	184,481	0.03	20221027	RETAIL-FOOD & RESTAURANTS
Silgan Holdings	2	SLGN	44.36	1.44	-0.41	-0.77	9	-0.52	-0.28	6	-0.80	-0.21	0.30	-0.44	-0.46	4,889	1.48	20221026	CONTAINERS-METAL/GLASS
Irobot Corp	4	IRBT	55.67	0.00	-0.46	-2.37	9	0.81	-0.06	1	-1.89	0.63	0.51	0.89	0.52	1,516	0.78	20221026	INDSTRL AUTOMTN/ROBOTICS
Driven Brands	3	DRVN	31.79	0.00	-0.57	2.07	10	-0.22	-0.66	8	1.05	-0.27	-0.10	-0.15	-0.52	5,321	1.19	20221026	AUTO/TRUCK-ORIGINAL EQP
Principal Finl	7	PFG	78.77	3.25	-0.57	1.79	10	-0.22	-0.70	8	1.05	-0.28	-0.13	-0.15	-0.52	19,632	0.19	20221027	FINANCE-INVESTMENT MGMT
Overstock.Com	4	OSTK	23.57	0.00	-0.57	0.25	10	-0.37	-0.95	8	1.05	-0.29	-0.03	-0.30	-0.52	1,077	0.98	20221027	ELECTRONIC COMMERCE
Veritex Hldgs	7	VBTX	28.52	2.81	-0.57	2.16	10	-0.37	-0.80	8	1.05	-0.32	-0.11	-0.30	-0.52	1,539	2.84	20221025	BANKS-SOUTHEAST
Orchid Island	7	ORC	9.60	20.00	-0.57	2.16	10	-0.37	-0.91	8	1.05	-0.32	-0.12	-0.30	-0.52	338	1.45	20221027	FINANCE-MRTG & REL SVC
Hawaiian Hldgs	3	HA	14.18	0.00	-0.57	2.07	10	-0.37	-0.95	8	1.05	-0.32	-0.12	-0.30	-0.52	729	2.42	20221025	TRANSPORTATION-AIRLINE
Upwork Inc	3	UPWK	12.44	0.00	-0.57	2.07	10	-0.37	-0.91	8	1.05	-0.42	-0.41	-0.30	-0.52	1,624	1.38	20221026	INTERNET SERVICES

Date: 10-19-2022

Cross Sector Analysis - Stocks are ranked from most to least attractive **INDEPENDENT OF SECTOR GROUPING**

SECTOR CODES: 1-Energy, 2-Materials, 3-Industrials, 4-Consumer Discretionary, 5-Consumer Staples, 6-Healthcare

SECTOR CODES: 7-Financials, 8-Information Technology, 9-Communication Services, 10-Utilities, 11-Real Estate

COMPANY	SECTOR	TICKER	PRICE	YIELD	XSEC IPSCORE	Behavioral Preference Factor	ABSOLUTE-SCALE METRICS			RELATIVE-SCALE METRICS					MKT CAP \$millions	DAYS2TR	EPS REPORT DATE	INDUSTRY GROUP	
							ABS DCOORD	TECH OUTLK	FUNDA OUTLK	REL DCOORD	rPScore	VTCAVG	VSCORE	TSCORE					CSCORE
Empire State Re	11	ESRT	6.66	2.10	-0.57	2.23	10	-0.37	-0.70	8	1.05	-0.52	-0.29	-0.30	-0.91	1,116	2.78	20221026	REIT-EQTY TRUST - OTHER
Pioneer Nat Res	1	PXD	250.55	1.76	-0.57	1.22	10	-0.22	-1.30	8	1.05	-0.56	-0.13	-0.15	-1.31	60,623	0.04	20221027	OIL & GAS-U S EXPLO & PROD
Hess Corp	1	HES	129.00	1.16	-0.57	1.78	10	-0.22	-1.33	8	1.05	-0.57	-0.16	-0.15	-1.31	39,940	0.09	20221026	OIL & GAS-U S INTEGRATED
Hope Bancorp	7	HOPE	13.61	4.11	-0.57	1.79	10	-0.37	-1.26	8	1.05	-0.59	-0.07	-0.30	-1.31	1,626	2.42	20221024	BANKS-WEST
Onemain Holdngs	7	OMF	30.02	12.66	-0.57	1.79	10	-0.37	-1.33	8	1.05	-0.59	-0.08	-0.30	-1.31	3,712	0.54	20221026	FINANCE-CONSUMER LOANS
Annaly Cap Mgmt	7	NLY	17.03	20.67	-0.57	2.16	10	-0.37	-0.80	8	1.05	-0.64	-0.67	-0.30	-0.91	7,341	0.11	20221026	REIT-MORTGAGE TRUST
Matador Resourc	1	MTDR	65.21	0.61	-0.57	1.78	10	-0.22	-1.26	8	1.05	-0.65	-0.41	-0.15	-1.31	7,702	0.26	20221025	OIL & GAS-U S EXPLO & PROD
Redwood Trust	7	RWT	6.22	14.79	-0.57	2.16	10	-0.37	-1.37	8	1.05	-0.75	-0.59	-0.30	-1.31	748	1.47	20221027	REIT-MORTGAGE TRUST
Option Care Hlt	6	OPCH	33.52	0.00	-0.60	0.74	10	1.55	-0.87	7	0.29	0.33	-0.01	1.63	-0.52	6,096	0.67	20221027	MEDICAL-OUTPNT/HM CARE
Dynex Cap Inc	7	DX	11.84	13.18	-0.60	0.79	10	1.41	-0.80	7	0.29	0.23	-0.16	1.48	-0.52	527	1.35	20221024	REIT-MORTGAGE TRUST
Alphabet Inc-C	9	GOOG	100.29	0.00	-0.60	0.33	10	1.41	-0.84	7	0.29	0.23	-0.16	1.48	-0.52	1,308,183	0.01	20221025	INTERNET SERVICES
Northwestern Cp	10	NWE	51.66	4.88	-0.60	0.42	10	1.41	-0.70	7	0.29	0.09	-0.16	1.48	-0.91	2,901	0.95	20221024	UTILITY-ELECTRIC POWER
Ladder Cap Cp-A	7	LADR	9.76	9.43	-0.60	0.79	10	1.70	-0.77	7	0.29	0.00	-1.17	1.78	-0.52	1,238	2.33	20221027	REIT-MORTGAGE TRUST
St Joe Co	11	JOE	32.88	1.22	-0.60	0.82	10	1.41	-1.12	7	0.29	-0.02	-0.44	1.48	-0.98	1,937	2.94	20221026	REAL ESTATE DEVELOPMENT
Xcel Energy Inc	10	XEL	61.10	3.19	-0.60	0.42	10	1.41	-1.12	7	0.29	-0.03	-0.10	1.48	-1.31	33,421	0.11	20221027	UTILITY-ELECTRIC POWER
Cme Group Inc	7	CME	172.80	2.31	-0.60	0.79	10	1.41	-0.73	7	0.29	-0.03	-0.55	1.48	-0.91	62,111	0.09	20221026	SECURITIES EXCHANGES
Koninklijke Phl	6	PHG	13.21	5.87	-0.60	0.33	10	1.41	-1.37	7	0.29	-0.10	-0.33	1.48	-1.31	11,748	0.63	20221024	MEDICAL PRODUCTS
Tradeweb Markts	7	TW	53.35	0.60	-0.60	0.79	10	1.41	-0.73	7	0.29	-0.14	-0.90	1.48	-0.91	11,082	0.49	20221027	FINANCE-INVESTMENT BKRS
Spirit Airlines	3	SAVE	19.80	0.00	-0.60	0.34	10	-0.07	-0.95	7	0.29	-0.21	-0.06	0.00	-0.52	2,155	0.75	20221026	TRANSPORTATION-AIRLINE
Red Rock Resrts	4	RRR	38.33	2.61	-0.60	-0.58	10	-0.07	-0.91	7	0.29	-0.30	-0.34	0.00	-0.52	4,119	1.41	20221027	GAMING
Netstreit Corp	11	NTST	17.68	4.52	-0.60	0.82	10	1.41	-1.19	7	0.29	-0.34	-1.08	1.48	-1.31	890	1.87	20221027	REIT-EQTY TRUST - OTHER
Mr Cooper Group	7	COOP	42.52	0.00	-0.60	0.79	10	-0.07	-0.73	7	0.29	-0.40	-0.23	0.00	-0.91	3,047	0.96	20221026	FINANCE-CONSUMER LOANS
Churchill Downs	4	CHDN	198.98	0.34	-0.60	-0.58	10	-0.07	-0.77	7	0.29	-0.41	-0.26	0.00	-0.91	7,501	0.72	20221026	GAMING
Aon Plc	7	AON	280.93	0.80	-0.60	0.79	10	-0.07	-0.73	7	0.29	-0.42	-0.72	0.00	-0.52	59,255	0.11	20221028	INSURANCE-BROKERS
Ares Management	7	ARES	65.85	3.71	-0.60	0.79	10	-0.07	-0.66	7	0.29	-0.44	-0.80	0.00	-0.52	19,354	0.29	20221027	FINANCE-INVESTMENT MGMT
Indep Bank Grp	7	IBTX	67.28	2.26	-0.60	0.79	10	-0.07	-0.73	7	0.29	-0.57	-1.19	0.00	-0.52	2,770	2.01	20221024	BANKS-SOUTHEAST
Maxlinear Inc-A	8	MXL	30.45	0.00	-0.65	-0.43	10	1.41	-0.77	5	-0.80	0.61	1.01	1.48	-0.52	2,385	1.33	20221025	SEMI-ANALOG & MIXED
V F Corp	4	VFC	28.45	7.03	-0.65	-1.62	10	1.41	-0.91	5	-0.80	0.57	1.31	1.48	-0.91	11,053	0.14	20221026	TEXTILE-APPAREL MFG
Conmed Corp	6	CNMD	78.68	1.02	-0.65	-0.03	10	1.70	-0.87	5	-0.80	0.56	0.58	1.78	-0.52	2,397	0.86	20221026	MEDICAL/DENTAL-SUPPLIES
Dorman Products	4	DORM	89.94	0.00	-0.65	-1.62	10	1.70	-0.80	5	-0.80	0.52	0.44	1.78	-0.52	2,827	2.46	20221024	AUTO/TRUCK-REPLACE PRTS
Linde Plc	2	LIN	283.91	1.65	-0.65	-0.48	10	1.70	-1.19	5	-0.80	0.49	1.22	1.78	-1.31	141,491	0.05	20221027	OIL & GAS-FIELD SERVICES
Sherwin William	2	SHW	207.24	1.16	-0.65	-0.48	10	1.41	-0.84	5	-0.80	0.47	0.58	1.48	-0.52	53,713	0.08	20221025	PAINTS & ALLIED PRODUCTS
Kbr Inc	3	KBR	46.93	1.02	-0.65	-0.03	10	1.70	-0.77	5	-0.80	0.47	0.28	1.78	-0.52	6,550	0.42	20221026	ENGINEERING/R&D SVCS
Newmark Group	11	NMRK	8.45	1.42	-0.65	-1.63	10	1.41	-0.80	5	-0.80	0.47	0.56	1.48	-0.52	1,513	2.99	20221028	REAL ESTATE OPERATIONS
Textron Inc	3	TXT	61.84	0.13	-0.65	-0.44	10	1.70	-0.77	5	-0.80	0.44	0.19	1.78	-0.52	13,081	0.29	20221027	AEROSPACE/DEFENSE
John Bean Tech	3	JBT	95.03	0.42	-0.65	-0.44	10	1.70	-1.26	5	-0.80	0.43	0.68	1.78	-0.98	3,028	1.53	20221026	MACHINERY-THERMAL PROC
Sensata Technol	3	ST	40.17	1.10	-0.65	-0.44	10	1.41	-0.87	5	-0.80	0.43	0.44	1.48	-0.52	6,236	0.37	20221025	INSTRUMENTS-CONTROL

Date: 10-19-2022

Cross Sector Analysis - Stocks are ranked from most to least attractive **INDEPENDENT OF SECTOR GROUPING**

SECTOR CODES: 1-Energy, 2-Materials, 3-Industrials, 4-Consumer Discretionary, 5-Consumer Staples, 6-Healthcare

SECTOR CODES: 7-Financials, 8-Information Technology, 9-Communication Services, 10-Utilities, 11-Real Estate

COMPANY	SECTOR	TICKER	PRICE	YIELD	XSEC IPSCORE	Behavioral Preference Factor	ABSOLUTE-SCALE METRICS			RELATIVE-SCALE METRICS					MKT CAP \$millions	DAYS2TR	EPS REPORT DATE	INDUSTRY GROUP	
							ABS DCOORD	TECH OUTLK	FUNDA OUTLK	REL DCOORD	rPScore	VTCAVG	VSCORE	TSCORE					CSCORE
Travel+Leisure	4	TNL	38.97	4.11	-0.65	-1.62	10	1.41	-0.77	5	-0.80	0.42	0.43	1.48	-0.52	3,267	0.60	20221027	LEISURE & RECREATION SVCS
Chemours Compny	2	CC	28.77	3.48	-0.65	-0.48	10	1.70	-0.87	5	-0.80	0.42	0.56	1.78	-0.91	4,463	0.34	20221025	CHEMICALS-DIVERSIFIED
Shopify Inc	9	SHOP	28.35	0.00	-0.65	-0.43	10	1.41	-0.95	5	-0.80	0.42	0.41	1.48	-0.52	35,802	0.03	20221027	INTERNET SERVICES
Alexandria Real	11	ARE	130.59	3.61	-0.65	-0.48	10	1.41	-0.70	5	-0.80	0.41	0.38	1.48	-0.52	21,308	0.21	20221024	REIT-EQTY TRUST - OTHER
Amer Tower Corp	11	AMT	190.99	3.08	-0.65	-0.03	10	1.41	-0.77	5	-0.80	0.41	0.37	1.48	-0.52	88,922	0.06	20221027	REIT-EQTY TRUST - OTHER
Edwards Lifesci	6	EW	85.95	0.00	-0.65	-0.03	10	1.70	-0.80	5	-0.80	0.40	0.07	1.78	-0.52	53,284	0.11	20221026	MEDICAL INSTRUMENTS
Alphabet Inc-A	9	GOOGL	99.63	0.00	-0.65	-0.43	10	1.41	-0.84	5	-0.80	0.39	0.34	1.48	-0.52	1,299,574	0.01	20221025	INTERNET SERVICES
Pilgrims Pride	5	PPC	21.73	0.00	-0.65	-0.47	10	1.70	-0.91	5	-0.80	0.38	0.45	1.78	-0.91	5,194	1.60	20221026	FOOD-MEAT PRODUCTS
Avantor Inc	6	AVTR	20.14	0.00	-0.65	-0.43	10	1.41	-0.80	5	-0.80	0.37	0.27	1.48	-0.52	13,575	0.18	20221028	MEDICAL SERVICES
Acadia Rlty Tr	11	AKR	13.03	5.53	-0.65	-0.48	10	1.70	-1.23	5	-0.80	0.37	0.86	1.78	-1.31	1,237	2.60	20221025	REIT-EQTY TRUST - RETAIL
General Motors	4	GM	33.63	1.07	-0.65	-1.62	10	1.41	-0.80	5	-0.80	0.37	0.27	1.48	-0.52	49,034	0.05	20221025	AUTO MFRS-DOMESTIC
Extreme Netwrks	8	EXTR	14.13	0.00	-0.65	-0.43	10	1.55	-0.77	5	-0.80	0.36	0.09	1.63	-0.52	1,854	1.81	20221027	COMPUTER-NETWORKS
Simpson Mfg Inc	3	SSD	78.35	1.33	-0.65	-0.44	10	1.41	-0.84	5	-0.80	0.34	0.17	1.48	-0.52	3,382	1.53	20221024	BLDG & CONST PROD-MISC
Utd Microelectr	8	UMC	5.87	0.00	-0.65	-0.43	10	1.41	-0.84	5	-0.80	0.34	0.16	1.48	-0.52	14,585	0.40	20221026	ELEC-SEMICONDUCTORS
Janus Henderson	7	JHG	20.80	7.50	-0.65	-0.03	10	1.70	-0.91	5	-0.80	0.34	0.31	1.78	-0.91	3,446	0.83	20221027	FINANCE-INVESTMENT MGMT
Transunion	3	TRU	55.95	0.75	-0.65	-0.44	10	1.41	-1.30	5	-0.80	0.32	1.00	1.48	-1.31	10,770	0.31	20221025	BUSINESS INFORMATION SERVICES
Comcast Corp A	9	CMCSA	30.39	3.55	-0.65	-0.43	10	1.41	-0.80	5	-0.80	0.31	0.50	1.48	-0.91	134,118	0.03	20221027	CABLE TV
Dte Energy Co	10	DTE	108.63	3.26	-0.65	-0.54	10	1.70	-0.66	5	-0.80	0.27	0.09	1.78	-0.91	21,046	0.12	20221027	UTILITY-ELECTRIC POWER
Anheuser-Bu Adr	5	BUD	45.61	0.87	-0.65	-0.47	10	1.70	-1.26	5	-0.80	0.26	0.50	1.78	-1.31	90,308	0.32	20221027	BEVERAGES-ALCOHOLIC
Ford Motor Co	4	F	12.13	4.95	-0.65	-1.62	10	1.70	-0.70	5	-0.80	0.24	0.01	1.78	-0.91	48,765	0.03	20221026	AUTO MFRS-DOMESTIC
Amedisys Inc	6	AMED	96.93	0.00	-0.65	-0.43	10	1.70	-1.23	5	-0.80	0.23	0.40	1.78	-1.31	3,145	0.60	20221026	MEDICAL-OUTPNT/HM CARE
Eagle Materials	2	EXP	113.24	0.88	-0.65	-0.48	10	1.41	-1.23	5	-0.80	0.21	0.27	1.48	-0.98	4,267	0.70	20221026	BLDG-CEMENT/CONCRT/AG
Servicenow Inc	8	NOW	355.44	0.00	-0.65	-0.03	10	1.41	-1.23	5	-0.80	0.17	0.15	1.48	-0.98	71,799	0.03	20221026	IT SERVICES
Vicor Corp	3	VICR	48.50	0.00	-0.65	-0.44	10	1.41	-1.16	5	-0.80	0.16	0.11	1.48	-0.98	2,133	2.68	20221025	ELEC-MISC COMPONENTS
Fortis Inc	10	FTS	37.35	4.41	-0.65	-0.54	10	1.41	-0.84	5	-0.80	0.15	0.02	1.48	-0.91	17,940	0.67	20221028	UTILITY-ELECTRIC POWER
Avnet	8	AVT	38.50	3.01	-0.65	-0.43	10	1.70	-1.33	5	-0.80	0.14	0.13	1.78	-1.31	3,584	0.81	20221026	ELECTRONIC PARTS DISTRIB
Coca Cola Co	5	KO	55.96	3.15	-0.65	-0.03	10	1.70	-1.23	5	-0.80	0.13	0.09	1.78	-1.31	242,006	0.03	20221025	BEVERAGES-SOFT DRINKS
Prog Holdings	7	PRG	12.89	0.00	-0.65	0.40	10	-0.37	-0.80	6	-0.80	0.12	1.26	-0.30	-0.52	697	2.80	20221026	FINANCE-CONSUMER LOANS
Xerox Holdings	8	XRX	15.28	6.54	-0.65	-0.43	10	-0.07	-1.23	5	-0.80	0.09	1.39	0.00	-0.98	2,377	0.99	20221025	OFFICE SUPPLIES & FORMS
Utd States Stl	2	X	19.54	1.02	-0.65	-0.03	10	-0.07	-0.91	5	-0.80	0.07	0.80	0.00	-0.52	4,635	0.11	20221027	STEEL-PRODUCERS
Mdc Hldgs	4	MDC	28.61	6.99	-0.65	-1.62	10	-0.07	-0.91	5	-0.80	0.07	0.80	0.00	-0.52	2,036	1.12	20221027	BLDG-RESIDENT/COMMRL
Teleflex Inc	6	TFX	197.90	0.69	-0.65	-0.43	10	-0.07	-0.84	5	-0.80	0.04	0.72	0.00	-0.52	9,283	0.32	20221027	MEDICAL INSTRUMENTS
Teledyne Tech	8	TDY	348.51	0.00	-0.65	-0.43	10	-0.07	-0.77	5	-0.80	0.03	0.67	0.00	-0.52	16,333	0.25	20221026	AEROSPACE/DEFENSE EQUIP
Cleveland-Cliff	2	CLF	14.82	0.00	-0.65	-0.03	10	-0.07	-0.95	5	-0.80	0.00	1.03	0.00	-0.91	7,666	0.14	20221025	MINING-MISC
Amazon.Com Inc	4	AMZN	115.07	0.00	-0.65	-0.47	10	-0.07	-1.30	5	-0.80	-0.04	0.96	0.00	-0.98	1,172,282	0.00	20221027	ELECTRONIC COMMERCE
Group 1 Auto	4	GPI	160.47	0.95	-0.65	-1.62	10	-0.07	-0.73	5	-0.80	-0.07	0.38	0.00	-0.52	2,534	0.64	20221026	RETAIL/WHOLESALE AUTO/TRUCK
Caci Intl A	3	CACI	261.93	0.00	-0.65	-0.03	10	-0.07	-0.80	5	-0.80	-0.08	0.33	0.00	-0.52	6,135	0.75	20221026	COMPUTER-SERVICES

Date: 10-19-2022

Cross Sector Analysis - Stocks are ranked from most to least attractive **INDEPENDENT OF SECTOR GROUPING**

SECTOR CODES: 1-Energy, 2-Materials, 3-Industrials, 4-Consumer Discretionary, 5-Consumer Staples, 6-Healthcare

SECTOR CODES: 7-Financials, 8-Information Technology, 9-Communication Services, 10-Utilities, 11-Real Estate

COMPANY	SECTOR	TICKER	PRICE	YIELD	XSEC IPSCORE	Behavioral Preference Factor	ABSOLUTE-SCALE METRICS			RELATIVE-SCALE METRICS					MKT CAP \$millions	DAYS2TR	EPS REPORT DATE	INDUSTRY GROUP	
							ABS DCOORD	TECH OUTLK	FUNDA OUTLK	REL DCOORD	rPScore	VTCAVG	VSCORE	TSCORE					CSCORE
Univl Hlth Svcs	6	UHS	95.05	0.84	-0.65	-0.43	10	-0.07	-0.80	5	-0.80	-0.10	0.29	0.00	-0.52	6,936	0.44	20221025	MEDICAL-HOSPITALS
Flowserve Corp	3	FLS	25.64	3.12	-0.65	-0.44	10	-0.07	-0.84	5	-0.80	-0.10	0.72	0.00	-0.91	3,351	0.67	20221026	MACHINERY-GEN INDUSTRIAL
Masco	3	MAS	46.35	2.42	-0.65	0.39	10	-0.37	-0.80	6	-0.80	-0.10	0.56	-0.30	-0.52	10,453	0.30	20221026	BLDG & CONST PROD-MISC
Southwest Air	3	LUV	33.12	0.00	-0.65	0.39	10	-0.37	-0.91	6	-0.80	-0.12	0.50	-0.30	-0.52	19,652	0.13	20221027	TRANSPORTATION-AIRLINE
Synchrony Fin	7	SYF	31.59	2.91	-0.65	-0.46	10	-0.07	-0.73	5	-0.80	-0.13	0.19	0.00	-0.52	15,219	0.13	20221025	FINANCE-MISC SERVICES
Juniper Netwrks	8	JNPR	27.37	3.07	-0.65	-0.43	10	-0.07	-0.84	5	-0.80	-0.13	0.19	0.00	-0.52	8,830	0.27	20221025	WIRELESS EQUIPMENT
Starbucks Corp	4	SBUX	87.52	2.24	-0.65	-1.17	10	-0.67	-0.70	6	-0.80	-0.13	0.76	-0.59	-0.52	100,420	0.04	20221027	RETAIL-FOOD & RESTAURANTS
Sei Investments	7	SEIC	48.44	1.65	-0.65	-0.46	10	-0.07	-0.84	5	-0.80	-0.13	0.61	0.00	-0.91	6,563	0.91	20221026	FINANCE-INVESTMENT MGMT
M/I Homes Inc	4	MHO	38.34	0.00	-0.65	-1.17	10	-0.37	-0.80	6	-0.80	-0.14	0.44	-0.30	-0.52	1,064	2.73	20221026	BLDG-RESIDENT/COMMRC
Meritage Homes	4	MTH	66.76	0.00	-0.65	-1.62	10	-0.07	-0.91	5	-0.80	-0.15	0.57	0.00	-0.91	2,441	0.87	20221026	BLDG-RESIDENT/COMMRC
O Reilly Auto	4	ORLY	737.72	0.00	-0.65	-0.85	10	-0.22	-0.80	6	-0.80	-0.16	0.24	-0.15	-0.52	46,711	0.07	20221026	RETAIL/WHLSLE-AUTO PARTS
Marinemax Inc	4	HZO	28.27	0.00	-0.65	-1.17	10	-0.37	-0.84	6	-0.80	-0.16	0.38	-0.30	-0.52	609	2.88	20221025	RETAIL-MISC/DIVERSIFIED
Lendingclub Cp	7	LC	11.32	0.00	-0.65	0.40	10	-0.37	-0.91	6	-0.80	-0.16	0.38	-0.30	-0.52	1,173	1.28	20221026	FINANCE-MISC SERVICES
Fortune Brd H&S	3	FBHS	55.01	2.04	-0.65	0.39	10	-0.37	-0.70	6	-0.80	-0.16	0.81	-0.30	-0.91	7,114	0.35	20221026	RETAIL-HOME FURNISHINGS
Skechers Usa-A	4	SKX	35.70	0.00	-0.65	-1.62	10	-0.07	-0.80	5	-0.80	-0.17	0.06	0.00	-0.52	5,571	0.44	20221025	SHOES & REL APPAREL
Pulte Group Onc	4	PHM	37.16	1.61	-0.65	-1.62	10	-0.07	-0.80	5	-0.80	-0.18	0.46	0.00	-0.91	8,602	0.30	20221025	BLDG-RESIDENT/COMMRC
Potlatch Corp	11	PCH	44.05	4.00	-0.65	0.42	10	-0.37	-0.84	6	-0.80	-0.19	0.29	-0.30	-0.52	3,051	0.75	20221024	BLDG PROD-WOOD
Caredx Inc	6	CDNA	15.44	0.00	-0.65	0.37	10	-0.37	-0.95	6	-0.80	-0.20	0.27	-0.30	-0.52	825	1.98	20221027	MEDICAL SERVICES
Boyd Gaming Cp	4	BYD	52.01	1.15	-0.65	-0.85	10	-0.37	-0.84	6	-0.80	-0.21	0.23	-0.30	-0.52	5,699	0.46	20221025	GAMING
Packaging Corp	2	PKG	114.40	4.37	-0.65	-0.03	10	-0.07	-0.87	5	-0.80	-0.23	0.32	0.00	-0.91	10,724	0.32	20221024	CONTAINERS-PAPER/PLASTIC
Crown Hldgs Inc	2	CCK	83.08	1.06	-0.65	-0.48	10	-0.07	-0.84	5	-0.80	-0.23	0.32	0.00	-0.91	10,067	0.20	20221024	CONTAINERS-METAL/GLASS
Tronox Holdings	2	TROX	12.67	3.95	-0.65	0.80	10	-0.37	-0.91	6	-0.80	-0.25	0.53	-0.30	-0.91	1,957	1.36	20221026	CHEMICALS-DIVERSIFIED
Intl Paper	2	IP	32.56	5.68	-0.65	0.80	10	-0.37	-1.33	6	-0.80	-0.26	0.58	-0.30	-0.98	11,787	0.18	20221027	PAPER & PAPER PRODUCTS
Taylor Morrison	4	TMHC	24.05	0.00	-0.65	-1.17	10	-0.37	-0.87	6	-0.80	-0.28	0.45	-0.30	-0.91	2,734	0.83	20221026	BLDG-RESIDENT/COMMRC
Masimo Corp	6	MASI	135.08	0.00	-0.65	-0.43	10	-0.07	-0.80	5	-0.80	-0.30	0.09	0.00	-0.91	7,096	0.27	20221025	MEDICAL INSTRUMENTS
Capital One Fin	7	COF	95.23	2.52	-0.65	-0.46	10	-0.07	-0.80	5	-0.80	-0.30	0.08	0.00	-0.91	36,551	0.10	20221027	FINANCE-CONSUMER LOANS
Patrick Inds	4	PATK	43.23	3.05	-0.65	0.41	10	-0.37	-1.30	6	-0.80	-0.31	0.81	-0.30	-1.31	988	2.81	20221027	BLDG-MOBILE/MFG & RV
Nvent Electric	3	NVT	32.95	2.12	-0.65	-0.03	10	-0.07	-0.73	5	-0.80	-0.33	0.00	0.00	-0.91	5,486	0.85	20221028	ELEC-MISC COMPONENTS
Northrop Grummn	3	NOC	510.91	1.35	-0.65	0.74	10	-0.22	-1.23	6	-0.80	-0.33	0.22	-0.15	-0.98	79,044	0.05	20221027	AEROSPACE/DEFENSE
Mattel Inc	4	MAT	19.37	0.00	-0.65	-0.47	10	-0.07	-1.23	5	-0.80	-0.33	0.44	0.00	-1.31	6,843	0.41	20221025	TOYS/GAMES/HOBBY PROD
Polaris Inc	4	PII	93.74	2.73	-0.65	-0.47	10	-0.07	-1.19	5	-0.80	-0.37	0.32	0.00	-1.31	5,583	0.48	20221025	AUTO MFRS-DOMESTIC
Bloomin Brands	4	BLMN	21.56	2.60	-0.65	-1.17	10	-0.67	-0.70	6	-0.80	-0.40	0.36	-0.59	-0.91	1,925	0.93	20221028	RETAIL-FOOD & RESTAURANTS
Mohawk Inds Inc	4	MHK	94.95	0.00	-0.65	0.41	10	-0.37	-1.33	6	-0.80	-0.41	0.49	-0.30	-1.31	6,033	0.43	20221027	TEXTILE-HOME FURNISHING
Olin Corp	2	OLN	47.81	1.67	-0.65	0.42	10	-0.37	-1.37	6	-0.80	-0.41	0.48	-0.30	-1.31	6,939	0.33	20221026	CHEMICALS-DIVERSIFIED
Greenbrier Cos	3	GBX	25.66	4.21	-0.65	0.39	10	-0.37	-1.16	6	-0.80	-0.43	0.04	-0.30	-0.98	836	2.47	20221027	TRANSPORTATION-EQP & LSNG
Discover Fin Sv	7	DFS	93.43	2.57	-0.65	-0.46	10	-0.07	-1.16	5	-0.80	-0.45	0.07	0.00	-1.31	25,522	0.15	20221024	FINANCE-CONSUMER LOANS
Appld Indl Tech	3	AIT	111.49	1.22	-0.65	0.74	10	-0.22	-1.16	6	-0.80	-0.45	0.21	-0.15	-1.31	4,300	1.12	20221027	MACHINERY-GEN INDUSTRIAL

Date: 10-19-2022

Cross Sector Analysis - Stocks are ranked from most to least attractive **INDEPENDENT OF SECTOR GROUPING**

SECTOR CODES: 1-Energy, 2-Materials, 3-Industrials, 4-Consumer Discretionary, 5-Consumer Staples, 6-Healthcare

SECTOR CODES: 7-Financials, 8-Information Technology, 9-Communication Services, 10-Utilities, 11-Real Estate

COMPANY	SECTOR	TICKER	PRICE	YIELD	XSEC IPSCORE	Behavioral Preference Factor	ABSOLUTE-SCALE METRICS			RELATIVE-SCALE METRICS					MKT CAP \$millions	DAYS2TR	EPS REPORT DATE	INDUSTRY GROUP	
							ABS DCOORD	TECH OUTLK	FUNDA OUTLK	REL DCOORD	rPScore	VTCAVG	VSCORE	TSCORE					CSCORE
Axalta Coat Sys	2	AXTA	22.93	0.00	-0.65	0.42	10	-0.37	-1.33	6	-0.80	-0.48	0.27	-0.30	-1.31	5,057	0.47	20221025	CHEMICALS-SPECIALTY
Integer Holdngs	6	ITGR	56.00	0.00	-0.65	0.37	10	-0.37	-1.33	6	-0.80	-0.50	0.21	-0.30	-1.31	1,855	1.37	20221027	MEDICAL INSTRUMENTS
Rpc Inc	1	RES	8.74	0.92	-0.80	0.46	11	-1.11	1.13	4	1.30	0.05	-0.36	-1.04	1.37	1,894	2.97	20221026	OIL & GAS-FIELD SERVICES
Rush Entrprs-A	3	RUSHA	48.10	1.75	-0.80	0.33	11	-1.41	1.06	4	1.30	0.00	-0.22	-1.33	1.37	2,663	2.17	20221025	RETAIL/WHOLESALE AUTO/TRUCK
Oceaneering Int	1	OII	9.64	0.00	-0.80	0.86	11	-1.41	1.13	4	1.30	-0.03	-0.30	-1.33	1.37	967	1.94	20221026	OIL & GAS-FIELD SERVICES
Nabors Ind	1	NBR	126.83	0.00	-0.80	0.86	11	-1.41	0.71	4	1.30	-0.06	-0.32	-1.33	1.31	1,332	1.27	20221025	OIL & GAS-DRILLNG
Fomento Eco-Adr	5	FMX	64.84	2.54	-0.80	0.35	11	-1.70	1.03	4	1.30	-0.08	-0.15	-1.63	1.37	23,201	0.68	20221028	BEVERAGES-SOFT DRINKS
Patterson-Uti	1	PTEN	14.57	1.10	-0.80	0.86	11	-1.41	0.71	4	1.30	-0.14	-0.20	-1.33	0.98	3,159	0.61	20221026	OIL & GAS-DRILLNG
Hartford Fin Sv	7	HIG	68.00	2.26	-0.80	0.35	11	-1.41	0.64	4	1.30	-0.19	-0.35	-1.33	0.98	21,974	0.20	20221027	INSURANCE-MULTI LINE
Chubb Ltd	7	CB	195.98	1.69	-0.80	0.66	11	-1.70	1.06	4	1.30	-0.34	-0.62	-1.63	1.04	81,849	0.08	20221025	INSURANCE-PROP/CAS/TITLE
Gibraltar Indus	3	ROCK	45.56	0.00	-0.83	-0.09	11	-1.11	1.03	2	0.71	0.36	0.62	-1.04	1.37	1,441	2.60	20221026	BLDG & CONST PROD-MISC
Nov Inc	1	NOV	19.58	1.02	-0.83	0.28	11	-1.11	1.13	2	0.71	0.18	0.04	-1.04	1.37	7,691	0.35	20221027	TECHNOLOGY SERVICES
Agco Corp	3	AGCO	111.41	0.86	-0.83	-0.09	11	-1.41	1.06	2	0.71	0.13	0.20	-1.33	1.37	8,311	0.34	20221027	MACHINERY-FARM
Altria Group	5	MO	44.67	8.42	-0.83	-0.09	11	-1.70	0.61	2	0.71	-0.20	0.36	-1.63	0.59	80,443	0.06	20221027	TOBACCO
Sap Se	8	SAP	86.73	2.36	-0.92	-2.06	11	0.37	1.10	1	-1.31	0.94	0.67	0.44	1.63	102,305	0.18	20221025	COMPUTER-SOFTWARE
Frontier Gp Hld	3	ULCC	9.54	0.00	-1.04	0.54	12	-1.26	-0.10	4	1.30	-0.34	-0.46	-1.18	0.52	2,077	2.49	20221026	TRANSPORTATION-AIRLINE
Fortive Corp	3	FTV	60.67	0.46	-1.04	0.54	12	-1.26	-0.24	4	1.30	-0.51	-0.41	-1.18	0.00	21,580	0.24	20221026	ELEC TEST EQUIPMENT
Lennox Intl Inc	3	LII	216.54	1.96	-1.07	-0.17	12	-0.81	-0.31	2	0.71	0.05	0.89	-0.74	0.00	7,672	0.30	20221027	BLDG PROD-AIR COND/HEAT
Amer Elec Pwr	10	AEP	85.90	3.63	-1.08	1.23	12	0.96	-0.24	3	0.29	0.28	-0.16	1.04	0.00	44,130	0.08	20221027	UTILITY-ELECTRIC POWER
Travere Therpts	6	TVTX	22.45	0.00	-1.08	-0.69	12	0.96	-0.45	3	0.29	-0.03	-1.12	1.04	0.00	1,426	1.09	20221027	MEDICAL-BIOMED/GENETICS
Fiserv Inc	8	FISV	96.23	0.00	-1.13	-1.22	12	-0.81	-0.28	6	-0.80	-0.24	0.50	-0.74	-0.46	61,547	0.07	20221027	FINANCIAL TRANSACTION SERVICES
Avery Dennison	2	AVY	171.27	1.75	-1.13	-1.04	12	-0.81	-0.28	6	-0.80	-0.29	0.34	-0.74	-0.46	13,917	0.32	20221026	OFFICE SUPPLIES & FORMS
Plexus Corp	8	PLXS	90.38	0.00	-1.29	1.75	13	-0.52	-0.77	8	1.05	-0.35	-0.07	-0.44	-0.52	2,505	2.17	20221026	ELEC MANUF SVS (EMS)
Antero Resource	1	AR	36.80	0.00	-1.29	2.49	13	-0.52	-0.91	8	1.05	-0.46	-0.39	-0.44	-0.52	11,265	0.07	20221026	OIL & GAS-U S EXPLO & PROD
Icici Bank Ltd	7	IBN	21.57	0.52	-1.29	1.90	13	-0.52	-0.70	8	1.05	-0.68	-1.08	-0.44	-0.52	75,145	0.16	20221028	BANKS-FOREIGN
Chart Industrie	3	GTLS	195.04	0.00	-1.33	0.50	13	1.26	-0.70	7	0.29	0.17	-0.22	1.33	-0.52	7,143	0.39	20221028	MACHINERY-GEN INDUSTRIAL
Range Resources	1	RRC	28.27	1.13	-1.33	0.69	13	1.26	-1.23	7	0.29	-0.18	-0.41	1.33	-1.31	7,432	0.18	20221024	OIL & GAS-U S EXPLO & PROD
Lkq Corp	4	LKQ	51.15	1.96	-1.37	-1.44	13	-0.52	-0.70	6	-0.80	-0.32	0.46	-0.44	-0.91	14,035	0.36	20221027	AUTO/TRUCK-REPLACE PRTS
Southwestrn Ene	1	SWN	6.94	0.00	-1.37	0.18	13	-0.52	-1.26	6	-0.80	-0.57	0.13	-0.44	-1.31	7,733	0.12	20221027	OIL & GAS-U S EXPLO & PROD
Brinks Co The	3	BCO	57.95	1.38	-1.52	0.38	14	-1.41	0.11	4	1.30	-0.24	-0.02	-1.33	0.52	2,738	1.38	20221026	OUTSOURCING
Deutsche Bk Ag	7	DB	8.67	0.00	-1.52	1.63	14	-1.41	-0.42	4	1.30	-0.51	-0.27	-1.33	0.00	17,919	0.37	20221026	BANKS-FOREIGN
Slm Corp	7	SLM	15.34	2.87	-1.52	2.00	14	-1.41	-0.45	4	1.30	-0.54	-0.36	-1.33	0.00	3,856	0.76	20221026	FINANCE-CONSUMER LOANS
Meta Finl Grp	7	CASH	37.50	0.53	-1.52	2.00	14	-1.70	-0.24	4	1.30	-0.66	-0.45	-1.63	0.00	1,090	2.81	20221027	FINANCE-SAVINGS & LOAN
Houlihan Lokey	7	HLI	80.54	2.63	-1.53	1.81	14	-1.70	-0.49	8	1.05	-0.72	-0.11	-1.63	-0.46	5,540	1.04	20221027	FINANCE-MISC SERVICES
Airbus Group Nv	3	EADSY	24.53	1.24	-1.55	-0.05	14	-1.41	-0.06	2	0.71	-0.14	0.30	-1.33	0.52	77,332	2.01	20221027	AEROSPACE/DEFENSE
Crane Co	3	CR	98.77	1.90	-1.55	-0.34	14	-1.11	-0.38	2	0.71	-0.18	0.47	-1.04	0.00	5,541	1.13	20221024	MACHINERY-MATERIAL HDLG
Cnx Resources	1	CNX	18.10	0.00	-1.57	0.57	14	0.37	-0.49	7	0.29	-0.12	-0.30	0.44	-0.46	3,429	0.45	20221027	OIL & GAS-U S EXPLO & PROD

Date: 10-19-2022

Cross Sector Analysis - Stocks are ranked from most to least attractive **INDEPENDENT OF SECTOR GROUPING**

SECTOR CODES: 1-Energy, 2-Materials, 3-Industrials, 4-Consumer Discretionary, 5-Consumer Staples, 6-Healthcare

SECTOR CODES: 7-Financials, 8-Information Technology, 9-Communication Services, 10-Utilities, 11-Real Estate

COMPANY	SECTOR	TICKER	PRICE	YIELD	XSEC IPSCORE	Behavioral Preference Factor	ABSOLUTE-SCALE METRICS			RELATIVE-SCALE METRICS					MKT CAP \$millions	DAYS2TR	EPS REPORT DATE	INDUSTRY GROUP	
							ABS DCOORD	TECH OUTLK	FUNDA OUTLK	REL DCOORD	rPScore	VTCAVG	VSCORE	TSCORE					CSCORE
Newmarket Corp	2	NEU	312.49	2.69	-1.62	-1.99	14	0.37	-0.42	5	-0.80	0.18	0.63	0.44	-0.46	3,129	1.81	20221024	CHEMICALS-SPECIALTY
Bristol Myers	6	BMJ	71.14	3.04	-1.62	-1.79	14	0.37	-0.28	5	-0.80	0.12	0.46	0.44	-0.46	151,902	0.04	20221026	MEDICAL-BIOMED/GENETICS
Barnes Grp	3	B	32.91	1.94	-1.62	-1.43	14	-1.41	-0.49	6	-0.80	-0.43	0.49	-1.33	-0.46	1,663	2.77	20221028	MACHINERY-GEN INDUSTRIAL
Banco Santan Sa	7	SAN	2.56	2.84	-1.62	0.05	14	-1.41	-0.42	6	-0.80	-0.44	0.48	-1.33	-0.46	42,994	1.73	20221026	BANKS-FOREIGN
Everest Re Ltd	7	RE	279.68	0.01	-1.62	0.05	14	-1.41	-0.45	6	-0.80	-0.59	0.01	-1.33	-0.46	11,022	0.25	20221026	INSURANCE-PROP/CAS/TITLE
Raytheon Tec Cp	3	RTX	87.63	2.51	-1.66	-2.45	14	0.37	-0.38	1	-1.89	0.25	0.34	0.44	0.00	128,970	0.06	20221025	AEROSPACE/DEFENSE EQUIP
Crestwood Eqty	1	CEQP	30.26	8.66	-1.66	-2.15	14	0.67	-0.49	1	-1.89	0.24	0.00	0.74	0.00	3,306	1.62	20221025	OIL/GAS PROD PIPELINE MLP
Novocure Ltd	6	NVCR	71.11	0.00	-1.77	1.60	15	-0.81	-0.95	8	1.05	-0.51	-0.28	-0.74	-0.52	7,448	0.78	20221027	MEDICAL SERVICES
Insmid Inc	6	INSM	18.78	0.00	-1.81	0.33	15	0.96	-0.80	7	0.29	0.14	-0.02	1.04	-0.52	2,253	1.22	20221027	MEDICAL-BIOMED/GENETICS
Sunnova Egy Int	10	NOVA	15.90	0.00	-1.81	1.36	15	0.96	-0.80	7	0.29	0.04	-0.33	1.04	-0.52	1,823	0.48	20221026	SOLAR
Avangrid Inc	10	AGR	39.67	4.44	-1.81	1.36	15	0.52	-0.70	7	0.29	-0.07	-0.22	0.59	-0.52	15,337	0.76	20221025	UTILITY-ELECTRIC POWER
Gaming And Leis	11	GLPI	45.54	6.19	-1.81	0.36	15	0.96	-1.19	7	0.29	-0.37	-1.10	1.04	-0.98	11,635	0.32	20221027	REIT-EQTY TRUST - OTHER
Ambev-Pr Adr	5	ABEV	2.76	0.86	-1.86	0.34	15	0.52	-0.87	5	-0.80	0.06	0.64	0.59	-0.91	43,435	0.28	20221027	BEVERAGES-ALCOHOLIC
Penske Auto Grp	4	PAG	98.17	2.16	-1.86	-1.88	15	0.52	-0.77	5	-0.80	-0.06	0.26	0.59	-0.91	7,284	0.45	20221026	RETAIL/WHOLESALE AUTO/TRUCK
Sonic Automotve	4	SAH	43.24	2.31	-1.86	-1.31	15	-0.81	-0.87	6	-0.80	-0.42	0.00	-0.74	-0.52	1,698	1.30	20221027	RETAIL/WHOLESALE AUTO/TRUCK
Federated Herme	7	FHI	31.68	3.41	-1.86	-0.04	15	-0.81	-1.26	6	-0.80	-0.55	0.49	-0.74	-1.31	2,824	1.19	20221027	FINANCE-INVESTMENT MGMT
Autonation Inc	4	AN	97.65	0.00	-1.86	-1.62	15	-1.26	-0.73	6	-0.80	-0.58	0.39	-1.18	-0.91	5,467	0.21	20221027	RETAIL/WHOLESALE AUTO/TRUCK
Netscout Systms	8	NTCT	33.61	0.00	-2.01	1.17	16	-1.11	-0.73	8	1.05	-0.52	-0.01	-1.04	-0.52	2,403	1.51	20221027	COMPUTER-NETWORKS
Antero Midstrm	1	AM	10.36	8.69	-2.01	2.14	16	-1.11	-0.80	8	1.05	-0.63	-0.34	-1.04	-0.52	4,957	0.75	20221026	OIL & GAS-U S INTEGRATED
Dexcom Inc	6	DXCM	96.84	0.00	-2.01	1.52	16	-1.11	-0.80	8	1.05	-0.67	-0.46	-1.04	-0.52	38,018	0.09	20221027	MEDICAL INSTRUMENTS
Old Rep Intl	7	ORI	22.81	4.03	-2.01	1.26	16	-1.70	-0.84	8	1.05	-0.87	-0.06	-1.63	-0.91	7,032	0.58	20221027	INSURANCE-MULTI LINE
Inmode Ltd	6	INMD	32.31	0.00	-2.01	1.52	16	-1.70	-1.16	8	1.05	-0.88	-0.03	-1.63	-0.98	2,690	0.47	20221027	MEDICAL PRODUCTS
Asgn Inc	3	ASGN	96.67	0.00	-2.01	1.56	16	-1.41	-1.19	8	1.05	-0.94	-0.14	-1.33	-1.31	4,940	1.26	20221026	IT SERVICES
Buenaventur-Adr	2	BVN	6.38	1.10	-2.05	0.27	16	0.37	-0.95	7	0.29	-0.08	-0.11	0.44	-0.52	1,620	2.35	20221027	MINING-SILVER
Hilton Ww Hldg	4	HLT	128.70	0.47	-2.05	-1.13	16	0.07	-0.70	7	0.29	-0.17	-0.10	0.15	-0.52	35,301	0.10	20221026	HOTELS & MOTELS
Abbvie Inc	6	ABBV	143.13	3.94	-2.05	0.24	16	0.37	-0.77	7	0.29	-0.23	-0.13	0.44	-0.91	253,068	0.03	20221028	LARGE CAP PHARMA
Wyndham Hot&Res	4	WH	69.68	1.84	-2.05	-1.13	16	0.07	-0.80	7	0.29	-0.50	-0.68	0.15	-0.91	6,294	0.37	20221025	HOTELS & MOTELS
Allison Transmn	3	ALSN	36.74	2.29	-2.10	-0.95	16	0.37	-0.77	5	-0.80	0.11	0.50	0.44	-0.52	3,536	0.74	20221026	AUTO/TRUCK-ORIGINAL EQP
Oshkosh Corp	3	OSK	79.21	1.87	-2.10	-0.95	16	0.37	-0.91	5	-0.80	0.05	0.29	0.44	-0.52	5,178	0.68	20221027	AUTO/TRUCK-ORIGINAL EQP
Zendesk Inc	8	ZEN	76.73	0.00	-2.10	-0.52	16	0.07	-0.80	5	-0.80	0.01	0.46	0.15	-0.52	9,474	0.17	20221027	INTERNET SOFTWARE
L3Harris Tech	3	LHX	237.61	1.89	-2.10	0.23	16	-1.11	-0.77	6	-0.80	-0.44	0.24	-1.04	-0.52	45,467	0.10	20221027	AEROSPACE/DEFENSE
Davita Inc	6	DVA	90.67	0.00	-2.10	-0.12	16	-1.41	-0.80	6	-0.80	-0.49	0.38	-1.33	-0.52	8,278	0.52	20221028	MEDICAL-OUTPNT/HM CARE
Columbia Sports	4	COLM	72.68	1.65	-2.10	-1.71	16	-1.70	-0.87	6	-0.80	-0.50	0.65	-1.63	-0.52	4,569	0.88	20221027	TEXTILE-APPAREL MFG
Gerdau Sa Adr	2	GGB	4.87	11.43	-2.10	0.25	16	-1.41	-0.87	6	-0.80	-0.52	0.29	-1.33	-0.52	8,375	0.48	20221026	STEEL-PRODUCERS
Grand Canyon Ed	4	LOPE	84.77	0.00	-2.10	-1.71	16	-1.41	-0.80	6	-0.80	-0.53	0.28	-1.33	-0.52	2,710	1.23	20221027	SCHOOLS
Caterpillar Inc	3	CAT	184.41	2.60	-2.10	0.23	16	-1.41	-0.70	6	-0.80	-0.53	0.26	-1.33	-0.52	97,352	0.05	20221027	MACHINERY-CONST/MINING
Evertec Inc	8	EVTC	33.38	0.60	-2.10	-0.12	16	-1.41	-0.77	6	-0.80	-0.57	0.13	-1.33	-0.52	2,229	1.78	20221026	FINANCIAL TRANSACTION SERVICES

Date: 10-19-2022

Cross Sector Analysis - Stocks are ranked from most to least attractive INDEPENDENT OF SECTOR GROUPING

SECTOR CODES: 1-Energy, 2-Materials, 3-Industrials, 4-Consumer Discretionary, 5-Consumer Staples, 6-Healthcare

SECTOR CODES: 7-Financials, 8-Information Technology, 9-Communication Services, 10-Utilities, 11-Real Estate

COMPANY	SECTOR	TICKER	PRICE	YIELD	XSEC IPSCORE	Behavioral Preference Factor	ABSOLUTE-SCALE METRICS			RELATIVE-SCALE METRICS					MKT CAP \$millions	DAYS2TR	EPS REPORT DATE	INDUSTRY GROUP	
							ABS DCOORD	TECH OUTLK	FUNDA OUTLK	REL DCOORD	rPSCORE	VCAVG	VSCORE	TSCORE					CSCORE
Boston Scientif	6	BSX	40.96	0.00	-2.10	0.23	16	-1.41	-0.73	6	-0.80	-0.58	0.10	-1.33	-0.52	58,555	0.09	20221026	MEDICAL PRODUCTS
Kraft Heinz Co	5	KHC	36.29	4.41	-2.10	0.25	16	-1.41	-1.19	6	-0.80	-0.66	0.36	-1.33	-0.98	44,471	0.09	20221026	FOOD-MISC/DIVERSIFIED
Vale Sa	2	VALE	13.45	5.81	-2.10	0.25	16	-1.41	-0.91	6	-0.80	-0.73	0.09	-1.33	-0.91	61,752	0.04	20221027	MINING-IRON

Date: 10-19-2022

ON THE RADAR - 20 of the most attractive names independent of sector grouping

SECTOR CODES: 1-Energy, 2-Materials, 3-Industrials, 4-Consumer Discretionary, 5-Consumer Staples, 6-Healthcare

SECTOR CODES: 7-Financials, 8-Information Technology, 9-Communication Services, 10-Utilities, 11-Real Estate

COMPANY	SECTOR	TICKER	PRICE	YIELD	IPSCORE	XSEC IPSCORE	Behavioral Preference Factor	ABSOLUTE-SCALE METRICS			RELATIVE-SCALE METRICS						MKT CAP \$millions	DAYS2TR	EPS REPORT DATE	INDUSTRY GROUP
								ABS DCOORD	TECH OUTLK	FUNDA OUTLK	REL DCOORD	rPSCORE	VTCAVG	VSCORE	TSCORE	CSCORE				
Archer Daniels	5	ADM	88.35	1.81	1.77	1.61	1.55	1	-0.21	1.91	4	1.69	0.04	-0.37	-1.12	2.40	49,526	0.11	20221025	AGRICULTURAL OPERATIONS
Old Dominion FI	3	ODFL	260.76	0.46	1.71	1.61	1.47	1	-0.38	1.45	4	1.56	0.19	-0.79	-0.30	1.82	29,146	0.10	20221026	TRANSPORTATION-TRUCK
Calix Inc	8	CALX	60.39	0.00	1.60	1.61	1.42	1	-0.23	1.98	4	1.48	-0.06	-1.12	-0.15	2.24	3,940	0.71	20221024	INTERNET SOFTWARE
Aspen Tech Inc	8	AZPN	248.89	0.00	1.60	1.61	1.42	1	-0.23	1.94	4	1.48	-0.36	-1.86	-0.15	2.24	16,135	0.43	20221026	INTERNET SOFTWARE
Perion Network	8	PERI	22.87	0.00	1.59	1.61	1.14	1	-0.23	1.98	2	1.21	0.60	0.44	-0.15	2.43	1,016	2.60	20221025	INTERNET CONTENT
Agilysys Inc	8	AGYS	52.88	0.00	1.58	1.61	1.42	1	-0.23	1.45	4	1.03	-0.66	-2.44	-0.15	1.91	1,324	2.79	20221025	COMPUTER-INTEGRATED SYSTEMS
Ameris Bancorp	7	ABCB	49.71	1.21	1.47	1.61	1.54	1	-0.22	1.49	4	1.51	0.47	-0.33	-0.15	1.74	3,448	1.49	20221027	BANKS-SOUTHEAST
Ares Cap Cp	7	ARCC	17.87	9.63	1.47	1.61	1.54	1	-0.36	1.94	4	1.51	0.46	-0.33	-0.29	1.80	8,868	0.45	20221025	FINANCE-SBIC & COMMRL
Utd Bankshares	7	UBSI	38.87	3.70	1.47	1.61	1.54	1	-0.22	1.91	4	1.51	0.39	-0.62	-0.15	1.80	5,232	1.04	20221025	BANKS-SOUTHEAST
First Bncrp P R	7	FBP	15.75	3.05	1.47	1.61	1.54	1	-0.22	1.52	4	1.51	0.36	-0.36	-0.15	1.47	2,961	1.10	20221025	BANKS-SOUTHEAST
Zions Bancorp	7	ZION	49.22	3.33	1.45	1.61	1.54	1	-0.36	1.49	4	1.16	0.27	-0.52	-0.29	1.47	7,406	0.37	20221024	BANKS-WEST
Wsfs Finl Corp	7	WSFS	49.78	1.21	1.45	1.61	1.54	1	-0.66	1.56	4	1.16	0.21	-0.46	-0.58	1.47	3,152	1.65	20221024	FINANCE-SAVINGS & LOAN
Eastern Bnkshrs	7	EBC	21.05	1.90	1.45	1.61	1.54	1	-0.22	1.56	4	1.16	0.12	-1.02	-0.15	1.47	3,754	1.71	20221027	BANKS-NORTHEAST
Cullen Frost Bk	7	CFR	145.07	2.40	1.45	1.61	1.54	1	-0.22	1.49	4	1.16	0.01	-1.33	-0.15	1.47	9,303	0.47	20221027	BANKS-SOUTHWEST
Bok Finl Corp	7	BOKF	96.89	2.19	1.45	1.61	1.54	1	-0.22	1.94	4	1.16	-0.28	-2.46	-0.15	1.80	6,599	1.47	20221026	BANKS-SOUTHWEST
Chevron Corp	1	CVX	168.00	3.38	1.28	1.61	1.29	1	-0.22	1.52	3	1.34	0.17	-0.55	0.00	0.92	330,089	0.02	20221028	OIL & GAS-INTL INTEGRATED
Exxon Mobil Crp	1	XOM	103.79	3.39	1.27	1.61	1.29	1	-0.22	1.52	3	1.01	0.11	-0.97	0.00	1.21	432,559	0.01	20221028	OIL & GAS-INTL INTEGRATED
Valero Energy	1	VLO	123.96	3.16	1.27	1.61	1.29	1	-0.22	1.56	3	1.01	0.11	-0.69	0.00	0.92	48,837	0.05	20221025	OIL REFINING & MARKETING
Equity Resident	11	EQR	63.63	3.93	1.64	1.59	0.37	1	1.52	1.91	3	1.37	0.66	-0.68	0.48	2.18	23,932	0.20	20221025	REIT-EQTY TRUST - RESID
Eastgroup Pptys	11	EGP	142.19	3.52	1.62	1.59	0.37	1	1.84	1.45	3	0.87	0.55	-1.04	0.80	1.87	6,195	0.51	20221025	REIT-EQTY TRUST - OTHER

Date: 10-19-2022

Alphabetical listing of ALL Companies

SECTOR CODES: 1-Energy, 2-Materials, 3-Industrials, 4-Consumer Discretionary, 5-Consumer Staples, 6-Healthcare

SECTOR CODES: 7-Financials, 8-Information Technology, 9-Communication Services, 10-Utilities, 11-Real Estate

COMPANY	SECTOR	TICKER	PRICE	YIELD	IPSCORE	XSEC IPSCORE	ABSOLUTE-SCALE METRICS			RELATIVE-SCALE METRICS					MKT CAP	DAYS2TR	EPS REPORT DATE	INDUSTRY GROUP	
							ABS DCOORD	TECH OUTLK	FUNDA OUTLK	REL DCOORD	rPSORE	VTCAVG	VSCORE	TSCORE					CSCORE
3M Co	3	MMM	114.20	5.22	0.48	0.31	6	-0.38	-0.38	2	0.35	0.08	0.33	-0.30	0.00	65,049	0.07	20221025	DIVERSIFIED OPERATIONS
Abbvie Inc	6	ABBV	143.13	3.94	-2.07	-2.05	16	0.38	-0.77	7	0.04	0.00	-0.04	0.45	-0.40	253,068	0.03	20221028	LARGE CAP PHARMA
Acadia Rlty Tr	11	AKR	13.03	5.53	-0.66	-0.65	10	1.84	-1.23	5	-0.78	0.51	1.49	0.80	-0.75	1,237	2.60	20221025	REIT-EQTY TRUST - RETAIL
Agco Corp	3	AGCO	111.41	0.86	-0.67	-0.83	11	-1.44	1.06	2	0.88	0.43	0.34	-1.37	1.76	8,311	0.34	20221027	MACHINERY-FARM
Agilysys Inc	8	AGYS	52.88	0.00	1.58	1.61	1	-0.23	1.45	4	1.03	-0.66	-2.44	-0.15	1.91	1,324	2.79	20221025	COMPUTER-INTEGRATED SYSTEMS
Agnc Investment	7	AGNC	7.91	18.20	0.94	1.10	3	1.39	1.13	3	0.45	0.81	-0.27	1.46	1.40	4,135	0.14	20221024	REIT-MORTGAGE TRUST
Airbus Group Nv	3	EADSY	24.53	1.24	-1.36	-1.55	14	-1.44	-0.06	4	1.18	-0.14	-0.34	-1.37	0.94	77,332	2.01	20221027	AEROSPACE/DEFENSE
Albany Intl A	3	AIN	87.09	0.96	1.71	1.58	1	-0.23	1.52	4	1.56	0.55	-0.06	-0.15	1.82	2,708	2.01	20221024	TEXTILE-MILL PRODUCTS
Alexandria Real	11	ARE	130.59	3.61	-0.69	-0.65	10	1.52	-0.70	5	-1.36	0.06	0.09	0.48	-0.37	21,308	0.21	20221024	REIT-EQTY TRUST - OTHER
Align Tech Inc	6	ALGN	204.98	0.00	0.20	0.31	6	-0.08	-0.49	1	-1.23	0.10	0.30	0.00	0.00	16,011	0.13	20221026	MEDICAL/DENTAL-SUPPLIES
Alkermes Inc	6	ALKS	22.38	0.00	0.29	0.31	6	-0.38	-0.52	4	1.20	-0.19	-0.28	-0.30	0.00	3,676	0.66	20221026	MEDICAL-BIOMED/GENETICS
Allegion Plc	3	ALLE	92.11	1.78	0.40	0.31	6	-0.08	-0.38	1	-1.16	0.04	0.10	0.00	0.00	8,091	0.33	20221027	PROTECTION-SFTY EQ & SVC
Allegro Micro	8	ALGM	20.92	0.00	0.36	0.36	6	-0.08	-0.49	3	0.13	-0.26	-0.65	0.00	0.00	4,001	2.06	20221027	ELEC-SEMICONDUCTORS
Alliancebernstn	7	AB	34.10	8.33	0.15	0.31	6	1.39	-0.42	5	-0.96	0.43	0.54	1.46	-0.47	3,317	1.92	20221028	FINANCE-INVESTMENT MGMT
Allison Transmn	3	ALSN	36.74	2.29	-1.95	-2.10	16	0.38	-0.77	5	-1.46	0.23	0.62	0.46	-0.44	3,536	0.74	20221026	AUTO/TRUCK-ORIGINAL EQP
Alnylam Pharma	6	ALNY	192.00	0.00	-0.41	-0.34	9	-0.53	-0.49	4	1.20	-0.39	-0.73	-0.45	0.00	23,045	0.13	20221027	MEDICAL-BIOMED/GENETICS
Alphabet Inc-A	9	GOOGL	99.63	0.00	-0.70	-0.65	10	1.37	-0.84	5	-1.74	0.56	0.41	0.87	-0.08	1,299,574	0.01	20221025	INTERNET SERVICES
Alphabet Inc-C	9	GOOG	100.29	0.00	-0.70	-0.60	10	1.37	-0.84	5	-1.74	0.56	0.42	0.87	-0.08	1,308,183	0.01	20221025	INTERNET SERVICES
Altria Group	5	MO	44.67	8.42	-0.93	-0.83	11	-1.61	0.61	2	-0.19	-0.62	0.11	-2.52	1.13	80,443	0.06	20221027	TOBACCO
Amazon.Com Inc	4	AMZN	115.07	0.00	-0.41	-0.65	10	-0.08	-1.30	5	-2.28	0.13	0.83	0.00	-0.44	1,172,282	0.00	20221027	ELECTRONIC COMMERCE
Ambev-Pr Adr	5	ABEV	2.76	0.86	-1.92	-1.86	15	0.49	-0.87	8	1.06	-0.30	-0.06	-0.42	-0.49	43,435	0.28	20221027	BEVERAGES-ALCOHOLIC
Amedisys Inc	6	AMED	96.93	0.00	-0.75	-0.65	10	1.73	-1.23	5	-1.81	0.37	0.05	1.80	-0.74	3,145	0.60	20221026	MEDICAL-OUTPNT/HM CARE
Amer Assets Tr	11	AAT	25.62	5.00	1.08	1.01	3	1.52	0.64	1	-0.12	0.65	0.40	0.48	1.06	1,551	2.96	20221025	REIT-EQTY TRUST - RETAIL
Amer Elec Pwr	10	AEP	85.90	3.63	-1.48	-1.08	12	1.01	-0.24	6	0.97	-0.11	0.52	-0.47	-1.02	44,130	0.08	20221027	UTILITY-ELECTRIC POWER
Amer Tower Corp	11	AMT	190.99	3.08	-0.66	-0.65	10	1.52	-0.77	7	-0.87	-0.09	-0.39	0.48	-0.37	88,922	0.06	20221027	REIT-EQTY TRUST - OTHER
Ameriprise Finl	7	AMP	264.30	1.89	0.13	0.36	6	1.68	-0.31	7	-1.38	0.27	-0.09	1.75	-0.47	28,588	0.16	20221025	FINANCE-INVESTMENT MGMT
Ameris Bancorp	7	ABCB	49.71	1.21	1.47	1.61	1	-0.22	1.49	4	1.51	0.47	-0.33	-0.15	1.74	3,448	1.49	20221027	BANKS-SOUTHEAST
Amphenol Corp-A	8	APH	70.09	1.14	-0.07	-0.10	8	-0.83	1.06	2	1.21	0.25	0.63	-0.76	1.51	41,692	0.17	20221026	ELEC-CONNECTORS
Anheuser-Bu Adr	5	BUD	45.61	0.87	-0.74	-0.65	10	1.61	-1.26	5	-1.72	0.03	0.00	0.70	-0.92	90,308	0.32	20221027	BEVERAGES-ALCOHOLIC
Annaly Cap Mgmt	7	NLY	17.03	20.67	-0.75	-0.57	10	-0.36	-0.80	8	-0.18	-0.67	-0.69	-0.29	-0.93	7,341	0.11	20221026	REIT-MORTGAGE TRUST
Antero Midstrm	1	AM	10.36	8.69	-2.06	-2.01	16	-1.12	-0.80	8	-1.76	-1.14	-0.71	-0.89	-1.64	4,957	0.75	20221026	OIL & GAS-U S INTEGRATED
Antero Resource	1	AR	36.80	0.00	-1.42	-1.29	13	-0.52	-0.91	8	-1.76	-1.03	-0.60	-0.30	-1.64	11,265	0.07	20221026	OIL & GAS-U S EXPLO & PROD
Aon Plc	7	AON	280.93	0.80	-0.83	-0.60	10	-0.07	-0.73	7	-1.73	-0.63	-0.81	0.00	-0.93	59,255	0.11	20221028	INSURANCE-BROKERS
Apartment Reit	11	AIRC	36.83	4.89	0.32	0.26	6	1.52	-0.28	1	-0.78	0.29	0.34	0.48	0.06	5,679	0.66	20221027	REIT-EQTY TRUST - RESID
Apollo Commercl	7	ARI	9.33	15.01	0.91	1.08	3	-0.07	0.64	3	-0.11	-0.13	-0.95	0.00	0.60	1,312	1.44	20221024	REIT-MORTGAGE TRUST
Appfolio Inc-A	8	APPF	102.21	0.00	0.36	0.36	6	-0.08	-0.06	3	0.13	0.06	-0.34	0.00	0.99	3,577	1.60	20221027	INTERNET SOFTWARE
Appld Indl Tech	3	AIT	111.49	1.22	-0.44	-0.65	10	-0.23	-1.16	8	0.80	-0.47	-0.19	-0.15	-1.07	4,300	1.12	20221027	MACHINERY-GEN INDUSTRIAL
Apple Inc	8	AAPL	143.86	0.64	1.10	1.08	3	1.74	1.03	3	0.76	0.39	-1.77	1.82	1.84	2,311,939	0.00	20221027	COMPUTER-MINI

Date: 10-19-2022

Alphabetical listing of ALL Companies

SECTOR CODES: 1-Energy, 2-Materials, 3-Industrials, 4-Consumer Discretionary, 5-Consumer Staples, 6-Healthcare

SECTOR CODES: 7-Financials, 8-Information Technology, 9-Communication Services, 10-Utilities, 11-Real Estate

COMPANY	SECTOR	TICKER	PRICE	YIELD	IPSCORE	XSEC IPSCORE	ABSOLUTE-SCALE METRICS			RELATIVE-SCALE METRICS					MKT CAP	DAYS2TR	EPS REPORT DATE	INDUSTRY GROUP	
							ABS DCOORD	TECH OUTLK	FUNDA OUTLK	REL DCOORD	rPSCORE	VTCAVG	VSCORE	TSCORE					CSCORE
Aptargroup Inc	2	ATR	98.21	1.55	0.38	0.26	6	-0.08	-0.45	1	0.40	0.03	0.09	0.00	0.00	6,417	0.96	20221027	CONTAINERS-PAPER/PLASTIC
Arch Cap Gp Ltd	7	ACGL	48.72	0.00	0.98	1.13	3	-0.22	1.10	4	1.16	0.22	-0.37	-0.15	1.07	17,984	0.24	20221026	INSURANCE-PROP/CAS/TITLE
Arch Resources	1	ARCH	136.89	0.73	1.21	1.59	1	1.71	1.49	1	-0.04	0.68	0.13	1.94	0.92	2,540	0.32	20221027	COAL
Archer Daniels	5	ADM	88.35	1.81	1.77	1.61	1	-0.21	1.91	4	1.69	0.04	-0.37	-1.12	2.40	49,526	0.11	20221025	AGRICULTURAL OPERATIONS
Ares Cap Cp	7	ARCC	17.87	9.63	1.47	1.61	1	-0.36	1.94	4	1.51	0.46	-0.33	-0.29	1.80	8,868	0.45	20221025	FINANCE-SBIC & COMM RCL
Ares Management	7	ARES	65.85	3.71	-0.83	-0.60	10	-0.07	-0.66	7	-1.73	-0.59	-1.08	0.00	-0.53	19,354	0.29	20221027	FINANCE-INVESTMENT MGMT
Argenx Se-Adr	6	ARGX	360.81	0.00	1.19	1.32	2	1.28	1.56	3	0.62	0.56	-1.32	1.35	1.66	19,867	0.31	20221027	MEDICAL-BIOMED/GENETICS
Armour Res Reit	7	ARR	4.79	25.05	0.98	1.13	3	-0.36	1.10	4	1.16	0.18	-0.37	-0.29	1.07	549	0.82	20221026	REIT-MORTGAGE TRUST
Armstrong World	3	AWI	79.37	1.16	1.71	1.58	1	-0.38	1.49	4	1.56	0.38	-0.36	-0.30	1.82	3,682	1.20	20221025	BLDG & CONST PROD-MISC
Asbury Auto Grp	4	ABG	147.48	0.00	1.54	1.08	3	-0.08	1.03	3	-0.25	0.54	-0.59	0.00	2.21	3,264	0.74	20221027	RETAIL/WHOLESALE AUTO/TRUCK
Ase Tech Hldg	8	ASX	4.82	7.24	0.34	0.26	6	1.44	0.11	1	-0.31	1.20	1.22	1.52	0.53	10,507	0.46	20221027	ELEC-SEMICONDUCTORS
Asgn Inc	3	ASGN	96.67	0.00	-1.87	-2.01	16	-1.44	-1.19	8	0.28	-0.69	-0.25	-1.37	-0.82	4,940	1.26	20221026	IT SERVICES
Aspen Tech Inc	8	AZPN	248.89	0.00	1.60	1.61	1	-0.23	1.94	4	1.48	-0.36	-1.86	-0.15	2.24	16,135	0.43	20221026	INTERNET SOFTWARE
Automatic Data	8	ADP	233.24	1.78	0.62	0.60	5	1.29	0.64	3	0.76	0.51	-0.63	1.36	1.05	96,863	0.06	20221026	OUTSOURCING
Autonation Inc	4	AN	97.65	0.00	-1.61	-1.86	15	-1.28	-0.73	2	0.31	-0.28	0.37	-1.20	0.00	5,467	0.21	20221027	RETAIL/WHOLESALE AUTO/TRUCK
Avangrid Inc	10	AGR	39.67	4.44	-2.18	-1.81	15	0.54	-0.70	8	1.27	-0.92	-0.42	-0.93	-1.92	15,337	0.76	20221025	UTILITY-ELECTRIC POWER
Avantor Inc	6	AVTR	20.14	0.00	-0.75	-0.65	10	1.43	-0.80	5	-1.81	0.53	0.15	1.50	-0.06	13,575	0.18	20221028	MEDICAL SERVICES
Avery Dennison	2	AVY	171.27	1.75	-1.27	-1.13	12	-0.83	-0.28	4	0.68	-0.25	-0.01	-0.75	0.00	13,917	0.32	20221026	OFFICE SUPPLIES & FORMS
Avnet	8	AVT	38.50	3.01	-0.63	-0.65	10	1.74	-1.33	5	-0.94	0.93	0.94	1.82	-0.86	3,584	0.81	20221026	ELECTRONIC PARTS DISTRIB
Axalta Coat Sys	2	AXTA	22.93	0.00	-0.71	-0.65	10	-0.38	-1.33	6	0.68	-0.39	0.06	-0.30	-0.95	5,057	0.47	20221025	CHEMICALS-SPECIALTY
Axis Cap Hldgs	7	AXS	51.05	3.37	0.13	0.36	6	-0.07	-0.38	5	-1.38	-0.15	0.04	0.00	-0.47	4,322	0.88	20221026	INSURANCE-PROP/CAS/TITLE
Axos Financial	7	AX	36.70	0.00	1.41	1.56	1	-0.07	1.94	3	0.45	0.70	-0.07	0.00	2.00	2,201	2.15	20221027	FINANCE-MISC SERVICES
B Riley Finl	7	RILY	43.12	9.28	0.23	0.36	6	1.39	-0.24	3	0.45	0.40	0.00	1.46	0.00	1,220	2.48	20221027	AUCTION/VALUATION SERVICES
Banco Sant-Ads	7	BSBR	5.86	5.02	0.17	0.26	6	-0.07	0.01	1	-0.60	0.28	0.72	0.00	0.07	21,878	2.80	20221026	BANKS-FOREIGN
Banco Santan Sa	7	SAN	2.56	2.84	-1.72	-1.62	14	-1.39	-0.42	6	-0.60	-0.42	0.29	-1.31	-0.47	42,994	1.73	20221026	BANKS-FOREIGN
Bank Of Hawaii	7	BOH	78.06	3.59	0.20	0.36	6	-0.07	-0.31	3	-0.11	-0.19	-0.53	0.00	0.00	3,137	1.63	20221024	BANKS-WEST
Barnes Grp	3	B	32.91	1.94	-1.40	-1.62	14	-1.44	-0.49	2	0.35	-0.04	0.60	-1.37	0.00	1,663	2.77	20221028	MACHINERY-GEN INDUSTRIAL
Baxter Intl	6	BAX	55.32	2.10	0.26	0.26	6	1.73	-0.49	3	0.62	0.56	-0.12	1.80	0.00	27,860	0.14	20221027	MEDICAL PRODUCTS
Berkley (Wr) Cp	7	WRB	71.46	0.56	0.98	1.13	3	-0.22	1.06	4	1.16	0.24	-0.29	-0.15	1.07	18,956	0.28	20221024	INSURANCE-PROP/CAS/TITLE
Bio-Rad Labs -A	6	BIO	385.23	0.00	0.92	1.10	3	1.43	1.03	1	-0.45	1.04	0.30	1.50	1.31	11,440	0.28	20221027	MEDICAL PRODUCTS
Biogen Inc	6	BIIB	264.45	0.00	0.26	0.36	6	1.58	-0.35	3	0.62	0.50	-0.15	1.65	0.00	38,375	0.04	20221025	MEDICAL-BIOMED/GENETICS
Biomarin Pharma	6	BMRN	88.35	0.00	0.52	0.65	5	-0.53	1.03	4	1.20	0.12	-0.49	-0.45	1.31	16,387	0.23	20221026	MEDICAL-BIOMED/GENETICS
Blackstone Mrtg	7	BXMT	22.97	10.80	0.94	1.08	3	1.39	0.68	3	0.45	0.56	-0.16	1.46	0.60	3,912	0.35	20221026	REIT-MORTGAGE TRUST
Bloomin Brands	4	BLMN	21.56	2.60	-0.29	-0.65	10	-0.68	-0.70	2	0.31	-0.17	0.10	-0.60	0.00	1,925	0.93	20221028	RETAIL-FOOD & RESTAURANTS
Boeing Co	3	BA	138.39	0.00	0.48	0.29	6	1.75	-0.10	3	0.43	0.40	-0.39	1.82	0.50	82,178	0.02	20221026	AEROSPACE/DEFENSE
Bok Finl Corp	7	BOKF	96.89	2.19	1.45	1.61	1	-0.22	1.94	4	1.16	-0.28	-2.46	-0.15	1.80	6,599	1.47	20221026	BANKS-SOUTHWEST
Booz Allen Hmlt	3	BAH	98.62	1.74	0.52	0.38	6	-0.23	-0.24	4	1.18	-0.22	-0.41	-0.15	0.00	13,050	0.30	20221028	GOVERNMENT SERVICES

Date: 10-19-2022

Alphabetical listing of ALL Companies

SECTOR CODES: 1-Energy, 2-Materials, 3-Industrials, 4-Consumer Discretionary, 5-Consumer Staples, 6-Healthcare

SECTOR CODES: 7-Financials, 8-Information Technology, 9-Communication Services, 10-Utilities, 11-Real Estate

COMPANY	SECTOR	TICKER	PRICE	YIELD	IPSCORE	XSEC IPSCORE	ABSOLUTE-SCALE METRICS			RELATIVE-SCALE METRICS					MKT CAP	DAYS2TR	EPS REPORT DATE	INDUSTRY GROUP	
							ABS DCOORD	TECH OUTLK	FUNDA OUTLK	REL DCOORD	rPSCORE	VTCAVG	VSCORE	TSCORE					CSCORE
Borg Warner Inc	4	BWA	34.07	2.00	2.16	1.58	1	-0.38	1.91	2	1.97	1.20	0.89	-0.30	3.02	8,069	0.38	20221027	AUTO/TRUCK-ORIGINAL EQP
Boston Pptys	11	BXP	71.82	5.46	0.37	0.36	6	1.52	-0.35	3	0.29	0.04	-0.41	0.48	0.06	11,257	0.23	20221025	REIT-EQTY TRUST - OTHER
Boston Scientif	6	BSX	40.96	0.00	-2.06	-2.10	16	-1.43	-0.73	8	0.43	-0.63	-0.14	-1.35	-0.40	58,555	0.09	20221026	MEDICAL PRODUCTS
Boyd Gaming Cp	4	BYD	52.01	1.15	-0.26	-0.65	10	-0.38	-0.84	4	0.86	-0.13	-0.54	-0.30	0.44	5,699	0.46	20221025	GAMING
Brinks Co The	3	BCO	57.95	1.38	-1.36	-1.52	14	-1.44	0.11	4	1.18	0.00	-0.03	-1.37	0.94	2,738	1.38	20221026	OUTSOURCING
Bristol Myers	6	BMJ	71.14	3.04	-1.66	-1.62	14	0.38	-0.28	1	-1.23	0.20	0.16	0.45	0.00	151,902	0.04	20221026	MEDICAL-BIOMED/GENETICS
Brown & Brown	7	BRO	62.90	0.65	1.41	1.59	1	1.68	1.87	3	0.45	0.65	-1.33	1.75	1.80	17,766	0.27	20221024	INSURANCE-BROKERS
Brunswick Corp	4	BC	67.30	2.17	2.04	1.47	1	-0.08	1.45	1	-0.80	0.98	0.28	0.00	2.65	5,005	0.56	20221027	LEISURE & RECREATION PROD
Buenaventur-Adr	2	BVN	6.38	1.10	-2.49	-2.05	16	0.38	-0.95	7	-1.96	-0.02	-0.45	0.45	-0.07	1,620	2.35	20221027	MINING-SILVER
Bunge Ltd	5	BG	90.60	2.76	1.17	1.10	3	1.61	1.06	1	0.08	0.82	0.18	0.70	1.98	13,762	0.24	20221026	AGRICULTURE/PRODUCTS
Caci Intl A	3	CACI	261.93	0.00	-0.53	-0.65	10	-0.08	-0.80	7	-1.16	-0.19	-0.10	0.00	-0.44	6,135	0.75	20221026	COMPUTER-SERVICES
Cadence Bank	7	CADE	28.20	3.12	0.05	0.14	7	-1.09	1.49	2	1.51	0.52	0.72	-1.02	1.47	3,063	0.63	20221024	BANKS-SOUTHEAST
Cadence Design	8	CDNS	153.72	0.00	0.83	0.84	4	0.53	1.94	3	0.13	-0.16	-2.13	0.61	2.24	42,099	0.07	20221024	COMPUTER-SOFTWARE
Calif Water Svc	10	CWT	55.85	1.79	0.39	0.86	4	1.01	1.91	4	0.28	-0.60	-1.41	-0.47	0.90	3,036	1.86	20221027	UTILITY-WATER SUPPLY
Calix Inc	8	CALX	60.39	0.00	1.60	1.61	1	-0.23	1.98	4	1.48	-0.06	-1.12	-0.15	2.24	3,940	0.71	20221024	INTERNET SOFTWARE
Camden Ppty Tr	11	CPT	112.73	3.34	1.15	1.10	3	1.84	1.06	3	1.37	0.66	-0.65	0.80	1.81	12,009	0.24	20221027	REIT-EQTY TRUST - RESID
Canon Inc Adr	8	CAJ	22.01	3.34	0.31	0.36	6	-0.08	0.15	1	-1.03	0.24	0.11	0.00	0.99	23,017	1.89	20221025	OFFICE AUTOMATION & EQP
Capital One Fin	7	COF	95.23	2.52	-0.81	-0.65	10	-0.07	-0.80	5	-1.38	-0.21	0.35	0.00	-0.93	36,551	0.10	20221027	FINANCE-CONSUMER LOANS
Caredx Inc	6	CDNA	15.44	0.00	-0.73	-0.65	10	-0.38	-0.95	6	-1.23	-0.22	0.04	-0.30	-0.40	825	1.98	20221027	MEDICAL SERVICES
Carlisle Cos In	3	CSL	285.96	1.05	0.71	0.53	5	1.29	1.10	3	0.43	0.71	-0.16	1.37	1.44	14,791	0.23	20221027	DIVERSIFIED OPERATIONS
Carrier Global	3	CARR	34.89	1.72	1.16	1.01	3	1.75	1.06	1	-0.03	1.19	0.68	1.82	1.44	29,363	0.14	20221027	ELEC PRODUCTS-MISC
Casella Waste	3	CWST	78.14	0.00	0.05	-0.08	8	-0.84	1.06	4	1.18	0.01	-0.69	-0.76	1.44	4,038	1.23	20221027	POLLUTION CONTROL EQ & SVS
Caterpillar Inc	3	CAT	184.41	2.60	-1.84	-2.10	16	-1.44	-0.70	8	0.80	-0.37	-0.10	-1.37	-0.06	97,352	0.05	20221027	MACHINERY-CONST/MINING
Cathay Genl Bcp	7	CATY	43.30	3.14	0.03	0.16	7	-1.09	1.87	4	1.16	0.33	-0.12	-1.02	1.80	3,225	2.08	20221024	BANKS-WEST
Cbiz Inc	3	CBZ	46.06	0.00	1.68	1.49	1	1.59	1.91	3	0.96	0.99	-0.21	1.67	2.13	2,369	1.84	20221027	CONSULTING
Cbre Group Inc	11	CBRE	67.83	0.00	0.41	0.38	6	-0.40	0.04	4	1.12	-0.39	-0.28	-1.44	0.56	21,785	0.20	20221027	REAL ESTATE OPERATIONS
Cemex Sa Adr	2	CX	3.35	0.00	0.40	0.39	6	-0.38	-0.49	4	0.68	-0.27	-0.51	-0.30	0.00	4,927	1.75	20221027	BLDG-CEMENT/CONCRT/AG
Centene Corp	6	CNC	75.72	0.00	0.73	0.77	4	0.98	1.45	3	0.62	0.88	-0.08	1.05	1.66	43,280	0.08	20221025	MEDICAL-HLTH MAINT ORG
Century Communt	4	CCS	42.37	1.89	0.80	0.31	6	-0.38	-0.49	2	0.96	0.48	1.24	-0.30	0.52	1,367	2.29	20221026	BLDG-RESIDENT/COMMRC
Championx Corp	1	CHX	23.09	1.30	-0.11	0.16	7	-1.12	1.45	4	-1.03	-0.14	-1.02	-0.89	0.92	4,686	0.57	20221025	ENGINEERING/R&D SVCS
Chart Industrie	3	GTLS	195.04	0.00	-1.24	-1.33	13	1.29	-0.70	7	-1.16	-0.20	-0.81	1.37	-0.44	7,143	0.39	20221028	MACHINERY-GEN INDUSTRIAL
Charter Comm-A	9	CHTR	324.65	0.00	1.13	1.01	3	1.37	0.64	1	-0.88	0.85	0.73	0.87	1.24	52,157	0.05	20221028	CABLE TV
Check Pt Softw	3	CHKP	111.85	0.00	1.18	0.98	3	-0.08	1.06	3	0.43	0.20	-0.63	0.00	1.44	14,027	0.25	20221027	SECURITY
Chefs Warehouse	5	CHEF	30.87	0.00	1.20	1.01	3	1.33	1.10	3	0.61	0.48	-0.22	0.42	1.62	1,181	2.13	20221026	FOOD-MISC/DIVERSIFIED
Chemours Compny	2	CC	28.77	3.48	-0.77	-0.65	10	1.73	-0.87	5	-0.64	0.43	0.00	1.81	-0.51	4,463	0.34	20221025	CHEMICALS-DIVERSIFIED
Chevron Corp	1	CVX	168.00	3.38	1.28	1.61	1	-0.22	1.52	3	1.34	0.17	-0.55	0.00	0.92	330,089	0.02	20221028	OIL & GAS-INTL INTEGRATED
Chipotle Mexicn	4	CMG	1527.21	0.00	1.90	1.37	2	-0.53	1.91	4	1.88	0.72	-0.64	-0.45	3.24	42,402	0.05	20221025	RETAIL-FOOD & RESTAURANTS

Date: 10-19-2022

Alphabetical listing of ALL Companies

SECTOR CODES: 1-Energy, 2-Materials, 3-Industrials, 4-Consumer Discretionary, 5-Consumer Staples, 6-Healthcare

SECTOR CODES: 7-Financials, 8-Information Technology, 9-Communication Services, 10-Utilities, 11-Real Estate

COMPANY	SECTOR	TICKER	PRICE	YIELD	IPSCORE	XSEC IPSCORE	ABSOLUTE-SCALE METRICS			RELATIVE-SCALE METRICS					MKT CAP	DAYS2TR	EPS REPORT DATE	INDUSTRY GROUP	
							ABS DCOORD	TECH OUTLK	FUNDA OUTLK	REL DCOORD	rPSCORE	VTCAVG	VSCORE	TSCORE					CSCORE
Chubb Ltd	7	CB	195.98	1.69	-0.92	-0.80	11	-1.68	1.06	4	1.16	-0.16	-0.31	-1.61	1.07	81,849	0.08	20221025	INSURANCE-PROP/CAS/TITLE
Church & Dwight	5	CHD	73.62	1.43	0.38	0.26	6	1.33	-0.42	3	-0.10	0.13	-0.09	0.42	0.00	17,883	0.24	20221028	SOAP & CLNG PREPARATNS
Churchill Downs	4	CHDN	198.98	0.34	-0.35	-0.60	10	-0.08	-0.77	3	-0.99	-0.16	-0.48	0.00	0.00	7,501	0.72	20221026	GAMING
Cleveland-Cliff	2	CLF	14.82	0.00	-0.86	-0.65	10	-0.08	-0.95	7	-2.62	-0.20	-0.10	0.00	-0.51	7,666	0.14	20221025	MINING-MISC
Cme Group Inc	7	CME	172.80	2.31	-0.83	-0.60	10	1.39	-0.73	7	-1.73	-0.93	-2.71	1.46	-0.93	62,111	0.09	20221026	SECURITIES EXCHANGES
Cms Energy	10	CMS	55.63	3.31	1.11	1.49	1	1.79	1.45	1	0.58	0.83	1.31	0.31	0.38	16,144	0.22	20221027	UTILITY-ELECTRIC POWER
Cnx Resources	1	CNX	18.10	0.00	-1.59	-1.57	14	0.37	-0.49	7	-0.77	-0.82	-0.86	0.60	-1.14	3,429	0.45	20221027	OIL & GAS-U S EXPLO & PROD
Coca Cola Co	5	KO	55.96	3.15	-0.71	-0.65	10	1.61	-1.23	7	-1.09	-0.22	-0.68	0.70	-0.92	242,006	0.03	20221025	BEVERAGES-SOFT DRINKS
Coca-Cola Femsa	5	KOF	60.44	4.38	0.61	0.53	5	1.19	1.10	3	-0.73	-0.62	-3.03	0.28	1.62	101,579	1.86	20221026	BEVERAGES-SOFT DRINKS
Colgate Palmoli	5	CL	71.75	2.62	0.38	0.31	6	1.61	-0.38	3	-0.10	0.21	-0.13	0.70	0.00	59,848	0.07	20221028	SOAP & CLNG PREPARATNS
Columbia Sports	4	COLM	72.68	1.65	-1.88	-2.10	16	-1.73	-0.87	2	0.31	-0.34	0.63	-1.65	0.00	4,569	0.88	20221027	TEXTILE-APPAREL MFG
Comcast Corp A	9	CMCSA	30.39	3.55	-0.70	-0.65	10	1.37	-0.80	5	-1.74	0.52	0.45	0.87	-0.54	134,118	0.03	20221027	CABLE TV
Comfort Systems	3	FIX	106.75	0.52	0.52	0.38	6	-0.23	0.08	4	1.18	0.05	-0.19	-0.15	0.50	3,819	1.33	20221026	BLDG PROD-AIR COND/HEAT
Commnty Bk Sys	7	CBU	63.14	2.79	1.38	1.56	1	-0.07	1.52	3	-0.11	0.24	-0.80	0.00	1.47	3,393	1.74	20221024	BANKS-NORTHEAST
Conmed Corp	6	CNMD	78.68	1.02	-0.66	-0.65	10	1.73	-0.87	7	0.62	0.41	-0.18	1.80	-0.40	2,397	0.86	20221026	MEDICAL/DENTAL-SUPPLIES
Constellium Se	2	CSTM	11.89	0.00	0.38	0.31	6	-0.08	-0.45	1	0.40	0.01	0.02	0.00	0.00	1,685	2.39	20221026	METAL PROD-DISTRIBUTOR
Corning Inc	8	GLW	31.42	3.44	0.36	0.26	6	-0.08	-0.42	3	0.13	0.00	0.00	0.00	0.00	26,560	0.17	20221025	COMMUNICATIONS COMPONENTS
Corp Office Pty	11	OFC	24.16	4.55	0.39	0.36	6	-0.08	-0.28	2	0.71	-0.35	0.00	-1.12	0.06	2,716	1.15	20221027	REIT-EQTY TRUST - OTHER
Costamare Inc	3	CMRE	9.46	4.86	1.20	1.13	3	-0.38	1.06	2	0.88	0.65	0.52	-0.30	1.44	1,150	2.93	20221026	TRANSPORTATION-SHIP
Costar Grp Inc	3	CSGP	72.29	0.00	0.68	0.53	5	1.29	1.10	3	-0.18	0.13	-1.48	1.37	1.44	28,623	0.15	20221025	IT SERVICES
Coursera Inc	4	COUR	11.64	0.00	1.54	1.08	3	-0.08	0.64	3	-0.25	0.53	-0.55	0.00	2.14	1,697	2.80	20221026	TECHNOLOGY SERVICES
Cousin Prop Inc	11	CUZ	22.12	5.79	0.32	0.31	6	1.52	-0.35	1	-0.78	0.26	0.25	0.48	0.06	3,350	0.77	20221027	REIT-EQTY TRUST - OTHER
Crane Co	3	CR	98.77	1.90	-1.40	-1.55	14	-1.14	-0.38	2	0.35	-0.16	0.18	-1.06	0.00	5,541	1.13	20221024	MACHINERY-MATERIAL HDLG
Crestwood Eqty	1	CEQP	30.26	8.66	-1.60	-1.66	14	0.67	-0.49	5	-1.03	-0.16	0.07	0.89	-0.64	3,306	1.62	20221025	OIL/GAS PROD PIPELINE MLP
Crown Hldgs Inc	2	CCK	83.08	1.06	-0.81	-0.65	10	-0.08	-0.84	5	-1.39	-0.15	0.07	0.00	-0.51	10,067	0.20	20221024	CONTAINERS-METAL/GLASS
Cubesmart	11	CUBE	38.61	4.45	1.62	1.59	1	1.52	1.49	3	0.87	0.47	-0.96	0.48	1.87	8,666	0.46	20221027	REIT-EQTY TRUST - OTHER
Cullen Frost Bk	7	CFR	145.07	2.40	1.45	1.61	1	-0.22	1.49	4	1.16	0.01	-1.33	-0.15	1.47	9,303	0.47	20221027	BANKS-SOUTHWEST
Dana Inc	4	DAN	12.76	3.13	0.69	0.26	6	-0.08	-0.06	1	-1.45	0.51	0.43	0.00	1.11	1,829	1.28	20221027	AUTO/TRUCK-ORIGINAL EQP
Daqo New Energy	2	DQ	49.10	0.00	-0.14	-0.08	8	-0.83	1.13	4	1.06	0.36	-0.22	-0.75	2.04	3,658	0.41	20221027	CHEMICALS-SPECIALTY
Davita Inc	6	DVA	90.67	0.00	-2.12	-2.10	16	-1.43	-0.80	6	-1.23	-0.38	0.60	-1.35	-0.40	8,278	0.52	20221028	MEDICAL-OUTPNT/HM CARE
Deckers Outdoor	4	DECK	354.55	0.00	1.61	1.13	3	-0.23	1.03	4	1.42	0.29	-1.20	-0.15	2.21	9,407	0.19	20221027	SHOES & REL APPAREL
Deutsche Bk Ag	7	DB	8.67	0.00	-1.72	-1.52	14	-1.39	-0.42	6	-0.60	-0.39	0.38	-1.31	-0.47	17,919	0.37	20221026	BANKS-FOREIGN
Dexcom Inc	6	DXCM	96.84	0.00	-2.06	-2.01	16	-1.13	-0.80	8	0.43	-0.62	-0.76	-1.05	-0.06	38,018	0.09	20221027	MEDICAL INSTRUMENTS
Digital Rlty Tr	11	DLR	95.21	5.13	0.34	0.36	6	1.52	-0.35	3	-0.37	-0.15	-0.99	0.48	0.06	27,364	0.10	20221026	REIT-EQTY TRUST - OTHER
Discover Fin Sv	7	DFS	93.43	2.57	-0.81	-0.65	10	-0.07	-1.16	5	-1.38	-0.37	0.33	0.00	-1.33	25,522	0.15	20221024	FINANCE-CONSUMER LOANS
Dorman Products	4	DORM	89.94	0.00	-0.37	-0.65	10	1.73	-0.80	1	-1.45	0.62	0.05	1.80	0.00	2,827	2.46	20221024	AUTO/TRUCK-REPLACE PRTS
Driven Brands	3	DRVN	31.79	0.00	-0.44	-0.57	10	-0.23	-0.66	8	0.80	-0.37	-0.70	-0.15	-0.06	5,321	1.19	20221026	AUTO/TRUCK-ORIGINAL EQP

Date: 10-19-2022

Alphabetical listing of ALL Companies

SECTOR CODES: 1-Energy, 2-Materials, 3-Industrials, 4-Consumer Discretionary, 5-Consumer Staples, 6-Healthcare

SECTOR CODES: 7-Financials, 8-Information Technology, 9-Communication Services, 10-Utilities, 11-Real Estate

COMPANY	SECTOR	TICKER	PRICE	YIELD	IPSCORE	XSEC IPSCORE	ABSOLUTE-SCALE METRICS			RELATIVE-SCALE METRICS					MKT CAP	DAYS2TR	EPS REPORT DATE	INDUSTRY GROUP	
							ABS DCOORD	TECH OUTLK	FUNDA OUTLK	REL DCOORD	rPSCORE	VTCAVG	VSCORE	TSCORE					CSCORE
Dt Midstream	1	DTM	55.84	4.58	0.09	0.40	6	-0.22	-0.35	7	-1.23	-1.64	-2.55	0.00	-1.14	5,402	0.78	20221028	OIL & GAS-U S INTEGRATED
Dte Energy Co	10	DTE	108.63	3.26	-1.05	-0.65	10	1.79	-0.66	5	-0.21	0.30	1.40	0.31	-1.92	21,046	0.12	20221027	UTILITY-ELECTRIC POWER
Dynex Cap Inc	7	DX	11.84	13.18	-0.81	-0.60	10	1.39	-0.80	7	-1.38	0.01	-0.53	1.46	-0.53	527	1.35	20221024	REIT-MORTGAGE TRUST
Eagle Materials	2	EXP	113.24	0.88	-0.77	-0.65	10	1.43	-1.23	5	-0.64	0.25	0.18	1.51	-0.95	4,267	0.70	20221026	BLDG-CEMENT/CONCRT/AG
Eastern BnksHrs	7	EBC	21.05	1.90	1.45	1.61	1	-0.22	1.56	4	1.16	0.12	-1.02	-0.15	1.47	3,754	1.71	20221027	BANKS-NORTHEAST
Eastgroup Pptys	11	EGP	142.19	3.52	1.62	1.59	1	1.84	1.45	3	0.87	0.55	-1.04	0.80	1.87	6,195	0.51	20221025	REIT-EQTY TRUST - OTHER
Eastman Chem Co	2	EMN	73.14	4.16	0.38	0.26	6	1.43	-0.03	1	0.40	0.72	0.09	1.51	0.58	8,982	0.30	20221027	CHEMICALS-DIVERSIFIED
Edwards Lifesci	6	EW	85.95	0.00	-0.68	-0.65	10	1.73	-0.80	7	0.04	0.30	-0.51	1.80	-0.40	53,284	0.11	20221026	MEDICAL INSTRUMENTS
Element Sol Inc	2	ESI	16.55	1.93	0.34	0.26	6	1.43	-0.42	3	-0.64	0.49	-0.03	1.51	0.00	4,060	1.04	20221026	CHEMICALS-SPECIALTY
Emcor Group Inc	3	EME	127.84	0.47	1.71	1.58	1	-0.68	1.45	4	1.56	0.42	-0.11	-0.61	1.82	6,309	0.72	20221027	BLDG-HEAVY CONST
Empire State Re	11	ESRT	6.66	2.10	-0.62	-0.57	10	-0.40	-0.70	8	0.13	-0.70	-0.30	-1.44	-0.37	1,116	2.78	20221026	REIT-EQTY TRUST - OTHER
Encompass Hlth	6	EHC	49.17	1.22	0.20	0.31	6	-0.08	-0.49	1	-1.23	0.08	0.23	0.00	0.00	4,906	0.80	20221026	MEDICAL-OUTPNT/HM CARE
Encore Wire Cp	3	WIRE	128.46	0.06	1.23	1.10	3	-0.23	1.13	2	1.33	1.09	1.45	-0.15	1.44	2,457	0.74	20221025	WIRE & CABLE PRODUCTS
Enphase Energy	8	ENPH	243.19	0.00	0.63	0.65	5	-0.53	1.13	4	1.03	-0.79	-2.28	-0.45	1.51	32,942	0.03	20221025	SOLAR
Ensign Group	6	ENSG	84.70	0.26	0.50	0.50	5	1.28	0.61	3	0.62	0.64	-0.33	1.35	0.91	4,683	0.98	20221026	MEDICAL-NURSING HOMES
Entegris Inc	8	ENTG	76.50	0.52	0.31	0.31	6	1.74	-0.45	1	-1.03	0.82	0.24	1.82	0.00	11,396	0.18	20221025	ELECTRONICS-MANUFACTURING MACH
Eqt Corp	1	EQT	42.21	1.42	0.97	1.37	2	-0.52	1.56	4	-0.57	0.31	-0.15	-0.30	0.92	15,594	0.05	20221026	OIL & GAS-U S EXPLO & PROD
Equinor Asa	1	EQNR	34.15	1.70	-0.32	-0.08	8	-0.82	1.13	4	-1.03	0.04	-0.62	-0.60	0.85	110,859	0.19	20221026	OIL REFINING & MARKETING
Equity Commonwl	11	EQC	24.98	0.00	1.12	1.08	3	-0.08	1.13	4	0.62	-0.76	-2.98	-1.12	1.81	2,779	0.92	20221025	REIT-EQTY TRUST - OTHER
Equity Resident	11	EQR	63.63	3.93	1.64	1.59	1	1.52	1.91	3	1.37	0.66	-0.68	0.48	2.18	23,932	0.20	20221025	REIT-EQTY TRUST - RESID
Erie Indemnity	7	ERIE	238.77	1.86	0.27	0.38	6	-0.22	0.15	4	1.16	0.05	-0.30	-0.15	0.53	11,029	1.71	20221027	INSURANCE-BROKERS
Essential Pptys	11	EPRT	19.17	5.63	0.38	0.36	6	-0.08	0.04	4	0.62	-0.70	-1.53	-1.12	0.56	2,562	1.30	20221027	REIT-EQTY TRUST - RETAIL
Essex Ppty Tr	11	ESS	227.12	3.87	1.13	1.10	3	1.84	1.06	3	0.87	0.49	-0.83	0.80	1.50	14,791	0.22	20221026	REIT-EQTY TRUST - RESID
Evercore Inc	7	EVR	90.86	3.17	0.17	0.31	6	-0.36	-0.49	6	-0.60	-0.08	0.47	-0.29	-0.47	3,557	0.57	20221026	FINANCE-INVESTMENT BKRS
Everest Re Ltd	7	RE	279.68	0.01	-1.72	-1.62	14	-1.39	-0.45	6	-0.60	-0.35	0.48	-1.31	-0.47	11,022	0.25	20221026	INSURANCE-PROP/CAS/TITLE
Evertec Inc	8	EVTC	33.38	0.60	-2.01	-2.10	16	-1.44	-0.77	6	0.13	-0.30	0.84	-1.36	-0.46	2,229	1.78	20221026	FINANCIAL TRANSACTION SERVICES
Exlservice Hldg	8	EXLS	166.44	0.00	1.36	1.37	2	-0.53	1.91	4	1.48	-0.28	-1.37	-0.45	2.24	5,503	0.19	20221027	OUTSOURCING
Exponent Inc	3	EXPO	89.89	1.07	1.18	0.98	3	-0.08	1.03	3	0.43	0.34	-0.33	0.00	1.44	4,658	1.33	20221027	CONSULTING
Extreme Netwrks	8	EXTR	14.13	0.00	-0.66	-0.65	10	1.59	-0.77	5	-1.57	0.64	0.17	1.67	-0.46	1,854	1.81	20221027	COMPUTER-NETWORKS
Exxon Mobil Crp	1	XOM	103.79	3.39	1.27	1.61	1	-0.22	1.52	3	1.01	0.11	-0.97	0.00	1.21	432,559	0.01	20221028	OIL & GAS-INTL INTEGRATED
F5 Inc	8	FFIV	142.40	0.00	1.05	1.01	3	1.74	1.06	1	-0.31	1.13	0.09	1.82	1.84	8,482	0.34	20221025	INTERNET SOFTWARE
Federated Herme	7	FHI	31.68	3.41	-1.98	-1.86	15	-0.80	-1.26	6	-1.10	-0.56	0.33	-0.73	-1.33	2,824	1.19	20221027	FINANCE-INVESTMENT MGMT
First Amer Finl	7	FAF	45.11	4.61	0.13	0.31	6	1.39	-0.49	5	-1.38	0.34	0.31	1.46	-0.47	4,699	0.91	20221027	INSURANCE-PROP/CAS/TITLE
First Bncrp P R	7	FBP	15.75	3.05	1.47	1.61	1	-0.22	1.52	4	1.51	0.36	-0.36	-0.15	1.47	2,961	1.10	20221025	BANKS-SOUTHEAST
First Ctzn-Nca	7	FCNCA	867.09	0.22	0.98	1.13	3	-0.22	1.10	4	1.16	0.08	-1.08	-0.15	1.40	13,876	0.21	20221027	BANKS-SOUTHEAST
First Hawaiian	7	FHB	26.27	3.96	0.03	0.16	7	-1.09	1.94	4	1.16	0.02	-1.17	-1.02	2.00	3,355	1.50	20221028	BANKS-WEST
First Inst Mt	7	FIBK	43.75	3.75	0.98	1.13	3	-0.22	1.10	4	1.16	-0.28	-2.06	-0.15	1.40	4,673	0.92	20221025	BANKS-MIDWEST

Date: 10-19-2022

Alphabetical listing of ALL Companies

SECTOR CODES: 1-Energy, 2-Materials, 3-Industrials, 4-Consumer Discretionary, 5-Consumer Staples, 6-Healthcare

SECTOR CODES: 7-Financials, 8-Information Technology, 9-Communication Services, 10-Utilities, 11-Real Estate

COMPANY	SECTOR	TICKER	PRICE	YIELD	IPSCORE	XSEC IPSCORE	ABSOLUTE-SCALE METRICS			RELATIVE-SCALE METRICS					MKT CAP	DAYS2TR	EPS REPORT DATE	INDUSTRY GROUP	
							ABS DCOORD	TECH OUTLK	FUNDA OUTLK	REL DCOORD	rPSCORE	VTCAVG	VSCORE	TSCORE					CSCORE
First Solar Inc	8	FSLR	120.21	0.00	1.33	1.35	2	1.29	1.94	3	0.76	0.36	-1.68	1.36	2.43	12,814	0.07	20221027	SOLAR
Firstcash Inc	7	FCFS	81.97	1.61	0.27	0.38	6	-0.22	0.08	4	1.16	-0.04	-0.08	-0.15	0.07	3,838	1.32	20221027	FINANCIAL TRANSACTION SERVICES
Firstenergy Cp	10	FE	36.92	4.23	1.11	1.49	1	1.79	1.49	1	0.58	0.73	0.98	0.31	0.64	21,096	0.16	20221025	UTILITY-ELECTRIC POWER
Firstservice Cp	11	FSV	118.81	0.68	1.15	0.98	3	-0.08	1.13	2	1.20	0.13	0.00	-1.12	1.50	5,251	2.48	20221026	REAL ESTATE OPERATIONS
Fiserv Inc	8	FISV	96.23	0.00	-1.04	-1.13	12	-0.83	-0.28	2	0.67	0.07	0.95	-0.76	0.00	61,547	0.07	20221027	FINANCIAL TRANSACTION SERVICES
Flagstar Bancp	7	FBC	32.22	0.74	0.99	1.13	3	-0.36	1.06	2	1.51	0.39	0.22	-0.29	1.07	1,715	1.15	20221026	FINANCE-SAVINGS & LOAN
Flex Ltd	8	FLEX	17.48	0.00	-0.31	-0.34	9	-0.53	0.04	2	1.21	0.26	0.61	-0.45	0.99	7,972	0.38	20221026	ELEC PRODUCTS-MISC
Flowserve Corp	3	FLS	25.64	3.12	-0.57	-0.65	10	-0.08	-0.84	5	-1.84	0.14	0.65	0.00	-0.44	3,351	0.67	20221026	MACHINERY-GEN INDUSTRIAL
Fomento Eco-Adr	5	FMX	64.84	2.54	-0.93	-0.80	11	-1.61	1.03	2	-0.19	-0.49	0.13	-2.52	1.62	23,201	0.68	20221028	BEVERAGES-SOFT DRINKS
Ford Motor Co	4	F	12.13	4.95	-0.34	-0.65	10	1.73	-0.70	1	-0.80	0.73	0.40	1.80	0.00	48,765	0.03	20221026	AUTO MFRS-DOMESTIC
Formfactor Inc	8	FORM	25.34	0.00	0.39	0.26	6	1.44	-0.49	3	0.76	0.56	-0.13	1.52	0.00	1,955	1.73	20221026	ELEC-SEMICONDUCTORS
Fortis Inc	10	FTS	37.35	4.41	-1.11	-0.65	10	1.48	-0.84	5	-1.69	-0.38	0.21	0.00	-1.92	17,940	0.67	20221028	UTILITY-ELECTRIC POWER
Fortive Corp	3	FTV	60.67	0.46	-0.89	-1.04	12	-1.29	-0.24	4	1.18	-0.52	-0.56	-1.22	0.00	21,580	0.24	20221026	ELEC TEST EQUIPMENT
Fortune Brd H&S	3	FBHS	55.01	2.04	-0.46	-0.65	10	-0.38	-0.70	6	0.43	0.22	0.99	-0.30	-0.44	7,114	0.35	20221026	RETAIL-HOME FURNISHINGS
Forward Air Crp	3	FWRD	98.03	0.98	0.66	0.50	5	0.84	0.68	1	-0.63	0.64	0.24	0.91	1.00	2,632	1.35	20221026	TRANSPORTATION-TRUCK
Franklin Elec	3	FELE	87.50	0.89	1.24	1.10	3	-0.23	1.10	4	1.56	0.32	-0.29	-0.15	1.44	4,051	1.85	20221025	MACHINERY-ELECTRICAL
Frontier Gp Hld	3	ULCC	9.54	0.00	-0.89	-1.04	12	-1.29	-0.10	4	1.18	-0.42	-0.71	-1.22	0.50	2,077	2.49	20221026	TRANSPORTATION-AIRLINE
Fti Consulting	3	FCN	183.98	0.00	0.52	0.38	6	-0.23	0.15	4	1.18	-0.15	-0.63	-0.15	0.50	6,355	0.43	20221027	CONSULTING
Gallagher Arthu	7	AJG	178.05	1.15	-0.51	-0.36	9	1.24	0.15	3	-0.11	0.08	-0.82	1.31	0.07	37,450	0.15	20221027	INSURANCE-BROKERS
Gaming And Leis	11	GLPI	45.54	6.19	-1.94	-1.81	15	1.04	-1.19	7	-1.94	-0.66	-1.23	0.00	-0.75	11,635	0.32	20221027	REIT-EQTY TRUST - OTHER
Garmin Ltd	4	GRMN	81.20	3.60	0.69	0.31	6	-0.08	-0.49	1	-1.45	0.18	0.03	0.00	0.52	15,660	0.31	20221026	ELEC PRODUCTS-MISC
Gatx Corp	3	GATX	94.97	2.19	1.65	1.56	1	-0.08	1.91	3	0.43	0.71	-0.01	0.00	2.13	3,352	1.64	20221025	TRANSPORTATION-EQP & LSNG
General Motors	4	GM	33.63	1.07	-0.34	-0.65	10	1.43	-0.80	1	-0.80	0.94	1.30	1.50	0.00	49,034	0.05	20221025	AUTO MFRS-DOMESTIC
Genl Dynamics	3	GD	239.37	2.11	1.24	1.10	3	-0.23	1.03	4	1.56	0.39	-0.13	-0.15	1.44	65,646	0.11	20221026	AEROSPACE/DEFENSE
Genl Electric	3	GE	70.53	0.45	0.43	0.26	6	-0.08	-0.38	1	-0.63	0.18	0.41	0.00	0.00	77,340	0.05	20221025	DIVERSIFIED OPERATIONS
Gentex Corp	4	GNTX	24.27	1.98	0.78	0.26	6	1.73	0.01	3	0.49	1.09	-0.16	1.80	1.62	5,707	0.95	20221028	AUTO/TRUCK-ORIGINAL EQP
Geo Grp Inc/The	3	GEO	8.63	0.00	1.13	1.01	3	1.59	1.06	1	-0.63	0.91	0.14	1.67	1.44	1,071	1.85	20221027	REIT-EQTY TRUST - OTHER
Gerdau Sa Adr	2	GGB	4.87	11.43	-2.41	-2.10	16	-1.43	-0.87	8	-0.16	-0.50	-0.06	-1.36	-0.07	8,375	0.48	20221026	STEEL-PRODUCERS
Gibraltar Indus	3	ROCK	45.56	0.00	-0.67	-0.83	11	-1.14	1.03	2	0.88	0.40	0.35	-1.06	1.44	1,441	2.60	20221026	BLDG & CONST PROD-MISC
Gilead Sciences	6	GILD	66.19	4.41	1.42	1.59	1	1.58	1.49	3	0.62	1.07	-0.09	1.65	1.66	82,960	0.05	20221027	MEDICAL-BIOMED/GENETICS
Globe Life Inc	7	GL	112.56	0.74	0.98	1.13	3	-0.22	1.06	4	1.16	0.06	-0.78	-0.15	1.07	10,968	0.38	20221026	FINANCE-MISC SERVICES
Goosehead Insur	7	GSHD	34.68	0.00	0.27	0.40	6	-0.36	-0.52	4	1.16	-0.28	-0.56	-0.29	0.00	1,291	2.17	20221026	INSURANCE-MULTI LINE
Graco Inc	3	GGG	62.57	1.34	0.48	0.31	6	1.75	-0.38	3	0.43	0.28	-0.28	1.82	0.00	10,582	0.55	20221026	MACHINERY-GEN INDUSTRIAL
Grainger W W	3	GWW	521.13	1.32	1.42	1.25	2	1.29	1.94	3	0.43	0.93	-0.19	1.37	2.13	26,511	0.14	20221028	INDUSTRIAL SERVICES
Grand Canyon Ed	4	LOPE	84.77	0.00	-1.88	-2.10	16	-1.43	-0.80	2	0.31	-0.39	0.19	-1.35	0.00	2,710	1.23	20221027	SCHOOLS
Granite Constru	3	GVA	27.10	1.92	0.43	0.26	6	-0.08	0.04	1	-0.63	0.72	0.91	0.00	0.94	1,195	2.90	20221027	BLDG-HEAVY CONST
Graphic Pkg Hld	2	GPK	21.16	1.42	1.52	1.34	2	-0.53	1.49	4	1.06	0.65	-0.01	-0.45	2.40	6,514	0.48	20221025	CONTAINERS-PAPER/PLASTIC

Date: 10-19-2022

Alphabetical listing of ALL Companies

SECTOR CODES: 1-Energy, 2-Materials, 3-Industrials, 4-Consumer Discretionary, 5-Consumer Staples, 6-Healthcare

SECTOR CODES: 7-Financials, 8-Information Technology, 9-Communication Services, 10-Utilities, 11-Real Estate

COMPANY	SECTOR	TICKER	PRICE	YIELD	IPSCORE	XSEC IPSCORE	ABSOLUTE-SCALE METRICS			RELATIVE-SCALE METRICS					MKT CAP	DAYS2TR	EPS REPORT DATE	INDUSTRY GROUP	
							ABS DCOORD	TECH OUTLK	FUNDA OUTLK	REL DCOORD	rPSCORE	VTCAVG	VSCORE	TSCORE					CSCORE
Greenbrier Cos	3	GBX	25.66	4.21	-0.49	-0.65	10	-0.38	-1.16	6	-0.18	0.16	1.12	-0.30	-0.82	836	2.47	20221027	TRANSPORTATION-EQP & LSNG
Group 1 Auto	4	GPI	160.47	0.95	-0.39	-0.65	10	-0.08	-0.73	1	-2.00	0.06	0.18	0.00	0.00	2,534	0.64	20221026	RETAIL/WHOLESALE AUTO/TRUCK
Grupo Aerop-Adr	3	ASR	215.26	3.20	1.67	1.58	1	-0.23	1.52	2	0.88	0.70	0.30	-0.15	1.82	6,458	2.25	20221024	TRANSPORTATION-SVCS
Grupo Televisa	9	TV	5.14	1.53	1.16	1.01	3	1.66	1.13	1	-0.02	1.55	1.88	1.16	1.78	2,874	2.23	20221028	BROADCASTING-RADIO/TV
Halliburton Co	1	HAL	31.96	1.50	-0.11	0.14	7	-1.42	1.49	4	-1.03	-0.04	-1.00	-1.19	1.21	28,986	0.07	20221025	OIL & GAS-FIELD SERVICES
Harley-Davidson	4	HOG	34.83	1.81	1.35	0.86	4	-0.83	1.94	2	1.51	1.07	0.93	-0.75	3.02	5,091	0.45	20221026	AUTO MFRS-DOMESTIC
Hartford Fin Sv	7	HIG	68.00	2.26	-0.92	-0.80	11	-1.39	0.64	2	1.16	0.01	0.40	-1.31	0.60	21,974	0.20	20221027	INSURANCE-MULTI LINE
Hawaiian Hldgs	3	HA	14.18	0.00	-0.44	-0.57	10	-0.38	-0.95	8	0.80	-0.29	-0.17	-0.30	-0.44	729	2.42	20221025	TRANSPORTATION-AIRLINE
Hess Corp	1	HES	129.00	1.16	-0.74	-0.57	10	-0.22	-1.33	7	-0.77	-1.14	-0.50	0.00	-2.06	39,940	0.09	20221026	OIL & GAS-U S INTEGRATED
Hess Midstream	1	HESM	27.16	8.19	0.76	1.08	3	1.42	1.03	1	-0.57	0.47	0.16	1.64	0.50	1,195	2.04	20221026	E&P MLP
Hexcel Corp	3	HXL	56.25	0.71	-0.25	-0.36	9	1.29	-0.38	3	-0.18	0.11	-0.43	1.37	0.00	4,731	0.80	20221024	AEROSPACE/DEFENSE EQUIP
Highwoods Pptys	11	HIW	25.43	7.86	0.32	0.31	6	1.52	-0.31	1	-0.78	0.47	0.88	0.48	0.06	2,675	0.73	20221025	REIT-EQTY TRUST - OTHER
Hilton Ww Hldg	4	HLT	128.70	0.47	-1.93	-2.05	16	0.08	-0.70	3	-0.99	-0.10	-0.45	0.15	0.00	35,301	0.10	20221026	HOTELS & MOTELS
Honeywell Intl	3	HON	179.28	2.19	0.45	0.31	6	-0.08	-0.38	3	-0.18	-0.17	-0.38	0.00	0.00	120,780	0.05	20221027	DIVERSIFIED OPERATIONS
Hope Bancorp	7	HOPE	13.61	4.11	-0.80	-0.57	10	-0.36	-1.26	6	-1.10	-0.52	0.13	-0.29	-1.33	1,626	2.42	20221024	BANKS-WEST
Houlihan Lokey	7	HLI	80.54	2.63	-1.70	-1.53	14	-1.68	-0.49	8	-0.18	-0.82	-0.57	-1.61	-0.47	5,540	1.04	20221027	FINANCE-MISC SERVICES
Hsbc Holdings	7	HSBC	26.64	5.03	0.91	1.10	3	1.68	0.68	1	-0.04	0.90	0.17	1.75	1.00	108,223	0.23	20221024	BANKS-FOREIGN
Hub Group Inc-A	3	HUBG	73.09	0.00	-0.04	-0.22	8	0.53	0.64	1	-0.63	0.86	0.87	0.61	1.00	2,533	1.54	20221027	TRANSPORTATION-SVCS
Hubbell Inc	3	HUBB	217.71	1.93	0.71	0.53	5	1.29	1.06	3	0.43	0.64	-0.56	1.37	1.76	11,683	0.19	20221025	MACHINERY-ELEC UTILITY
Icici Bank Ltd	7	IBN	21.57	0.52	-1.46	-1.29	13	-0.51	-0.70	8	-0.18	-0.78	-1.28	-0.44	-0.53	75,145	0.16	20221028	BANKS-FOREIGN
Ilex Corp	3	IEX	204.06	1.18	1.47	1.34	2	-0.53	1.49	4	1.56	0.25	-0.57	-0.46	1.82	15,402	0.24	20221025	MACHINERY-GEN INDUSTRIAL
Ill Tool Works	3	ITW	191.95	2.73	0.45	0.31	6	-0.08	-0.38	3	-0.18	-0.18	-0.41	0.00	0.00	59,432	0.11	20221025	MACHINERY-GEN INDUSTRIAL
Impinj Inc	8	PI	78.84	0.00	1.31	1.32	2	1.29	1.98	3	0.13	0.13	-2.15	1.36	2.24	2,018	1.21	20221026	ELEC-SEMICONDUCTORS
Indep Bank Grp	7	IBTX	67.28	2.26	-0.83	-0.60	10	-0.07	-0.73	7	-1.73	-0.83	-1.35	0.00	-0.93	2,770	2.01	20221024	BANKS-SOUTHEAST
Indep Realty Tr	11	IRT	15.55	3.60	1.13	1.08	3	1.52	1.06	3	0.87	0.39	-0.82	0.48	1.50	3,453	0.66	20221026	REIT-EQTY TRUST - RESID
Inmode Ltd	6	INMD	32.31	0.00	-2.06	-2.01	16	-1.73	-1.16	8	0.43	-0.81	-0.02	-1.65	-0.74	2,690	0.47	20221027	MEDICAL PRODUCTS
Insmed Inc	6	INSM	18.78	0.00	-1.84	-1.81	15	0.98	-0.80	7	0.04	0.10	-0.70	1.05	-0.06	2,253	1.22	20221027	MEDICAL-BIOMED/GENETICS
Integer Holdngs	6	ITGR	56.00	0.00	-0.73	-0.65	10	-0.38	-1.33	6	-1.23	-0.38	0.13	-0.30	-0.97	1,855	1.37	20221027	MEDICAL INSTRUMENTS
Integra Lifesci	6	IART	43.21	0.00	0.24	0.38	6	-0.38	-0.38	2	0.04	-0.04	0.17	-0.30	0.00	3,608	0.92	20221026	MEDICAL INSTRUMENTS
Intel Corp	8	INTC	26.00	5.62	0.34	0.31	6	1.44	-0.52	1	-0.31	1.42	2.04	1.52	0.00	106,756	0.02	20221027	SEMI-GENERAL
Intl Paper	2	IP	32.56	5.68	-0.75	-0.65	10	-0.38	-1.33	8	-0.16	-0.46	-0.13	-0.30	-0.95	11,787	0.18	20221027	PAPER & PAPER PRODUCTS
Invesco Ltd	7	IVZ	14.64	5.12	0.13	0.31	6	-0.07	-0.49	5	-1.38	-0.13	0.11	0.00	-0.47	6,660	0.35	20221025	FINANCE-INVESTMENT MGMT
Invitation Home	11	INVH	32.50	2.71	1.14	1.08	3	-0.08	1.03	4	1.12	-0.28	-1.54	-1.12	1.81	19,837	0.16	20221026	REIT-EQTY TRUST - RESID
Iqvia Holdings	6	IQV	178.39	0.00	0.22	0.26	6	1.73	-0.35	1	-0.45	0.61	0.03	1.80	0.00	33,271	0.11	20221026	TECHNOLOGY SERVICES
Irobot Corp	4	IRBT	55.67	0.00	-0.07	-0.46	9	0.83	-0.06	1	-0.80	0.85	0.54	0.90	1.11	1,516	0.78	20221026	INDSTR AUTOMTN/ROBOTICS
Janus Henderson	7	JHG	20.80	7.50	-0.81	-0.65	10	1.68	-0.91	7	-1.38	0.12	-0.05	1.75	-0.93	3,446	0.83	20221027	FINANCE-INVESTMENT MGMT
Jetblue Airways	3	JBLU	6.85	0.00	0.50	0.38	6	-0.38	-0.10	2	0.88	0.50	0.58	-0.30	0.94	2,197	0.29	20221025	TRANSPORTATION-AIRLINE

Date: 10-19-2022

Alphabetical listing of ALL Companies

SECTOR CODES: 1-Energy, 2-Materials, 3-Industrials, 4-Consumer Discretionary, 5-Consumer Staples, 6-Healthcare

SECTOR CODES: 7-Financials, 8-Information Technology, 9-Communication Services, 10-Utilities, 11-Real Estate

COMPANY	SECTOR	TICKER	PRICE	YIELD	IPSCORE	XSEC IPSCORE	ABSOLUTE-SCALE METRICS			RELATIVE-SCALE METRICS					MKT CAP	DAYS2TR	EPS REPORT DATE	INDUSTRY GROUP	
							ABS DCOORD	TECH OUTLK	FUNDA OUTLK	REL DCOORD	rPSCORE	VTCAVG	VSCORE	TSCORE					CSCORE
John Bean Tech	3	JBT	95.03	0.42	-0.55	-0.65	10	1.75	-1.26	5	-1.46	0.34	0.46	1.82	-0.82	3,028	1.53	20221026	MACHINERY-THERMAL PROC
Juniper Netwrks	8	JNPR	27.37	3.07	-0.68	-0.65	10	-0.08	-0.84	5	-2.11	0.01	0.06	0.00	-0.07	8,830	0.27	20221025	WIRELESS EQUIPMENT
Kbr Inc	3	KBR	46.93	1.02	-0.51	-0.65	10	1.75	-0.77	7	-0.63	0.18	-0.19	1.82	-0.44	6,550	0.42	20221026	ENGINEERING/R&D SVCS
Kemper Corp	7	KMPR	45.62	2.72	0.17	0.26	6	-0.07	-0.06	1	-0.60	0.20	0.49	0.00	0.07	2,913	2.46	20221027	INSURANCE-MULTI LINE
Keurig Dr Peppr	5	KDP	37.78	2.12	-0.43	-0.36	9	1.19	-0.28	3	-0.73	-0.35	-1.22	0.28	0.00	53,499	0.09	20221027	BEVERAGES-SOFT DRINKS
Kilroy Realty	11	KRC	41.17	5.25	0.32	0.31	6	1.52	-0.31	1	-0.78	0.36	0.54	0.48	0.06	4,812	0.49	20221025	REIT-EQTY TRUST - OTHER
Kimberly Clark	5	KMB	114.94	4.04	0.36	0.31	6	1.61	-0.42	1	-0.55	0.31	0.12	0.70	0.00	38,806	0.13	20221025	CONSUMER PROD-MISC STAPLES
Kimco Realty Co	11	KIM	19.10	4.61	1.65	1.58	1	-0.40	1.45	2	1.61	0.46	0.94	-1.44	1.87	11,813	0.25	20221027	REIT-EQTY TRUST - RETAIL
Kinsale Cap Grp	7	KNSL	281.13	0.18	1.38	1.56	1	1.53	1.49	3	-0.11	0.13	-2.31	1.61	1.47	6,439	0.51	20221027	INSURANCE-PROP/CAS/TITLE
Kirby Corp	3	KEX	68.76	0.00	0.48	0.36	6	1.59	0.08	3	0.43	0.59	-0.21	1.67	0.94	4,119	0.91	20221024	TRANSPORTATION-SHIP
Kkr Re Fin Trst	7	KREF	17.23	9.98	0.91	1.08	3	1.39	0.64	3	-0.11	0.16	-1.26	1.46	0.60	1,193	1.99	20221024	REIT-MORTGAGE TRUST
Kla Corp	8	KLAC	271.96	1.91	0.29	0.31	6	1.44	-0.49	5	-1.57	0.63	0.25	1.52	-0.39	38,566	0.04	20221026	ELEC PRODUCTS-MISC
Knowles Corp	8	KN	12.24	0.00	0.38	0.38	6	-0.38	-0.06	2	0.67	0.07	0.20	-0.30	0.53	1,123	2.07	20221027	COMMUNICATIONS COMPONENTS
Koninklijke Phl	6	PHG	13.21	5.87	-0.78	-0.60	10	1.43	-1.37	5	-2.49	0.18	0.00	1.50	-0.97	11,748	0.63	20221024	MEDICAL PRODUCTS
Kraft Heinz Co	5	KHC	36.29	4.41	-2.21	-2.10	16	-1.33	-1.19	8	0.35	-1.11	-0.12	-2.24	-0.92	44,471	0.09	20221026	FOOD-MISC/DIVERSIFIED
L3Harris Tech	3	LHX	237.61	1.89	-1.84	-2.10	16	-1.14	-0.77	8	0.80	-0.53	-0.33	-1.06	-0.44	45,467	0.10	20221027	AEROSPACE/DEFENSE
Laboratory Cp	6	LH	208.82	1.38	0.92	1.01	3	1.43	1.03	1	-0.45	1.03	0.28	1.50	1.31	19,358	0.20	20221027	MEDICAL/DENTAL-SUPPLIES
Ladder Cap Cp-A	7	LADR	9.76	9.43	-0.81	-0.60	10	1.68	-0.77	7	-1.38	-0.28	-1.15	1.75	-0.93	1,238	2.33	20221027	REIT-MORTGAGE TRUST
Lakeland Bancrp	7	LBAI	17.34	3.34	1.41	1.59	1	1.09	1.49	3	0.45	0.83	-0.07	1.17	1.47	1,124	1.72	20221027	BANKS-NORTHEAST
Lazard Ltd	7	LAZ	33.00	6.06	0.15	0.31	6	1.39	-0.49	5	-0.96	0.47	0.68	1.46	-0.47	3,721	0.98	20221027	FINANCE-INVESTMENT MGMT
Lendingclub Cp	7	LC	11.32	0.00	-0.77	-0.65	10	-0.36	-0.91	6	-0.60	-0.15	0.34	-0.29	-0.53	1,173	1.28	20221026	FINANCE-MISC SERVICES
Lennox Intl Inc	3	LII	216.54	1.96	-0.93	-1.07	12	-0.84	-0.31	2	0.35	0.06	0.52	-0.76	0.00	7,672	0.30	20221027	BLDG PROD-AIR COND/HEAT
Lincoln Electrc	3	LECO	130.01	1.72	0.97	0.86	4	-0.84	1.45	2	0.88	0.54	0.23	-0.76	1.82	7,530	0.61	20221027	MACHINE-TOOLS & REL PROD
Linde Plc	2	LIN	283.91	1.65	-0.77	-0.65	10	1.73	-1.19	5	-0.64	0.35	0.20	1.81	-0.95	141,491	0.05	20221027	OIL & GAS-FIELD SERVICES
Lkq Corp	4	LKQ	51.15	1.96	-1.08	-1.37	13	-0.53	-0.70	2	0.31	-0.15	0.00	-0.45	0.00	14,035	0.36	20221027	AUTO/TRUCK-REPLACE PRTS
Lloyds Bank Grp	7	LYG	1.82	4.01	0.15	0.36	6	1.68	-0.38	5	-0.96	0.44	0.36	1.75	-0.47	31,051	0.87	20221027	BANKS-FOREIGN
Logitech Intl	8	LOGI	43.28	0.00	0.31	0.31	6	-0.08	-0.49	1	-1.03	0.57	1.41	0.00	0.00	7,082	0.78	20221024	COMPUTER-PERIPHERAL EQ
Lpl Finl Hldgs	7	LPLA	237.06	0.42	1.47	1.58	1	-0.22	1.98	4	1.51	0.61	-0.23	-0.15	2.00	18,910	0.11	20221027	FINANCE-INVESTMENT BKRS
Ltc Properties	11	LTC	38.07	5.99	0.65	0.65	5	-0.56	1.06	4	1.12	-0.47	-1.30	-1.60	1.50	1,542	2.76	20221027	REIT-EQTY TRUST - OTHER
Lyondellbasel-A	2	LYB	79.00	6.03	0.34	0.31	6	-0.08	-0.52	3	-0.64	-0.02	-0.05	0.00	0.00	25,770	0.13	20221028	CHEMICALS-DIVERSIFIED
M/I Homes Inc	4	MHO	38.34	0.00	-0.26	-0.65	10	-0.38	-0.80	2	0.96	0.42	1.57	-0.30	0.00	1,064	2.73	20221026	BLDG-RESIDENT/COMMRL
Magellan Mdstrm	1	MMP	49.91	8.31	0.97	1.34	2	-0.52	1.49	4	-0.57	0.30	-0.17	-0.30	0.92	10,366	0.51	20221027	OIL/GAS PROD PIPELINE MLP
Makemytrip Ltd	8	MMYT	28.56	0.00	1.36	1.37	2	-0.53	1.98	4	1.48	0.08	-0.46	-0.45	2.24	3,007	2.97	20221025	INTERNET SERVICES - DELIVERY
Manhattan Asoc	8	MANH	126.96	0.00	-0.08	-0.08	8	-1.29	1.10	4	1.03	-0.64	-1.13	-1.21	1.51	7,963	0.59	20221025	COMPUTER-SOFTWARE
Marinemax Inc	4	HZO	28.27	0.00	-0.26	-0.65	10	-0.38	-0.84	2	0.96	0.24	1.03	-0.30	0.00	609	2.88	20221025	RETAIL-MISC/DIVERSIFIED
Masco	3	MAS	46.35	2.42	-0.49	-0.65	10	-0.38	-0.80	6	-0.18	0.03	0.55	-0.30	-0.44	10,453	0.30	20221026	BLDG & CONST PROD-MISC
Masimo Corp	6	MASI	135.08	0.00	-0.78	-0.65	10	-0.08	-0.80	5	-2.49	-0.12	0.04	0.00	-0.40	7,096	0.27	20221025	MEDICAL INSTRUMENTS

Date: 10-19-2022

Alphabetical listing of ALL Companies

SECTOR CODES: 1-Energy, 2-Materials, 3-Industrials, 4-Consumer Discretionary, 5-Consumer Staples, 6-Healthcare

SECTOR CODES: 7-Financials, 8-Information Technology, 9-Communication Services, 10-Utilities, 11-Real Estate

COMPANY	SECTOR	TICKER	PRICE	YIELD	IPSCORE	XSEC IPSCORE	ABSOLUTE-SCALE METRICS			RELATIVE-SCALE METRICS					MKT CAP	DAYS2TR	EPS REPORT DATE	INDUSTRY GROUP	
							ABS DCOORD	TECH OUTLK	FUNDA OUTLK	REL DCOORD	rPSCORE	VTCAVG	VSCORE	TSCORE					CSCORE
Mastercard Inc	8	MA	297.76	0.66	0.39	0.31	6	1.74	-0.24	3	0.76	0.49	-0.60	1.82	0.00	287,748	0.03	20221027	FINANCIAL TRANSACTION SERVICES
Matador Resourc	1	MTDR	65.21	0.61	-0.74	-0.57	10	-0.22	-1.26	7	-0.77	-1.07	-0.34	0.00	-2.06	7,702	0.26	20221025	OIL & GAS-U S EXPLO & PROD
Mattel Inc	4	MAT	19.37	0.00	-0.42	-0.65	10	-0.08	-1.23	5	-2.65	-0.04	0.32	0.00	-0.44	6,843	0.41	20221025	TOYS/GAMES/HOBBY PROD
Maxlinear Inc-A	8	MXL	30.45	0.00	-0.63	-0.65	10	1.44	-0.77	5	-0.94	0.83	0.79	1.52	-0.46	2,385	1.33	20221025	SEMI-ANALOG & MIXED
Mcdonalds Corp	4	MCD	250.75	2.20	-0.05	-0.36	9	1.28	-0.35	3	-0.25	0.25	-1.13	1.35	0.52	184,481	0.03	20221027	RETAIL-FOOD & RESTAURANTS
Mdc Hldgs	4	MDC	28.61	6.99	-0.37	-0.65	10	-0.08	-0.91	1	-1.45	0.50	1.51	0.00	0.00	2,036	1.12	20221027	BLDG-RESIDENT/COMMRL
Medical Pptys	11	MPW	11.00	10.55	0.35	0.26	6	1.52	0.11	1	-0.12	0.69	1.04	0.48	0.56	6,589	0.12	20221027	REIT-EQTY TRUST - OTHER
Medpace Hldgs	6	MEDP	157.09	0.00	0.50	0.62	5	1.28	1.06	3	0.62	0.83	-0.19	1.35	1.31	4,870	0.45	20221024	MEDICAL SERVICES
Mercer Intl Sbi	2	MERC	13.62	2.20	-0.19	-0.19	8	0.98	1.13	3	0.02	0.89	-0.07	1.05	1.67	901	2.69	20221027	PAPER & PAPER PRODUCTS
Merck & Co Inc	6	MRK	93.26	2.96	0.92	1.10	3	1.58	1.03	1	-0.45	1.09	0.03	1.65	1.60	236,254	0.03	20221027	LARGE CAP PHARMA
Merit Medical	6	MMSI	58.03	0.00	0.24	0.36	6	-0.08	0.15	3	0.04	0.07	-0.24	0.00	0.46	3,294	1.52	20221026	MEDICAL/DENTAL-SUPPLIES
Meritage Homes	4	MTH	66.76	0.00	-0.37	-0.65	10	-0.08	-0.91	1	-1.45	0.44	1.31	0.00	0.00	2,441	0.87	20221026	BLDG-RESIDENT/COMMRL
Meta Finl Grp	7	CASH	37.50	0.53	-1.70	-1.52	14	-1.68	-0.24	8	-0.18	-0.74	-0.37	-1.61	-0.47	1,090	2.81	20221027	FINANCE-SAVINGS & LOAN
Microsoft Corp	8	MSFT	236.48	1.05	0.39	0.31	6	1.74	-0.38	3	0.76	0.34	-0.97	1.82	0.00	1,763,642	0.00	20221025	COMPUTER-SOFTWARE
Mid-Amer Apt Cm	11	MAA	147.61	3.39	1.13	1.08	3	1.52	1.06	3	0.87	0.33	-1.29	0.48	1.81	17,040	0.19	20221026	REIT-EQTY TRUST - RESID
Mineral Tech	2	MTX	54.40	0.37	0.34	0.31	6	1.43	-0.42	3	-0.64	0.48	-0.08	1.51	0.00	1,773	2.27	20221027	CHEMICALS-SPECIALTY
Mohawk Inds Inc	4	MHK	94.95	0.00	-0.31	-0.65	10	-0.38	-1.33	6	-0.25	0.35	1.80	-0.30	-0.44	6,033	0.43	20221027	TEXTILE-HOME FURNISHING
Molina Hlthcr	6	MOH	353.21	0.00	0.96	1.08	3	1.58	0.64	3	0.62	0.74	-0.34	1.65	0.91	20,522	0.18	20221026	MEDICAL-HLTH MAINT ORG
Monolithic Pwr	8	MPWR	314.83	0.95	1.10	1.10	3	1.74	1.10	3	0.76	0.79	-0.60	1.82	1.51	14,731	0.08	20221027	SEMI-ANALOG & MIXED
Monro Muffler	4	MNRO	47.48	2.36	1.61	1.10	3	-0.23	1.10	2	1.51	0.90	0.62	-0.15	2.21	1,529	1.65	20221026	CONS SERVICES - MISC
Moodys Corp	7	MCO	241.88	1.16	0.13	0.36	6	1.68	-0.45	7	-1.38	-0.25	-1.55	1.75	-0.47	44,385	0.12	20221025	FINANCE-MISC SERVICES
Morningstar Inc	7	MORN	214.95	0.67	0.20	0.36	6	1.68	-0.24	3	-0.11	0.27	-0.57	1.75	0.00	9,132	1.08	20221026	BUSINESS INFORMATION SERVICES
Mr Cooper Group	7	COOP	42.52	0.00	-0.83	-0.60	10	-0.07	-0.73	7	-1.73	-0.54	-0.55	0.00	-0.93	3,047	0.96	20221026	FINANCE-CONSUMER LOANS
Msa Safety Inc	3	MSA	116.91	1.57	1.65	1.47	1	-0.08	1.52	3	0.43	0.40	-0.47	0.00	1.82	4,574	2.32	20221026	PROTECTION-SFTY EQ & SVC
Msci Inc-A	7	MSCI	398.79	1.25	0.88	1.08	3	-0.07	1.06	3	-0.67	-0.53	-2.53	0.00	1.07	32,104	0.15	20221025	BUSINESS SOFTWARE SVCS/BPO
Murphy Usa Inc	4	MUSA	282.18	0.45	1.86	1.35	2	1.28	1.56	3	1.14	1.20	-0.70	1.35	2.95	6,589	0.26	20221026	OIL REFINING & MARKETING
Myovant Sciencs	6	MYOV	24.11	0.00	0.29	0.40	6	-0.23	0.04	4	1.20	0.08	-0.47	-0.15	0.86	2,313	0.80	20221026	MEDICAL-BIOMED/GENETICS
Nabors Ind	1	NBR	126.83	0.00	-0.98	-0.80	11	-1.42	0.71	4	-1.43	-0.38	-0.99	-1.19	0.43	1,332	1.27	20221025	OIL & GAS-DRILLNG
Natl Instrs Cp	8	NATI	39.27	2.85	1.36	1.34	2	-0.53	1.56	4	1.48	0.00	-0.49	-0.45	1.91	5,151	0.82	20221027	ELEC TEST EQUIPMENT
Navient Corp	7	NAVI	15.03	4.26	0.13	0.36	6	-0.07	-0.35	5	-1.38	-0.07	0.27	0.00	-0.47	2,132	1.02	20221025	FINANCE-CONSUMER LOANS
Ncr Corp-New	8	NCR	19.03	0.00	0.34	0.31	6	-0.08	-0.38	1	-0.31	0.94	2.35	0.00	0.00	2,605	0.71	20221025	COMPUTER-INTEGRATED SYSTEMS
Netscout Systms	8	NTCT	33.61	0.00	-2.01	-2.01	16	-1.14	-0.73	6	0.13	-0.34	0.45	-1.06	-0.46	2,403	1.51	20221027	COMPUTER-NETWORKS
Netstreit Corp	11	NTST	17.68	4.52	-0.73	-0.60	10	1.52	-1.19	7	-2.35	-0.84	-2.25	0.48	-0.75	890	1.87	20221027	REIT-EQTY TRUST - OTHER
New Oriental Ed	4	EDU	22.33	0.00	1.88	1.34	2	-0.98	1.98	2	1.51	1.09	0.71	-0.90	3.46	3,795	0.68	20221026	SCHOOLS
New York Cmnty	7	NYCB	8.56	7.94	0.13	0.31	6	1.39	-0.31	7	-1.38	0.14	-0.23	1.46	-0.47	3,990	0.34	20221026	FINANCE-SAVINGS & LOAN
Newell Brands	4	NWL	15.03	6.12	0.72	0.26	6	1.73	-0.49	1	-0.80	1.02	0.73	1.80	0.52	6,216	0.53	20221028	CONSUMER PROD-MISC STAPLES
Newmark Group	11	NMRK	8.45	1.42	-0.66	-0.65	10	1.52	-0.80	1	-0.78	0.53	1.10	0.48	0.00	1,513	2.99	20221028	REAL ESTATE OPERATIONS

Date: 10-19-2022

Alphabetical listing of ALL Companies

SECTOR CODES: 1-Energy, 2-Materials, 3-Industrials, 4-Consumer Discretionary, 5-Consumer Staples, 6-Healthcare

SECTOR CODES: 7-Financials, 8-Information Technology, 9-Communication Services, 10-Utilities, 11-Real Estate

COMPANY	SECTOR	TICKER	PRICE	YIELD	IPSCORE	XSEC IPSCORE	ABSOLUTE-SCALE METRICS			RELATIVE-SCALE METRICS					MKT CAP	DAYS2TR	EPS REPORT DATE	INDUSTRY GROUP	
							ABS DCOORD	TECH OUTLK	FUNDA OUTLK	REL DCOORD	rPSCORE	VTCAVG	VSCORE	TSCORE					CSCORE
Newmarket Corp	2	NEU	312.49	2.69	-1.83	-1.62	14	0.38	-0.42	1	0.40	0.18	0.09	0.45	0.00	3,129	1.81	20221024	CHEMICALS-SPECIALTY
Nextera Egy Ptr	1	NEP	70.85	4.30	-0.25	-0.12	8	0.52	1.13	1	0.48	1.04	1.66	0.75	0.50	5,945	0.69	20221028	OTHER ALT ENERGY
Nextera Energy	10	NEE	73.64	2.31	-0.54	-0.12	8	0.54	0.64	8	0.68	-1.35	-2.01	-0.93	-0.45	144,686	0.04	20221028	UTILITY-ELECTRIC POWER
Nextier Oilf SI	1	NEX	10.65	0.00	-0.01	0.12	7	0.67	1.56	3	1.01	-0.22	-1.93	0.89	1.21	2,600	0.90	20221025	OIL & GAS-FIELD SERVICES
Norfolk Southrn	3	NSC	217.62	2.28	0.45	0.36	6	-0.08	-0.38	3	-0.18	-0.20	-0.44	0.00	0.00	51,113	0.10	20221026	TRANSPORTATION-RAIL
Northrop Grummn	3	NOC	510.91	1.35	-0.44	-0.65	10	-0.23	-1.23	8	0.80	-0.46	-0.35	-0.15	-0.82	79,044	0.05	20221027	AEROSPACE/DEFENSE
Northwest Bncsh	7	NWBI	14.23	5.62	0.98	1.13	3	-0.22	1.13	4	1.16	-0.32	-1.83	-0.15	1.07	1,805	1.96	20221024	FINANCE-SAVINGS & LOAN
Northwestern Cp	10	NWE	51.66	4.88	-1.11	-0.60	10	1.48	-0.70	5	-1.69	-0.43	0.11	0.00	-1.92	2,901	0.95	20221024	UTILITY-ELECTRIC POWER
Nov Inc	1	NOV	19.58	1.02	-0.96	-0.83	11	-1.12	1.13	4	-1.03	-0.25	-0.85	-0.89	0.50	7,691	0.35	20221027	TECHNOLOGY SERVICES
Novartis Ag-Adr	6	NVS	76.51	2.83	0.22	0.26	6	1.73	-0.35	1	-0.45	0.65	0.13	1.80	0.00	169,286	0.12	20221025	LARGE CAP PHARMA
Novocure Ltd	6	NVCR	71.11	0.00	-1.81	-1.77	15	-0.83	-0.95	8	0.91	-0.52	-0.74	-0.75	-0.06	7,448	0.78	20221027	MEDICAL SERVICES
Nvent Electric	3	NVT	32.95	2.12	-0.53	-0.65	10	-0.08	-0.73	7	-1.16	-0.15	-0.01	0.00	-0.44	5,486	0.85	20221028	ELEC-MISC COMPONENTS
O Reilly Auto	4	ORLY	737.72	0.00	-0.26	-0.65	10	-0.23	-0.80	4	0.86	-0.08	-0.09	-0.15	0.00	46,711	0.07	20221026	RETAIL/WHLSLE-AUTO PARTS
Oceaneering Int	1	OII	9.64	0.00	-0.96	-0.80	11	-1.42	1.13	4	-1.03	-0.05	-0.68	-1.19	0.85	967	1.94	20221026	OIL & GAS-FIELD SERVICES
Old Dominion FI	3	ODFL	260.76	0.46	1.71	1.61	1	-0.38	1.45	4	1.56	0.19	-0.79	-0.30	1.82	29,146	0.10	20221026	TRANSPORTATION-TRUCK
Old Natl Bcp	7	ONB	18.25	3.07	0.98	1.13	3	-0.66	1.10	4	1.16	0.01	-0.60	-0.58	1.07	5,345	0.75	20221025	BANKS-MIDWEST
Old Rep Intl	7	ORI	22.81	4.03	-2.22	-2.01	16	-1.68	-0.84	6	-1.10	-0.67	0.30	-1.61	-0.93	7,032	0.58	20221027	INSURANCE-MULTI LINE
Olin Corp	2	OLN	47.81	1.67	-0.71	-0.65	10	-0.38	-1.37	6	0.68	-0.41	0.00	-0.30	-0.95	6,939	0.33	20221026	CHEMICALS-DIVERSIFIED
Onemain Holdngs	7	OMF	30.02	12.66	-0.80	-0.57	10	-0.36	-1.33	6	-1.10	-0.55	0.04	-0.29	-1.33	3,712	0.54	20221026	FINANCE-CONSUMER LOANS
Onto Innovation	8	ONTO	60.34	0.00	0.39	0.31	6	1.44	-0.49	3	0.76	0.32	-0.71	1.52	0.00	2,998	1.32	20221027	NANOTECHNOLOGY
Option Care Hlt	6	OPCH	33.52	0.00	-0.66	-0.60	10	1.58	-0.87	7	0.62	0.47	-0.19	1.65	-0.06	6,096	0.67	20221027	MEDICAL-OUTPNT/HM CARE
Orchid Island	7	ORC	9.60	20.00	-0.75	-0.57	10	-0.36	-0.91	8	-0.18	-0.45	-0.09	-0.29	-0.93	338	1.45	20221027	FINANCE-MRTG & REL SVC
Oshkosh Corp	3	OSK	79.21	1.87	-1.97	-2.10	16	0.38	-0.91	5	-1.84	0.00	0.09	0.46	-0.44	5,178	0.68	20221027	AUTO/TRUCK-ORIGINAL EQP
Otis Worldwide	3	OTIS	66.28	1.75	0.48	0.36	6	1.75	0.15	3	0.43	0.50	-0.50	1.82	0.94	27,853	0.20	20221026	BLDG & CONST PROD-MISC
Overstock.Com	4	OSTK	23.57	0.00	-0.26	-0.57	10	-0.38	-0.95	2	0.96	0.24	0.57	-0.30	0.44	1,077	0.98	20221027	ELECTRONIC COMMERCE
Owens Corning	3	OC	83.99	1.67	1.13	0.98	3	-0.08	1.10	1	-0.63	0.95	1.07	0.00	1.44	8,083	0.25	20221026	BLDG & CONST PROD-MISC
Paccar Inc	3	PCAR	90.74	1.50	1.20	1.13	3	-0.23	1.06	2	0.88	0.48	0.07	-0.15	1.44	31,549	0.16	20221025	AUTO MFRS-DOMESTIC
Packaging Corp	2	PKG	114.40	4.37	-0.86	-0.65	10	-0.08	-0.87	7	-2.62	-0.19	-0.06	0.00	-0.51	10,724	0.32	20221024	CONTAINERS-PAPER/PLASTIC
Paramount Group	11	PGRE	6.40	4.84	0.32	0.31	6	1.52	-0.38	5	-0.78	0.29	0.70	0.48	-0.31	1,442	2.25	20221026	REIT-EQTY TRUST - OTHER
Patrick Inds	4	PATK	43.23	3.05	-0.31	-0.65	10	-0.38	-1.30	6	-0.25	0.26	1.53	-0.30	-0.44	988	2.81	20221027	BLDG-MOBILE/MFG & RV
Patterson-Uti	1	PTEN	14.57	1.10	-0.96	-0.80	11	-1.42	0.71	4	-1.03	-0.28	-0.76	-1.19	0.43	3,159	0.61	20221026	OIL & GAS-DRILLNG
Pbf Energy Inc	1	PBF	43.50	0.00	1.21	1.58	1	-0.22	1.56	1	-0.04	0.59	0.13	0.00	1.21	5,304	0.20	20221027	OIL REFINING & MARKETING
Peabody Energy	1	BTU	24.31	0.00	0.31	0.65	5	-0.52	1.13	4	-1.03	-0.03	-0.49	-0.30	0.50	3,498	0.18	20221027	COAL
Pebblebrook Htl	11	PEB	15.68	0.26	0.39	0.39	6	-0.40	-0.24	2	0.71	-0.43	0.08	-1.44	0.06	2,061	0.65	20221027	REIT-EQTY TRUST - OTHER
Pegasystems Inc	8	PEGA	30.95	0.39	0.31	0.31	6	1.44	-0.52	1	-1.03	0.73	0.31	1.52	0.00	2,536	2.09	20221026	COMPUTER-SOFTWARE
Penske Auto Grp	4	PAG	98.17	2.16	-1.64	-1.86	15	0.53	-0.77	3	-0.25	0.15	-0.15	0.60	0.00	7,284	0.45	20221026	RETAIL/WHOLESALE AUTO/TRUCK
Pentair Plc	3	PNR	40.13	2.09	0.43	0.31	6	1.44	-0.38	1	-0.63	0.55	0.48	1.52	0.00	6,600	0.41	20221025	MACHINERY-THERMAL PROC

Date: 10-19-2022

Alphabetical listing of ALL Companies

SECTOR CODES: 1-Energy, 2-Materials, 3-Industrials, 4-Consumer Discretionary, 5-Consumer Staples, 6-Healthcare

SECTOR CODES: 7-Financials, 8-Information Technology, 9-Communication Services, 10-Utilities, 11-Real Estate

COMPANY	SECTOR	TICKER	PRICE	YIELD	IPSCORE	XSEC IPSCORE	ABSOLUTE-SCALE METRICS			RELATIVE-SCALE METRICS					MKT CAP	DAYS2TR	EPS REPORT DATE	INDUSTRY GROUP	
							ABS DCOORD	TECH OUTLK	FUNDA OUTLK	REL DCOORD	rPSCORE	VTCAVG	VSCORE	TSCORE					CSCORE
Perficient Inc	8	PRFT	65.32	0.00	1.05	1.01	3	1.44	1.03	1	-0.31	1.05	0.34	1.52	1.51	2,260	1.49	20221027	COMPUTER-SERVICES
Perion Network	8	PERI	22.87	0.00	1.59	1.61	1	-0.23	1.98	2	1.21	0.60	0.44	-0.15	2.43	1,016	2.60	20221025	INTERNET CONTENT
Petrobras-Adr C	1	PBR	14.87	24.22	1.21	1.59	1	1.57	1.49	1	-0.04	0.83	0.50	1.79	0.92	96,984	0.05	20221027	EMERGING MARKETS INTEGRATED
Petrobras-Adr P	1	PBR.A	13.43	26.82	0.76	1.13	3	-0.22	0.61	1	-0.57	0.29	0.66	0.00	0.00	87,592	0.11	20221027	EMERGING MARKETS INTEGRATED
Pg&E Corp	10	PCG	13.96	0.00	0.65	1.10	3	-0.23	0.61	6	0.97	-0.19	0.70	-1.71	-0.45	34,417	0.03	20221027	UTILITY-ELECTRIC POWER
Pilgrims Pride	5	PPC	21.73	0.00	-0.72	-0.65	10	1.61	-0.91	5	-1.36	0.48	0.92	0.70	-0.49	5,194	1.60	20221026	FOOD-MEAT PRODUCTS
Pinterest Inc	9	PINS	23.04	0.00	-0.36	-0.32	9	-0.94	-0.52	4	0.73	-0.70	-0.13	-1.45	0.00	15,517	0.09	20221027	INTERNET SOFTWARE
Pioneer Nat Res	1	PXD	250.55	1.76	-0.79	-0.57	10	-0.22	-1.30	5	-1.76	-0.81	0.24	0.00	-2.06	60,623	0.04	20221027	OIL & GAS-U S EXPLO & PROD
Piper Jaffray	7	PIPR	110.76	2.17	0.13	0.36	6	-0.07	-0.24	5	-1.38	-0.06	0.30	0.00	-0.47	1,931	2.81	20221028	FINANCE-INVESTMENT BKRS
Pjt Partners	7	PJT	73.16	1.37	0.22	0.39	6	-0.22	-0.38	8	0.38	-0.22	-0.02	-0.15	-0.47	1,802	1.91	20221025	FINANCE-MISC SERVICES
Plexus Corp	8	PLXS	90.38	0.00	-1.25	-1.29	13	-0.53	-0.77	8	1.12	-0.45	-0.44	-0.45	-0.46	2,505	2.17	20221026	ELEC MANUF SVS (EMS)
Polaris Inc	4	PII	93.74	2.73	-0.42	-0.65	10	-0.08	-1.19	5	-2.65	0.00	0.45	0.00	-0.44	5,583	0.48	20221025	AUTO MFRS-DOMESTIC
Popular Inc	7	BPOP	73.44	3.00	0.91	1.10	3	1.68	1.06	1	-0.04	1.02	0.43	1.75	1.07	5,509	0.54	20221026	BANKS-SOUTHEAST
Portland Gen El	10	POR	43.72	4.14	-0.13	0.36	6	1.79	-0.24	5	-1.00	-0.20	0.19	0.31	-1.47	3,902	0.70	20221025	UTILITY-ELECTRIC POWER
Pottlatch Corp	11	PCH	44.05	4.00	-0.67	-0.65	10	-0.40	-0.84	6	-1.03	-0.58	0.06	-1.44	-0.37	3,051	0.75	20221024	BLDG PROD-WOOD
Principal Finl	7	PFG	78.77	3.25	-0.77	-0.57	10	-0.22	-0.70	6	-0.60	-0.28	0.28	-0.15	-0.93	19,632	0.19	20221027	FINANCE-INVESTMENT MGMT
Prog Holdings	7	PRG	12.89	0.00	-0.77	-0.65	10	-0.36	-0.80	6	-0.60	-0.13	0.79	-0.29	-0.93	697	2.80	20221026	FINANCE-CONSUMER LOANS
Prosperity Bcsh	7	PB	74.07	2.81	0.98	1.13	3	-0.22	1.10	4	1.16	0.15	-0.87	-0.15	1.40	6,828	0.69	20221026	BANKS-SOUTHWEST
Providnt Fin Sv	7	PFS	20.77	4.62	1.41	1.59	1	1.68	1.94	1	0.53	1.27	0.18	1.75	2.00	1,567	1.66	20221028	FINANCE-SAVINGS & LOAN
Ptc Therapeutic	6	PTCT	44.06	0.00	-0.45	-0.36	9	1.28	-0.42	3	0.04	0.27	-0.53	1.35	0.00	3,152	0.95	20221027	MEDICAL-DRUGS
Pulte Group Onc	4	PHM	37.16	1.61	-0.37	-0.65	10	-0.08	-0.80	1	-1.45	0.40	1.19	0.00	0.00	8,602	0.30	20221025	BLDG-RESIDENT/COMMRL
Qualtrics Intl	8	XM	10.56	0.00	1.14	1.10	3	-0.38	1.03	4	1.84	0.18	-0.16	-0.30	1.84	6,138	1.56	20221024	INTERNET SOFTWARE
Quantumscape Cp	4	QS	7.92	0.00	1.54	1.01	3	1.43	1.10	1	-0.06	1.63	0.80	1.50	2.58	3,427	0.53	20221026	AUTO/TRUCK-ORIGINAL EQP
Range Resources	1	RRC	28.27	1.13	-1.37	-1.33	13	1.27	-1.23	7	-0.77	-0.97	-0.50	1.49	-2.06	7,432	0.18	20221024	OIL & GAS-U S EXPLO & PROD
Raymond Jas Fin	7	RJF	100.00	1.36	-0.21	-0.08	8	-0.80	1.06	4	1.16	-0.12	-0.45	-0.73	0.67	21,583	0.20	20221026	FINANCE-INVESTMENT BKRS
Raytheon Tec Cp	3	RTX	87.63	2.51	-1.42	-1.66	14	0.38	-0.38	3	-0.18	0.08	-0.04	0.46	0.00	128,970	0.06	20221025	AEROSPACE/DEFENSE EQUIP
Red Rock Resrts	4	RRR	38.33	2.61	-0.35	-0.60	10	-0.08	-0.91	3	-0.99	-0.36	-1.07	0.00	0.00	4,119	1.41	20221027	GAMING
Redwood Trust	7	RWT	6.22	14.79	-0.75	-0.57	10	-0.36	-1.37	8	-0.18	-0.75	-0.51	-0.29	-1.33	748	1.47	20221027	REIT-MORTGAGE TRUST
Reliance Steel	2	RS	180.68	1.94	-0.19	-0.19	8	0.98	1.13	3	0.02	1.02	-0.04	1.05	2.04	10,894	0.31	20221027	METAL PROD-DISTRIBUTOR
Republic Svcs	3	RSG	133.98	1.48	1.42	1.35	2	1.29	1.49	3	0.43	0.66	-0.56	1.37	1.82	42,329	0.16	20221027	WASTE REMOVAL SVCS
Resmed Inc	6	RMD	215.30	0.82	0.24	0.36	6	-0.08	-0.31	3	0.04	-0.16	-0.49	0.00	0.00	31,533	0.27	20221027	MEDICAL PRODUCTS
Retail Oppurtun	11	ROIC	13.62	4.41	0.38	0.39	6	-0.40	-0.35	4	0.62	-0.53	-0.22	-1.44	0.06	1,696	1.45	20221025	REIT-EQTY TRUST - RETAIL
Rollins Inc	3	ROL	36.88	1.08	1.71	1.58	1	-0.23	1.45	4	1.56	0.43	-0.32	-0.15	1.82	18,160	0.61	20221026	BLDG-MAINTENANCE & SVC
Roper Technolgs	8	ROP	371.43	0.67	0.39	0.26	6	1.74	-0.03	3	0.76	0.70	-0.32	1.82	0.53	39,375	0.13	20221026	IT SERVICES
Rpc Inc	1	RES	8.74	0.92	-0.86	-0.80	11	-1.12	1.13	2	1.08	0.26	0.31	-0.89	0.50	1,894	2.97	20221026	OIL & GAS-FIELD SERVICES
Rush Entrprs-A	3	RUSHA	48.10	1.75	-0.67	-0.80	11	-1.44	1.06	2	0.88	0.49	0.71	-1.37	1.44	2,663	2.17	20221025	RETAIL/WHOLESALE AUTO/TRUCK
Ryder Sys	3	R	76.18	3.26	0.74	0.65	5	-0.99	0.64	2	0.88	0.73	1.35	-0.91	1.00	3,900	0.42	20221026	TRANSPORTATION-EQP & LSNG

Date: 10-19-2022

Alphabetical listing of ALL Companies

SECTOR CODES: 1-Energy, 2-Materials, 3-Industrials, 4-Consumer Discretionary, 5-Consumer Staples, 6-Healthcare

SECTOR CODES: 7-Financials, 8-Information Technology, 9-Communication Services, 10-Utilities, 11-Real Estate

COMPANY	SECTOR	TICKER	PRICE	YIELD	IPSCORE	XSEC IPSCORE	ABSOLUTE-SCALE METRICS			RELATIVE-SCALE METRICS					MKT CAP	DAYS2TR	EPS REPORT DATE	INDUSTRY GROUP	
							ABS DCOORD	TECH OUTLK	FUNDA OUTLK	REL DCOORD	rPSCORE	VTCAVG	VSCORE	TSCORE					CSCORE
S&P Global Inc	7	SPGI	296.87	1.15	0.13	0.31	6	1.39	-0.45	7	-1.38	-0.31	-1.49	1.46	-0.47	99,006	0.04	20221027	BUSINESS INFORMATION SERVICES
Sanofi-Aventis	6	SNY	39.64	3.18	0.22	0.31	6	1.73	-0.35	1	-0.45	0.64	0.12	1.80	0.00	100,486	0.17	20221028	LARGE CAP PHARMA
Sap Se	8	SAP	86.73	2.36	-0.84	-0.92	11	0.38	1.10	1	-0.31	0.88	0.82	0.45	1.84	102,305	0.18	20221025	COMPUTER-SOFTWARE
Schneider Natl	3	SNDR	21.68	1.48	0.46	0.31	6	1.75	-0.38	1	-0.03	1.02	1.39	1.82	0.00	3,859	2.07	20221027	TRANSPORTATION-SVCS
Seacoast Bkng A	7	SBCF	31.97	2.13	0.91	1.08	3	-0.07	1.06	3	-0.11	0.34	-0.15	0.00	1.07	1,963	2.75	20221027	BANKS-SOUTHEAST
Seagate Tec Hld	8	STX	52.85	5.30	0.34	0.31	6	1.44	-0.52	1	-0.31	1.14	1.34	1.52	0.00	10,931	0.18	20221026	TECHNOLOGY SERVICES
Seagen Inc	6	SGEN	129.83	0.00	0.75	0.89	4	-0.83	1.91	4	1.20	0.18	-0.66	-0.75	1.94	23,945	0.24	20221027	MEDICAL-BIOMED/GENETICS
Sei Investments	7	SEIC	48.44	1.65	-0.81	-0.65	10	-0.07	-0.84	5	-1.38	-0.27	0.20	0.00	-0.93	6,563	0.91	20221026	FINANCE-INVESTMENT MGMT
Sensata Technol	3	ST	40.17	1.10	-0.55	-0.65	10	1.44	-0.87	5	-1.46	0.37	0.12	1.52	-0.06	6,236	0.37	20221025	INSTRUMENTS-CONTROL
Servicenow Inc	8	NOW	355.44	0.00	-0.61	-0.65	10	1.44	-1.23	7	-0.40	0.39	-0.11	1.52	-0.86	71,799	0.03	20221026	IT SERVICES
Sherwin William	2	SHW	207.24	1.16	-0.77	-0.65	10	1.43	-0.84	5	-0.64	0.51	0.11	1.51	-0.07	53,713	0.08	20221025	PAINTS & ALLIED PRODUCTS
Shopify Inc	9	SHOP	28.35	0.00	-0.67	-0.65	10	1.37	-0.95	5	-0.88	0.71	0.87	0.87	-0.54	35,802	0.03	20221027	INTERNET SERVICES
Shutterstock	9	SSTK	50.00	1.92	1.13	1.01	3	1.37	1.06	1	-0.88	0.84	0.58	0.87	1.78	1,798	1.53	20221025	INTERNET CONTENT
Silgan Holdings	2	SLGN	44.36	1.44	-0.43	-0.41	9	-0.53	-0.28	4	0.68	-0.15	0.00	-0.45	0.00	4,889	1.48	20221026	CONTAINERS-METAL/GLASS
Silicon Lab Inc	8	SLAB	120.74	0.00	1.08	1.01	3	1.44	1.13	1	0.40	2.06	2.88	1.52	1.51	4,132	0.45	20221026	SEMI-ANALOG & MIXED
Simmons First A	7	SFNC	24.19	3.14	0.03	0.16	7	-1.39	1.49	4	1.16	-0.13	-1.11	-1.31	1.74	3,104	1.93	20221025	BANKS-SOUTHEAST
Simpson Mfg Inc	3	SSD	78.35	1.33	-0.55	-0.65	10	1.44	-0.84	5	-1.46	0.24	0.10	1.52	-0.44	3,382	1.53	20221024	BLDG & CONST PROD-MISC
Site Centers Cp	11	SITC	11.28	4.61	1.13	1.08	3	1.84	0.61	3	0.87	0.53	-0.27	0.80	1.06	2,414	1.23	20221025	REIT-EQTY TRUST - RETAIL
Sjw Corp	10	SJW	63.56	2.27	1.15	1.59	1	1.79	1.87	3	1.56	0.09	-0.41	0.31	0.90	1,923	2.76	20221027	UTILITY-WATER SUPPLY
Skechers Usa-A	4	SKX	35.70	0.00	-0.37	-0.65	10	-0.08	-0.80	1	-1.45	0.45	0.90	0.00	0.44	5,571	0.44	20221025	SHOES & REL APPAREL
Skywest Inc	3	SKYW	17.65	0.00	1.71	1.58	1	-0.38	1.56	2	1.71	2.00	3.28	-0.30	1.82	893	2.43	20221027	TRANSPORTATION-AIRLINE
Sleep Number Cp	4	SNBR	31.97	0.00	0.82	0.38	6	-0.38	-0.06	2	1.51	0.74	0.89	-0.30	1.62	702	2.03	20221026	FURNITURE
Slm Corp	7	SLM	15.34	2.87	-1.70	-1.52	14	-1.39	-0.45	8	-0.18	-0.58	-0.16	-1.31	-0.47	3,856	0.76	20221026	FINANCE-CONSUMER LOANS
Smith (Ao) Corp	3	AOS	50.77	2.21	0.39	0.31	6	1.44	-0.49	5	-1.46	0.46	0.56	1.52	-0.38	7,841	0.39	20221027	MACHINERY-ELECTRICAL
Sonic Automotve	4	SAH	43.24	2.31	-1.59	-1.86	15	-0.83	-0.87	4	0.86	-0.37	-0.37	-0.75	0.00	1,698	1.30	20221027	RETAIL/WHOLESALE AUTO/TRUCK
South State Cp	7	SSB	88.39	2.26	0.94	1.08	3	1.53	0.68	3	0.45	0.41	-1.07	1.61	1.00	6,688	0.83	20221024	BANKS-SOUTHEAST
Southern Co	10	SO	64.69	4.20	-0.56	-0.12	8	1.01	1.03	4	0.28	-0.39	-0.54	-0.47	0.00	68,766	0.09	20221027	UTILITY-ELECTRIC POWER
Southern Copper	2	SCCO	46.41	6.46	0.38	0.36	6	-0.08	-0.06	1	0.40	0.25	0.16	0.00	0.58	35,879	0.37	20221026	MINING-NON FERROUS
Southwest Air	3	LUV	33.12	0.00	-0.46	-0.65	10	-0.38	-0.91	6	0.43	0.27	1.09	-0.30	-0.44	19,652	0.13	20221027	TRANSPORTATION-AIRLINE
Southwestrn Ene	1	SWN	6.94	0.00	-1.37	-1.37	13	-0.52	-1.26	6	-0.77	-0.77	0.41	-0.30	-2.06	7,733	0.12	20221027	OIL & GAS-U S EXPLOR & PROD
Spirit Airlines	3	SAVE	19.80	0.00	-0.57	-0.60	10	-0.08	-0.95	5	-1.84	-0.12	0.05	0.00	-0.44	2,155	0.75	20221026	TRANSPORTATION-AIRLINE
Spotify Tech Sa	8	SPOT	88.75	0.00	0.38	0.38	6	-0.38	-0.52	2	0.67	0.12	0.60	-0.30	0.00	17,053	0.16	20221025	TECHNOLOGY SERVICES
Sps Commerce	8	SPSC	121.08	0.00	1.34	1.37	2	-0.53	1.49	4	1.03	-0.56	-1.89	-0.45	1.91	4,361	1.21	20221027	BUSINESS SERVICES
Ss&C Technologs	8	SSNC	48.41	1.65	0.34	0.29	6	1.74	0.04	1	-0.31	1.40	1.41	1.82	0.53	12,346	0.35	20221027	COMPUTER-SOFTWARE
St Joe Co	11	JOE	32.88	1.22	-0.69	-0.60	10	1.52	-1.12	7	-1.44	-0.40	-0.92	0.48	-0.75	1,937	2.94	20221026	REAL ESTATE DEVELOPMENT
Stag Industrial	11	STAG	28.19	5.18	0.38	0.39	6	-0.40	-0.35	4	0.62	-0.63	-0.50	-1.44	0.06	5,052	0.59	20221027	REIT-EQTY TRUST - OTHER
Stanley B&D Inc	3	SWK	74.09	4.32	0.50	0.31	6	-0.38	-0.52	2	0.88	0.52	1.31	-0.30	0.00	10,952	0.18	20221027	MACHINE-TOOLS & REL PROD

Date: 10-19-2022

Alphabetical listing of ALL Companies

SECTOR CODES: 1-Energy, 2-Materials, 3-Industrials, 4-Consumer Discretionary, 5-Consumer Staples, 6-Healthcare

SECTOR CODES: 7-Financials, 8-Information Technology, 9-Communication Services, 10-Utilities, 11-Real Estate

COMPANY	SECTOR	TICKER	PRICE	YIELD	IPSCORE	XSEC IPSCORE	ABSOLUTE-SCALE METRICS			RELATIVE-SCALE METRICS					MKT CAP	DAYS2TR	EPS REPORT DATE	INDUSTRY GROUP	
							ABS DCOORD	TECH OUTLK	FUNDA OUTLK	REL DCOORD	rPSCORE	VTCAVG	VSCORE	TSCORE					CSCORE
Starbucks Corp	4	SBUX	87.52	2.24	-0.29	-0.65	10	-0.68	-0.70	2	0.31	0.06	0.33	-0.60	0.44	100,420	0.04	20221027	RETAIL-FOOD & RESTAURANTS
Stifel Finl	7	SF	52.46	2.29	0.13	0.36	6	1.68	-0.24	7	-1.38	0.10	-0.56	1.75	-0.47	5,568	0.71	20221026	FINANCE-INVESTMENT BKRS
Stmicroelectron	8	STM	31.82	0.64	1.59	1.49	1	1.74	1.56	3	1.30	0.99	-0.30	1.82	1.91	28,903	0.17	20221027	SEMI-GENERAL
Stride Inc	4	LRN	46.48	0.00	0.82	0.40	6	-0.23	0.04	4	1.42	0.19	-0.90	-0.15	1.62	1,988	1.11	20221025	SCHOOLS
Sun Cmnty Inc	11	SUI	121.30	2.90	0.37	0.36	6	1.52	-0.38	3	0.29	0.13	-0.15	0.48	0.06	14,959	0.22	20221024	REIT-EQTY TRUST - RESID
Sunnova Egy Int	10	NOVA	15.90	0.00	-2.18	-1.81	15	1.01	-0.80	8	1.27	-0.95	-0.89	-0.47	-1.53	1,823	0.48	20221026	SOLAR
Suzano Sa	2	SUZ	9.27	1.30	0.13	0.02	7	0.08	1.56	1	0.87	0.78	0.08	0.15	2.11	12,619	1.55	20221027	PAPER & PAPER PRODUCTS
Synchrony Fin	7	SYF	31.59	2.91	-0.81	-0.65	10	-0.07	-0.73	5	-1.38	-0.19	0.41	0.00	-0.93	15,219	0.13	20221025	FINANCE-MISC SERVICES
T Rowe Price	7	TROW	101.15	4.75	0.22	0.31	6	-0.36	-0.49	8	0.38	-0.27	-0.06	-0.29	-0.47	22,829	0.15	20221027	FINANCE-INVESTMENT MGMT
T-Mobile Us Inc	9	TMUS	135.74	0.00	-0.36	-0.32	9	-0.51	-0.38	4	0.73	-0.77	-0.71	-1.01	0.00	170,224	0.04	20221027	WIRELESS NATIONAL
Taylor Morrison	4	TMHC	24.05	0.00	-0.26	-0.65	10	-0.38	-0.87	2	0.96	0.27	1.11	-0.30	0.00	2,734	0.83	20221026	BLDG-RESIDENT/COMMRL
Technipfmc Plc	1	FTI	9.93	0.00	0.84	1.10	3	-0.22	1.13	3	1.01	0.01	-0.47	0.00	0.50	4,490	0.31	20221026	OIL & GAS-FIELD SERVICES
Teladoc Inc	6	TDOC	24.25	0.00	0.92	0.98	3	-0.08	0.71	1	-0.45	0.46	0.47	0.00	0.91	3,909	0.22	20221026	MEDICAL SERVICES
Teledyne Tech	8	TDY	348.51	0.00	-0.68	-0.65	10	-0.08	-0.77	5	-2.11	-0.02	0.18	0.00	-0.46	16,333	0.25	20221026	AEROSPACE/DEFENSE EQUIP
Teleflex Inc	6	TFX	197.90	0.69	-0.78	-0.65	10	-0.08	-0.84	5	-2.49	-0.05	0.24	0.00	-0.40	9,283	0.32	20221027	MEDICAL INSTRUMENTS
Tenable Holdngs	8	TENB	32.51	0.00	1.59	1.59	1	1.74	1.94	3	1.30	0.91	-0.67	1.82	2.24	3,630	0.78	20221025	INTERNET SOFTWARE
Teradyne Inc	8	TER	73.18	0.60	0.39	0.36	6	1.74	-0.49	3	0.76	0.66	-0.17	1.82	0.00	11,473	0.19	20221025	ELEC TEST EQUIPMENT
Terex Corp	3	TEX	33.34	1.56	1.60	1.47	1	-0.08	1.49	1	-0.63	0.89	0.65	0.00	1.82	2,260	1.48	20221027	MACHINERY-CONST/MINING
Texas Instrs	8	TXN	152.65	3.01	1.49	1.47	1	-0.08	1.45	1	-1.03	0.41	0.06	0.00	1.91	139,477	0.03	20221025	SEMI-GENERAL
Texas Roadhouse	4	TXRH	95.91	1.92	1.61	1.10	3	-0.23	1.06	4	1.42	0.49	-0.97	-0.15	2.58	6,538	0.28	20221027	RETAIL-FOOD & RESTAURANTS
Textron Inc	3	TXT	61.84	0.13	-0.55	-0.65	10	1.75	-0.77	5	-1.46	0.32	0.15	1.82	-0.44	13,081	0.29	20221027	AEROSPACE/DEFENSE
Tfi Intl Inc	3	TFII	95.58	1.13	0.74	0.62	5	-0.53	0.68	2	0.88	0.61	0.85	-0.46	1.00	8,332	1.21	20221027	TRANSPORTATION-SVCS
Thermo Fisher	6	TMO	505.61	0.24	0.96	1.10	3	1.73	1.03	3	0.62	0.99	-0.14	1.80	1.31	198,092	0.04	20221026	MEDICAL INSTRUMENTS
Timken Co	3	TKR	66.29	1.87	1.20	1.10	3	-0.23	1.10	2	0.88	0.69	0.31	-0.15	1.76	4,869	0.60	20221026	METAL PROC & FABRICATION
Tradeweb Markts	7	TW	53.35	0.60	-0.83	-0.60	10	1.39	-0.73	7	-1.73	-0.73	-2.16	1.46	-0.93	11,082	0.49	20221027	FINANCE-INVESTMENT BKRS
Transunion	3	TRU	55.95	0.75	-0.55	-0.65	10	1.44	-1.30	5	-1.46	0.60	1.21	1.52	-0.82	10,770	0.31	20221025	BUSINESS INFORMATION SERVICES
Travel+Leisure	4	TNL	38.97	4.11	-0.34	-0.65	10	1.43	-0.77	1	-0.80	0.76	0.78	1.50	0.00	3,267	0.60	20221027	LEISURE & RECREATION SVCS
Travere Therpts	6	TVTX	22.45	0.00	-1.15	-1.08	12	0.98	-0.45	3	0.04	0.10	-0.76	1.05	0.00	1,426	1.09	20221027	MEDICAL-BIOMED/GENETICS
Tri Pointe Grp	4	TPH	14.94	0.00	0.72	0.31	6	-0.08	-0.49	1	-0.80	0.67	1.50	0.00	0.52	1,518	1.64	20221027	BLDG-RESIDENT/COMMRL
Trinet Group	3	TNET	74.71	0.00	1.13	0.98	3	-0.08	1.06	1	-0.63	0.69	0.47	0.00	1.44	4,641	1.80	20221025	OUTSOURCING
Trinity Inds In	3	TRN	23.40	3.93	0.43	0.36	6	-0.08	-0.35	1	-0.63	0.28	0.64	0.00	0.00	1,919	1.79	20221025	TRANSPORTATION-EQP & LSNG
Triton Intl Ltd	3	TRTN	58.16	4.47	1.16	1.01	3	1.44	1.10	1	-0.03	1.50	1.52	1.52	1.44	3,607	0.69	20221025	TRANSPORTATION-EQP & LSNG
Tronox Holdings	2	TROX	12.67	3.95	-0.75	-0.65	10	-0.38	-0.91	8	-0.16	-0.34	-0.22	-0.30	-0.51	1,957	1.36	20221026	CHEMICALS-DIVERSIFIED
Twitter Inc	9	TWTR	51.83	0.00	0.42	0.40	6	-0.65	-0.52	4	0.73	-0.76	-0.55	-1.16	0.00	39,663	0.02	20221025	INTERNET SOFTWARE
Tyler Tech Inc	8	TYL	336.37	0.00	0.36	0.26	6	-0.08	0.04	3	0.13	-0.09	-0.49	0.00	0.53	13,987	0.33	20221026	BUSINESS SOFTWARE SVCS/BPO
Ubs Group Ag	7	UBS	14.75	1.10	0.15	0.36	6	1.68	-0.42	5	-0.96	0.42	0.31	1.75	-0.47	51,330	0.53	20221025	BANKS-FOREIGN
Udr Inc	11	UDR	38.86	3.91	1.15	1.10	3	1.52	1.06	3	1.37	0.62	-0.42	0.48	1.81	12,627	0.23	20221026	REIT-EQTY TRUST - RESID

Date: 10-19-2022

Alphabetical listing of ALL Companies

SECTOR CODES: 1-Energy, 2-Materials, 3-Industrials, 4-Consumer Discretionary, 5-Consumer Staples, 6-Healthcare

SECTOR CODES: 7-Financials, 8-Information Technology, 9-Communication Services, 10-Utilities, 11-Real Estate

COMPANY	SECTOR	TICKER	PRICE	YIELD	IPSCORE	XSEC IPSCORE	ABSOLUTE-SCALE METRICS			RELATIVE-SCALE METRICS					MKT CAP	DAYS2TR	EPS REPORT DATE	INDUSTRY GROUP	
							ABS DCOORD	TECH OUTLK	FUNDA OUTLK	REL DCOORD	rPSCORE	VTCAVG	VSCORE	TSCORE					CSCORE
Umb Finl Corp	7	UMBF	90.33	1.64	0.91	1.08	3	-0.07	1.10	3	-0.11	0.02	-1.02	0.00	1.07	4,364	1.75	20221025	BANKS-MIDWEST
Uniqure Bv	6	QURE	18.57	0.00	1.19	1.35	2	1.28	1.56	3	0.62	0.78	-0.66	1.35	1.66	868	2.32	20221024	MEDICAL-BIOMED/GENETICS
Univl Hlth Svcs	6	UHS	95.05	0.84	-0.78	-0.65	10	-0.08	-0.80	5	-2.49	0.03	0.48	0.00	-0.40	6,936	0.44	20221025	MEDICAL-HOSPITALS
Upwork Inc	3	UPWK	12.44	0.00	-0.44	-0.57	10	-0.38	-0.91	8	0.80	-0.41	-0.73	-0.30	-0.06	1,624	1.38	20221026	INTERNET SERVICES
Us Silica Holdi	1	SLCA	12.66	0.00	1.28	1.47	1	-0.07	1.56	3	1.34	0.24	-0.42	0.15	0.92	957	2.47	20221028	MINING-MISC
Utd Bankshares	7	UBSI	38.87	3.70	1.47	1.61	1	-0.22	1.91	4	1.51	0.39	-0.62	-0.15	1.80	5,232	1.04	20221025	BANKS-SOUTHEAST
Utd Microelectr	8	UMC	5.87	0.00	-0.66	-0.65	10	1.44	-0.84	5	-1.57	0.77	0.43	1.52	-0.07	14,585	0.40	20221026	ELEC-SEMICONDUCTORS
Utd Parcel Srvc	3	UPS	165.79	3.67	0.43	0.31	6	-0.08	-0.38	1	-0.63	0.25	0.56	0.00	0.00	144,016	0.05	20221025	TRANSPORT-AIR FREIGHT
Utd Rentals Inc	3	URI	286.85	0.00	1.13	0.98	3	-0.08	1.10	1	-0.63	0.58	0.22	0.00	1.44	20,075	0.12	20221026	BLDG & CONST PROD-MISC
Utd States Stl	2	X	19.54	1.02	-0.86	-0.65	10	-0.08	-0.91	7	-2.62	-0.27	-0.30	0.00	-0.51	4,635	0.11	20221027	STEEL-PRODUCERS
V F Corp	4	VFC	28.45	7.03	-0.34	-0.65	10	1.43	-0.91	1	-0.80	0.96	1.39	1.50	0.00	11,053	0.14	20221026	TEXTILE-APPAREL MFG
Vale Sa	2	VALE	13.45	5.81	-2.41	-2.10	16	-1.43	-0.91	8	-0.16	-0.64	-0.04	-1.36	-0.51	61,752	0.04	20221027	MINING-IRON
Valero Energy	1	VLO	123.96	3.16	1.27	1.61	1	-0.22	1.56	3	1.01	0.11	-0.69	0.00	0.92	48,837	0.05	20221025	OIL REFINING & MARKETING
Valley Natl Bcp	7	VLY	11.57	3.80	0.91	1.08	3	-0.07	1.10	3	-0.11	0.27	-0.31	0.00	1.07	5,858	0.97	20221027	BANKS-NORTHEAST
Valmont Inds	3	VMI	292.51	0.75	1.71	1.58	1	-0.23	1.49	4	1.56	0.32	-0.58	-0.15	1.82	6,245	0.67	20221026	STEEL-PIPE & TUBES
Verisign Inc	8	VRSN	182.10	0.00	1.10	1.01	3	1.44	1.03	3	0.76	0.52	-0.98	1.52	1.51	19,536	0.21	20221027	INTERNET SOFTWARE/SVCS
Veritex Hldgs	7	VBTX	28.52	2.81	-0.75	-0.57	10	-0.36	-0.80	8	-0.18	-0.52	-0.28	-0.29	-0.93	1,539	2.84	20221025	BANKS-SOUTHEAST
Vertex Pharm	6	VRTX	292.02	0.00	0.96	1.01	3	1.58	1.06	3	0.62	0.91	-0.24	1.65	1.31	74,891	0.07	20221027	MEDICAL-BIOMED/GENETICS
Vici Properties	11	VICI	29.40	5.31	-0.08	-0.12	8	0.56	1.03	4	1.12	-0.27	-2.13	-0.48	1.81	28,315	0.14	20221027	REIT-EQTY TRUST - OTHER
Vicor Corp	3	VICR	48.50	0.00	-0.55	-0.65	10	1.44	-1.16	5	-1.46	0.18	0.27	1.52	-0.82	2,133	2.68	20221025	ELEC-MISC COMPONENTS
Virtus Investmt	7	VRTS	151.38	3.96	0.17	0.31	6	-0.36	-0.49	6	-0.60	-0.05	0.55	-0.29	-0.47	1,101	2.71	20221026	FINANCE-INVESTMENT MGMT
Visa Inc-A	8	V	186.41	0.80	0.31	0.31	6	-0.08	-0.28	7	-1.12	-0.25	-0.42	0.00	-0.39	352,392	0.02	20221025	FINANCIAL TRANSACTION SERVICES
Visteon Corp	4	VC	120.68	0.00	1.08	0.62	5	-0.53	1.10	4	1.42	0.43	-0.48	-0.45	2.21	3,394	0.57	20221027	AUTO/TRUCK-ORIGINAL EQP
Volkswagn-.1Adr	4	VWAGY	16.36	3.22	0.74	0.36	6	-0.08	0.04	3	-0.25	0.20	-0.52	0.00	1.11	N/A	2.41	20221027	AUTO MFRS-FOREIGN
Washington Reit	11	WRE	17.57	3.87	0.41	0.36	6	-0.08	0.15	4	1.12	-0.45	-0.79	-1.12	0.56	1,536	2.54	20221027	REIT-EQTY TRUST - OTHER
Waste Mgmt-New	3	WM	161.50	1.61	1.42	1.35	2	1.29	1.49	3	0.43	0.65	-0.59	1.37	1.82	66,754	0.09	20221026	WASTE REMOVAL SVCS
West Pharm Svc	6	WST	243.64	0.30	0.26	0.36	6	1.43	-0.38	3	0.62	0.41	-0.27	1.50	0.00	18,041	0.18	20221027	MEDICAL/DENTAL-SUPPLIES
Western Digital	8	WDC	33.36	0.00	1.55	1.49	1	1.44	1.98	1	0.40	1.67	1.53	1.52	2.24	10,593	0.13	20221027	COMPUTER-STORAGE DEVICES
Wex Inc	8	WEX	138.84	0.00	0.31	0.31	6	-0.08	-0.35	1	-1.03	0.39	0.98	0.00	0.00	6,133	0.41	20221027	FINANCIAL TRANSACTION SERVICES
Weyerhaeuser Co	11	WY	29.05	2.48	0.32	0.31	6	1.52	-0.42	1	-0.78	0.25	0.21	0.48	0.06	21,506	0.18	20221027	BLDG PROD-WOOD
Wingstop Inc	4	WING	123.07	0.62	1.08	0.65	5	-0.53	1.06	4	1.42	0.36	-1.06	-0.45	2.58	3,682	0.26	20221026	RETAIL-FOOD & RESTAURANTS
Wolfspeed Inc	8	WOLF	103.80	0.00	1.34	1.37	2	-0.53	1.56	4	1.03	-0.87	-2.68	-0.45	1.91	12,892	0.10	20221026	SEMI-DISCRETES
World Fuel Svcs	1	INT	26.43	2.12	0.84	1.10	3	-0.22	1.10	3	1.01	-0.28	-1.13	0.00	0.50	1,636	2.34	20221027	OIL REFINING & MARKETING
Wsfs Finl Corp	7	WSFS	49.78	1.21	1.45	1.61	1	-0.66	1.56	4	1.16	0.21	-0.46	-0.58	1.47	3,152	1.65	20221024	FINANCE-SAVINGS & LOAN
Wyndham Hot&Res	4	WH	69.68	1.84	-1.93	-2.05	16	0.08	-0.80	3	-0.99	-0.42	-1.40	0.15	0.00	6,294	0.37	20221025	HOTELS & MOTELS
Xcel Energy Inc	10	XEL	61.10	3.19	-1.08	-0.60	10	1.48	-1.12	5	-1.00	-0.04	1.06	0.00	-2.30	33,421	0.11	20221027	UTILITY-ELECTRIC POWER
Xerox Holdings	8	XRX	15.28	6.54	-0.66	-0.65	10	-0.08	-1.23	5	-1.57	0.50	1.67	0.00	-0.86	2,377	0.99	20221025	OFFICE SUPPLIES & FORMS

Date: 10-19-2022

Alphabetical listing of ALL Companies

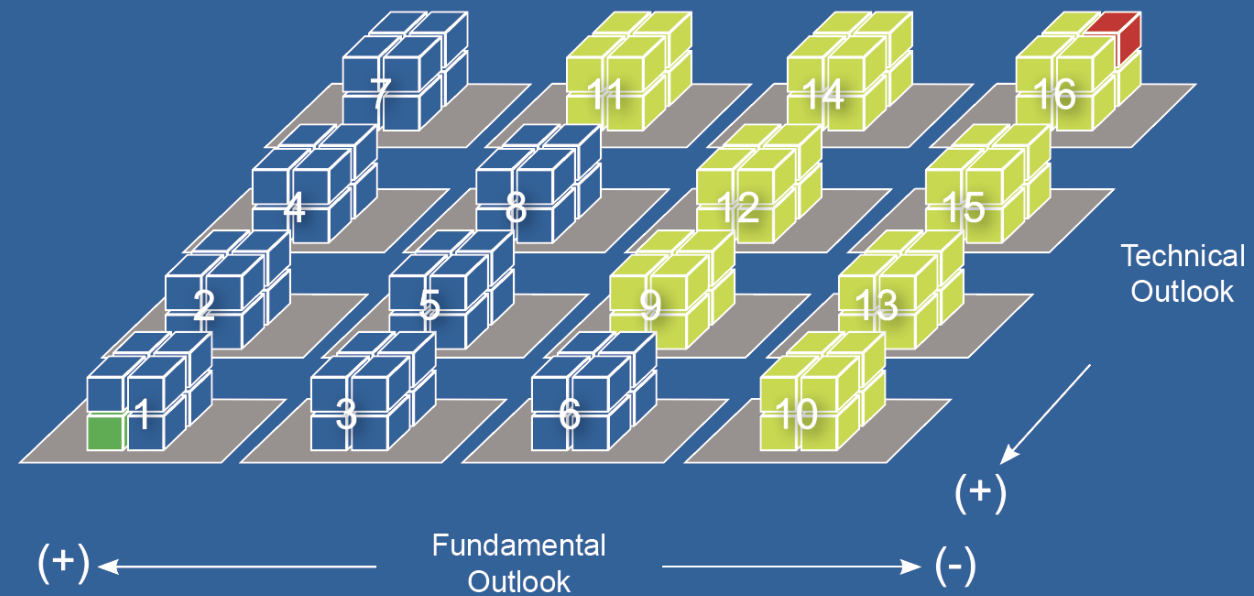
SECTOR CODES: 1-Energy, 2-Materials, 3-Industrials, 4-Consumer Discretionary, 5-Consumer Staples, 6-Healthcare

SECTOR CODES: 7-Financials, 8-Information Technology, 9-Communication Services, 10-Utilities, 11-Real Estate

COMPANY	SECTOR	TICKER	PRICE	YIELD	IPSCORE	XSEC iPSCORE	ABSOLUTE-SCALE METRICS			RELATIVE-SCALE METRICS						MKT CAP	DAYS2TR	EPS REPORT DATE	INDUSTRY GROUP
							ABS DCOORD	TECH OUTLK	FUNDA OUTLK	REL DCOORD	rPSCORE	VTCAVG	VSCORE	TSCORE	CSCORE				
Zendesk Inc	8	ZEN	76.73	0.00	-2.06	-2.10	16	0.08	-0.80	7	-1.12	-0.17	-0.36	0.15	-0.46	9,474	0.17	20221027	INTERNET SOFTWARE
Zions Bancorp	7	ZION	49.22	3.33	1.45	1.61	1	-0.36	1.49	4	1.16	0.27	-0.52	-0.29	1.47	7,406	0.37	20221024	BANKS-WEST
Zurn Water Sol	3	ZWS	24.62	1.14	0.45	0.31	6	1.44	-0.49	3	-0.18	0.08	-0.57	1.52	0.00	4,376	1.13	20221025	MACHINERY-ELECTRICAL

iPScore	Composite multi-factor score based on integrated relative-scale and absolute-scale metrics. Positive (+) or negative (-) number indicates standard deviation units above or below peer group average.
Behavioral Preference	Behavioral preference factor for stock based on investor behavior pattern recognition. Positive (+) or negative (-) number indicates expected favor or disfavor towards stock expressed in standard deviation units.oup average.
ABS DCOORD	Absolute-scale dimensional coordinate (1-16) based on combined measures of fundamental outlook and technical outlook. for each stock. (1 = most attractive, 16 = least attractive)
TECH OUTLK	Technical outlook for stock based on proprietary price oscillator and money flow factors. Positive (+) or negative (-) number indicates standard deviation units above or below peer group average.
FUNDA OUTLK	Fundamental outlook for stock based on proprietary measure of earnings expectations. Positive (+) or negative (-) number indicates standard deviation units above or below peer group average.
REL DCOORD	Relative-scale dimensional coordinate (1-8) based on 3-dimensional positioning of stock indicated by valuation, technical and catalytic scores. Also used to determine qualitative characterizations of stocks
rPScore	Composite multi-factor score based on relative-scale valuation, technical and catalytic scores. Positive (+) or negative (-) number indicates standard deviation units above or below peer group median.
VTCAVG	Sector-specific, optimally-weighted average of relative-scale valuation, technical and catalytic scores. Positive (+) or negative (-) number indicates standard deviation units above or below peer group median.
VSCORE	Sector-specific composite score based on optimal combination of various VALUATION factors. Positive (+) or negative (-) number indicates standard deviation units above or below peer group median.
TSCORE	Composite multi-factor score based on optimal combination of various TECHNICAL factors. Positive (+) or negative (-) number indicates standard deviation units above or below peer group median.
CSCORE	Composite multi-factor score based on optimal combination of various CATALYTIC factors. Positive (+) or negative (-) number indicates standard deviation units above or below peer group median.
DAYS2TR	Days-to-Trade - A standardized liquidity measure indicating the number of trading days required to trade a \$25 million position at the average daily trading volume for the stock.

Qubit Multi-factor Model



■ Most Attractive Stocks

On an Absolute Scale:

- Positive **Technical Outlook**
- Positive **Fundamental Outlook**

Relative to Peer Group Stocks:

- Favorable **Valuation** Properties
 - Favorable **Technical** Properties
 - Favorable **Catalytic** Properties
- (Favorable = More Positive or Less Negative)

■ Least Attractive Stocks

On an Absolute Scale:

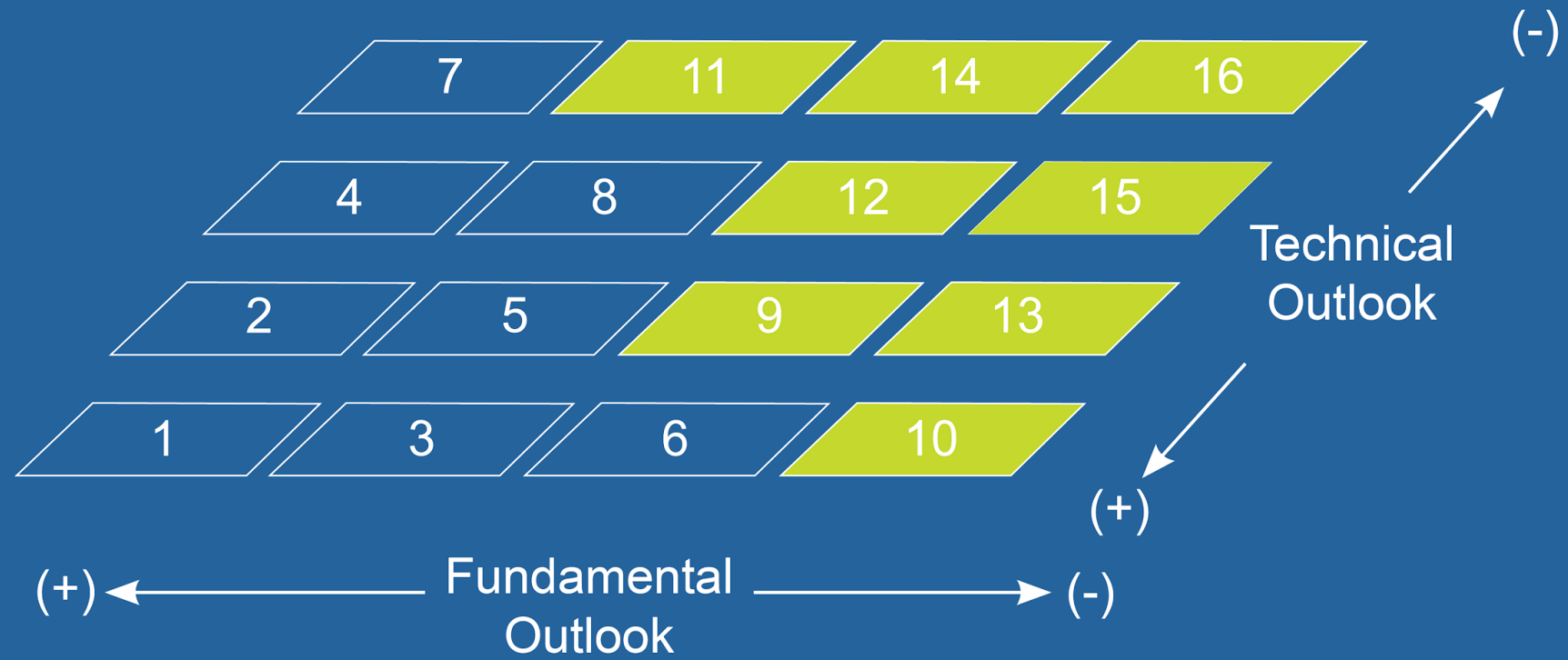
- Negative **Technical Outlook**
- Negative **Fundamental Outlook**

Relative to Peer Group Stocks:

- Unfavorable **Valuation** Properties
 - Unfavorable **Technical** Properties
 - Unfavorable **Catalytic** Properties
- (Unfavorable = Less Positive or More Negative)

Absolute-scale Dimensional Coordinates based on combination of Fundamental & Technical Outlook

Price & Earnings Momentum (P&EM) Model
(ABSOLUTE Dimensional Coordinates 1-16)

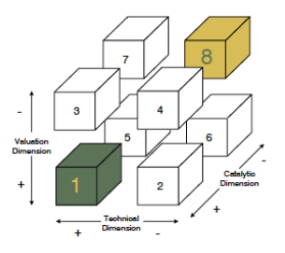
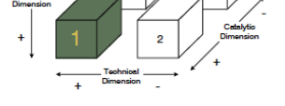
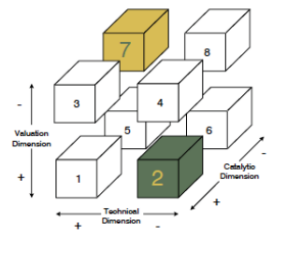
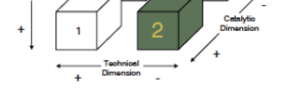
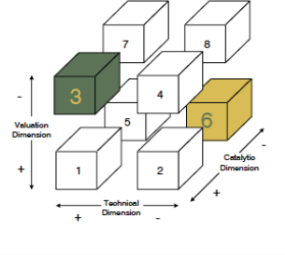
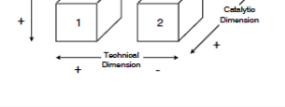
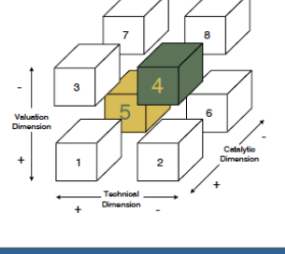
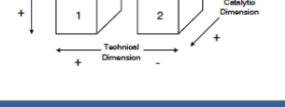


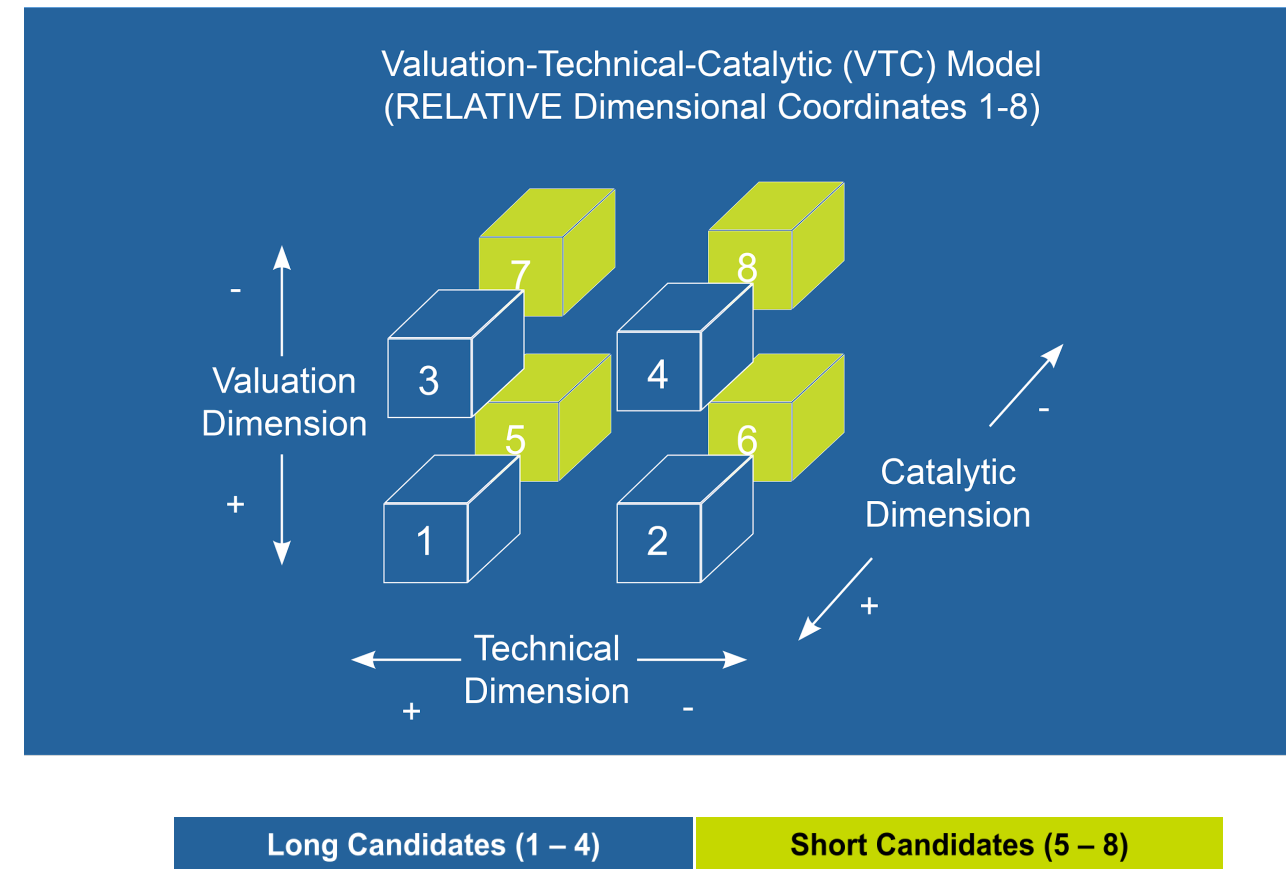
Proprietary Measures of Fundamental & Technical Outlook
determine "Expected" Price & Earnings Momentum

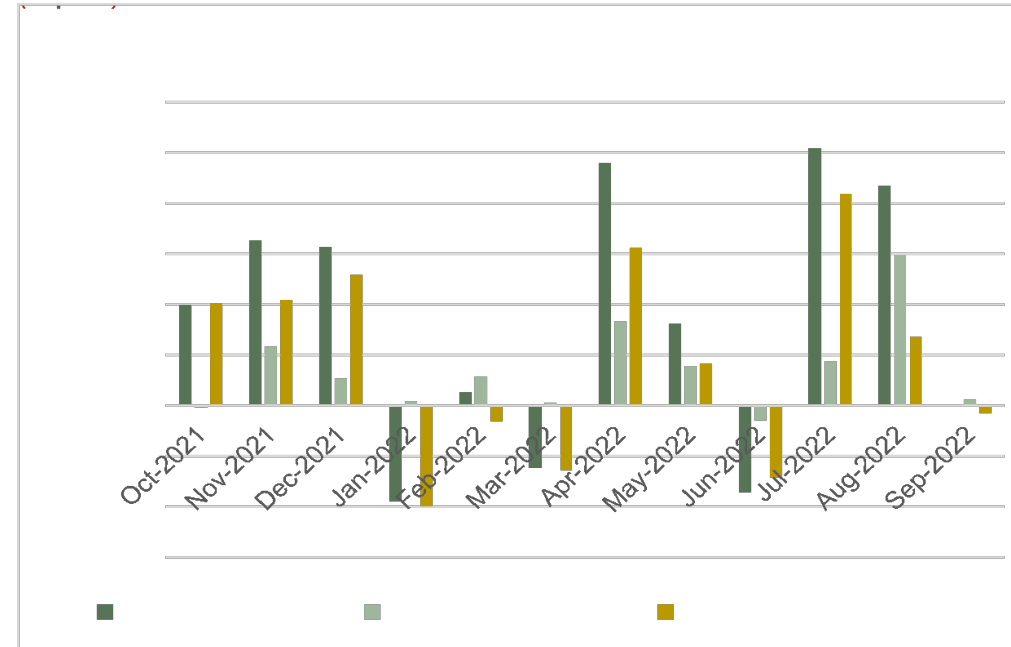
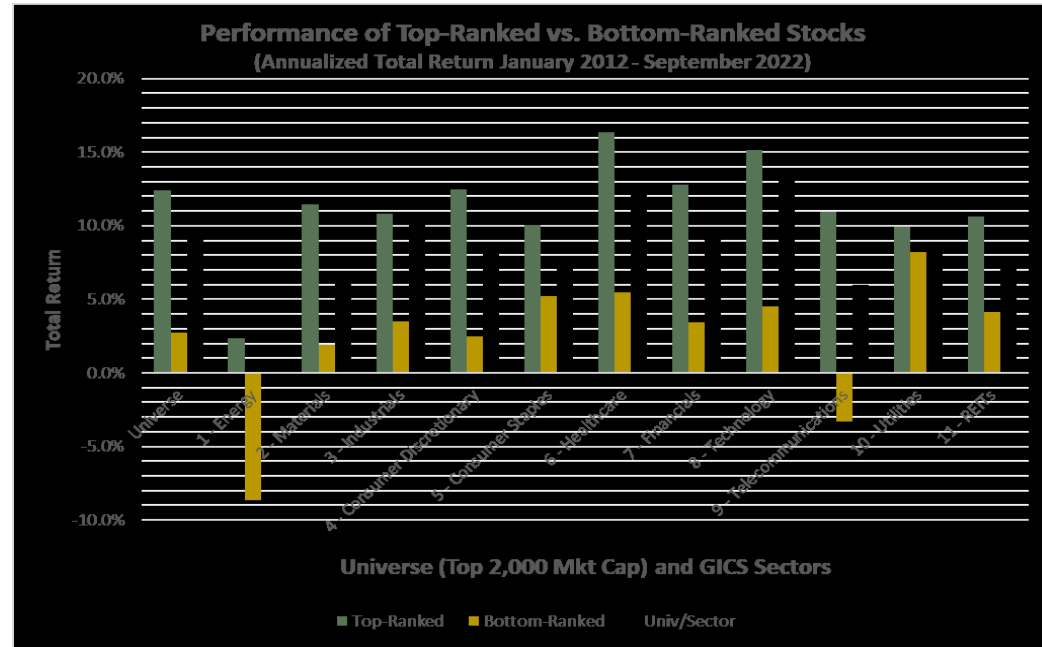
Long Candidates (1 – 8)

Short Candidates (9 – 16)

Characterizations based on Relative-Scale Dimensional Coordinates

1	Cheap with Positive Catalytic and Positive Technical properties = "Ideal Overweight"	
8	Expensive with Negative Catalytic and Negative Technical properties = "Ideal Underweight"	
2	Cheap with Positive Catalytic properties, but has Negative Technical properties = "Early/Late Value Stock" (has Timing Risk)	
7	Expensive with Negative Catalytic properties, but has Positive Technical properties = "Momentum Stock"	
3	Expensive but has Positive Catalytic and Positive Technical properties = "Timely Growth Stock"	
6	Cheap but has Negative Catalytic and Negative Technical properties = "Value Trap Stock"	
4	Expensive with Positive Catalytic properties but has Negative Technical properties = "Early/Late Growth Stock" (has Timing Risk)	
5	Cheap with Negative Catalytic properties but has Positive Technical properties = "Mean Reversion Stock"	





Performance of INTEGRATED iPSCORE (6 Fractiles) for GICS Sectors

GICS SECTORS: 1-Energy, 2-Materials, 3-Industrials, 4-Consumer Discretionary, 5-Consumer Staples, 6-Healthcare, 7-Financials, 8-Technology, 9-Telecomm, 10-Utilities, 11-REITs												
1	2	3	4	5	6	7	8	9	10	11	Universe	
2.3%	11.5%	10.8%	12.5%	10.0%	16.4%	12.8%	15.2%	10.9%	9.9%	10.6%	12.4%	1
-1.0%	7.3%	8.9%	8.8%	7.3%	15.4%	9.6%	20.0%	8.1%	7.9%	6.1%	11.8%	2
2.2%	7.2%	9.8%	10.4%	1.3%	14.9%	9.2%	16.8%	6.1%	7.7%	7.1%	9.3%	3
-2.5%	2.0%	8.6%	6.0%	4.4%	6.7%	10.1%	9.9%	6.2%	9.9%	8.3%	6.5%	4
2.3%	6.6%	8.9%	7.3%	8.4%	5.5%	8.5%	10.9%	-1.5%	10.0%	3.8%	8.0%	5
-8.7%	1.9%	3.5%	2.5%	5.2%	5.5%	3.4%	4.5%	-3.3%	8.2%	4.1%	2.8%	6
1.0%	6.3%	10.4%	8.5%	7.5%	12.1%	9.8%	13.7%	6.0%	8.6%	7.3%	9.2%	
Annualized Returns (%) Jan 2012 through Sep 2022												

Six (6) fractiles formed from scoring range of 6 equal intervals. Top-ranked scores (fractile 1) to bottom-ranked scores (fractile 6).

NOTE: The Investment Universe for all performance analysis includes US common equities traded on the NYSE or Nasdaq OTC that were among the top 2,000 names by market capitalization for each time period during the time series from January 2012 through September 2022.

1-Month Relative Performance over Last 12 Months												
UNIVERSE	Oct-2021	Nov-2021	Dec-2021	Jan-2022	Feb-2022	Mar-2022	Apr-2022	May-2022	Jun-2022	Jul-2022	Aug-2022	Sep-2022
Top vs. Bottom	2.00%	3.27%	3.14%	(1.90%)	0.27%	(1.23%)	4.81%	1.62%	(1.72%)	5.09%	4.35%	(0.02%)
Top vs. Universe	(0.03%)	1.18%	0.55%	0.09%	0.58%	0.06%	1.68%	0.79%	(0.30%)	0.89%	2.98%	0.12%
Universe vs. Bottom	2.03%	2.09%	2.59%	(1.99%)	(0.30%)	(1.29%)	3.13%	0.83%	(1.42%)	4.20%	1.37%	(0.14%)

1-Month Total Return over Last 12 Months												
UNIVERSE	Oct-2021	Nov-2021	Dec-2021	Jan-2022	Feb-2022	Mar-2022	Apr-2022	May-2022	Jun-2022	Jul-2022	Aug-2022	Sep-2022
Fractile 1 (Top)	4.28%	(3.03%)	4.02%	(6.20%)	0.12%	1.12%	(6.47%)	1.31%	(8.97%)	9.42%	0.30%	(9.66%)
Fractile 2	6.28%	(2.97%)	3.76%	(5.91%)	(1.14%)	1.19%	(6.67%)	1.03%	(9.40%)	7.89%	0.98%	(10.19%)
Fractile 3	3.16%	(4.79%)	4.41%	(5.56%)	(0.43%)	0.51%	(7.90%)	(0.02%)	(8.62%)	9.18%	(2.65%)	(10.03%)
Fractile 4	3.27%	(6.26%)	2.20%	(8.16%)	(1.35%)	0.50%	(9.36%)	0.15%	(8.67%)	8.88%	(2.83%)	(10.22%)
Fractile 5	5.22%	(5.02%)	3.06%	(10.00%)	(0.54%)	1.89%	(7.83%)	(0.66%)	(8.61%)	5.51%	(4.38%)	(5.90%)
Fractile 6 (Bottom)	2.28%	(6.30%)	0.88%	(4.30%)	(0.15%)	2.35%	(11.28%)	(0.31%)	(7.25%)	4.33%	(4.05%)	(9.64%)
Universe	4.31%	(4.21%)	3.47%	(6.29%)	(0.46%)	1.06%	(8.15%)	0.53%	(8.67%)	8.53%	(2.68%)	(9.79%)

DISCLOSURES AND DEFINITIONS

Qubit Research, LLC and its employees, officers, and members may participate in transactions involving the securities referred to herein (or options or other instruments related thereto), including in transactions which may be contrary to any recommendations contained herein. This publication does not constitute an offer to sell or solicitation to buy of any transaction in any securities referred to herein. Any recommendation contained herein may not be suitable for all investors. Although the information contained in the subject report (not including disclosures contained herein) has been obtained from sources we believe to be reliable, the accuracy and completeness of such information and the opinions expressed herein cannot be guaranteed. This publication and any recommendation contained herein speak only as of the date hereof and are subject to change without notice. Qubit Research, LLC and its employees shall have no obligation to update or amend any information or opinion contained herein. This publication is being furnished to you for informational purposes only and on the condition that it will not form the sole basis for any investment decision. Each investor must make their own determination of the appropriateness of an investment in any securities referred to herein based on the tax, or other considerations applicable to such investor and its own investment strategy. By virtue of this publication, neither Qubit Research, LLC nor any of its employees shall be responsible for any investment decision. This report may not be reproduced, distributed, or published without the prior consent of Qubit Research, LLC All rights reserved by Qubit Research, LLC This report may discuss numerous securities, some of which may not be qualified for sale in certain states and may therefore not be offered to investors in such states. This document should not be construed as providing investment services. Investing in non-U.S. securities including ADRs involves significant risks such as fluctuation of exchange rates that may have adverse effects on the value or price of income derived from the security. Securities of some foreign companies may be less liquid and prices more volatile than securities of U.S. companies. Securities of non-U.S. issuers may not be registered with or subject to Securities and Exchange Commission reporting requirements; therefore, information regarding such issuers may be limited.

Research Analyst Compensation: Analyst compensation is based on: (1) the analyst's productivity, including the quality of the analyst's research and the analyst's contribution to the growth and development of our overall research effort; (2) ratings and direct feedback from our investing clients, our sales force and from independent rating services. Qubit Research, LLC's Compliance and Research Departments are responsible for establishing these compensation guidelines and for reviewing and approving senior analyst compensation. Analyst contribution to our investment banking business is not a factor in determining analyst compensation and compensation is not, directly or indirectly, related to the specific recommendations or views expressed in the report.

Research Analyst Certification: The senior research analyst(s) certifies that the views expressed in this research report and/or financial model accurately reflect such senior analyst's personal views about the subject securities or issuers and that no part of his or her compensation was, is, or will be directly or indirectly related to the specific recommendations or views contained in the research report. Brian Hannon, from time to time, may have long or short positions in, and buy or sell, the securities, or derivatives (including options) thereof, of companies mentioned herein. This is not a complete analysis of every material fact regarding any company, industry or security. The opinions expressed here reflect our judgment at this date and are subject to change. The information has been obtained from sources we consider to be reliable, but we cannot guarantee the accuracy. The Dow Jones Industrial Average, S&P 500, S&P 400 and Russell 2000 are examples of unmanaged common stock indices used to measure and report performance of various sectors of the stock market; direct investment in indices is not available. A complete listing of all companies covered by Qubit Research, LLC, Inc. and applicable research disclosures can be obtained from the Company.