Quoin
Investment Banking

EARNINGS RELEASE PREVIEW : This supplementary Excel workbook provides our **detailed stock-by-stock analysis for 373 companies that are expected to report earnings during the Week of November 7- November 11, 2022**.

The Excel workbook includes several tabs:
1) Stocks grouped by sector and ranked from most to least attractive
2) Stocks grouped by industry within sectors and ranked from most to least attractive
3) Separate Cross-Sector Analysis where all stocks are ranked from most to least attractive independent of sector grouping
4) On-the-Radar – The top 20 most attractive names independent of sector grouping
5) Alphabetical company listing of the **373** stocks

Other workbook tabs include background information on components of Polaris along with **historical performance of the multi-factor model (see the BACKTEST tab)**.

Polaris is differentiated from other research offerings by virtue of its **proprietary content**, **customized delivery** and **performance accountability**. Please contact Qubit Research, LLC directly to discuss any details of our work or to learn how we can further customize our analysis for your interest.

Brian T. Hannon, CFA |Qubit Research, LLC
Founder, Director of Quanitative Equity Research
Timber Mill, Suite 6
Landenberg, PA 19350
Direct: 610-504-5643

Date: 11-01-2022

Stocks are grouped by SECTOR and sorted from most to least attactive based on integrated Polaris Score = iPSCORE (see "Report Headings" tab).

SECTOR CODES: 1-Energy, 2-Materials, 3-Industrials, 4-Consumer Discretionary, 5-Consumer Staples, 6-Healthcare

SECTOR CODES: 7-Financials, 8-Information Technology, 9-Communication Services, 10-Utilities, 11-Real Estate

							ABSOLUTE-SCALE METRICS			RELATIVE-SCALE METRICS								
COMPANY	SECTOR	TICKER	PRICE	YIELD	iPSCORE	Behavioral Preference Factor	ABS DCOORD	TECH OUTLK	FUNDA OUTLK	REL DCOORD	rPSCORE	VTCAVG	VSCORE	TSCORE	CSCORE	MKT CAP $millions	DAYS2TR	EPS REPORT DATE
Energy																		
Hf Sinclair Cp	1	DINO	62.04	2.58	1.60	1.52	1	-0.24	1.75	3	1.50	0.52	-0.36	0.00	1.54	13,453	0.23	20221107
Golar Lng Ltd	1	GLNG	27.31	0.00	1.59	0.28	1	1.70	2.18	1	1.37	1.34	0.75	1.94	1.77	2,956	0.77	20221108
Atlantica Sustn	1	AY	28.00	6.36	1.57	-0.01	1	-0.08	1.71	1	0.97	1.07	0.82	0.16	1.54	3,147	2.04	20221109
Gevo Inc	1	GEVO	2.29	0.00	1.52	1.76	1	-0.08	1.71	3	-0.22	-1.24	-4.37	0.16	1.54	539	1.54	20221108
Dht Holdings	1	DHT	9.11	1.76	1.18	1.40	3	-0.24	1.27	3	1.17	0.17	-0.86	0.00	1.24	1,556	1.16	20221107
Northrn Oil&Gas	1	NOG	34.56	2.89	1.18	1.40	3	-0.24	1.27	3	1.17	0.03	-1.16	0.00	1.24	2,727	0.36	20221108
Ypf Sa D Cv Adr	1	YPF	8.26	0.00	1.17	-0.22	3	-0.24	1.27	1	0.97	1.27	1.62	0.00	1.24	3,249	1.32	20221108
Excelerate Egy	1	EE	26.82	0.37	1.17	0.45	3	-0.73	1.27	2	0.97	0.95	0.79	-0.49	1.48	2,904	2.17	20221109
Intl Seaways	1	INSW	43.88	1.09	1.15	-0.52	3	-0.24	1.27	1	0.51	0.69	0.31	0.00	1.24	2,181	1.02	20221108
Archaea Energy	1	LFG	25.74	0.00	0.57	1.17	6	-0.24	0.20	3	0.77	-0.31	-1.18	0.00	0.47	3,081	0.21	20221110
Diamondback Egy	1	FANG	158.63	1.89	0.55	-0.83	6	-0.24	-0.27	1	0.51	0.41	0.93	0.00	0.00	27,513	0.07	20221107
Viper Energy	1	VNOM	33.58	9.65	0.53	-1.12	6	-0.24	-0.55	1	-0.02	0.18	0.39	0.00	0.00	5,572	1.80	20221107
Tc Energy Corp	1	TRP	43.76	6.00	0.53	-1.12	6	-0.08	-0.47	1	-0.02	0.14	0.27	0.16	0.00	44,283	0.29	20221109
Kosmos Energy	1	KOS	6.66	0.00	0.37	-0.63	7	0.73	2.22	1	0.97	1.14	0.55	0.97	1.77	3,036	0.64	20221107
Cactus Inc-A	1	WHD	51.00	0.86	0.35	-0.08	7	-1.21	1.75	2	0.51	0.73	0.35	-0.97	1.54	3,861	1.11	20221107
Diamond Offshor	1	DO	9.72	0.00	-0.27	1.88	10	-0.73	-1.22	6	-0.02	-0.01	0.97	-0.49	-0.89	985	2.41	20221107
Delek Us Hldgs	1	DK	30.50	2.62	-0.30	1.20	10	-0.24	-0.87	7	-0.55	-0.37	-0.35	0.00	-0.47	2,167	0.65	20221107
W&T Offshore	1	WTI	7.76	0.00	-0.30	1.20	10	-0.24	-1.22	7	-0.55	-0.53	-0.30	0.00	-0.89	1,111	1.03	20221108
Vermilion Egy	1	VET	23.83	1.02	-0.33	-0.90	10	1.70	-1.38	5	-1.21	0.33	1.15	1.94	-0.89	3,896	0.47	20221109
Permian Res Cp	1	PR	10.14	0.00	-0.33	-0.90	10	-0.24	-0.95	5	-1.21	0.07	0.63	0.00	-0.47	2,891	0.41	20221108
Occidental Pet	1	OXY	73.80	0.70	-0.33	-0.90	10	-0.24	-0.99	5	-1.21	0.04	0.57	0.00	-0.47	69,165	0.02	20221108
New Fortrss Egy	1	NFE	54.50	0.73	-0.33	-0.90	10	1.70	-1.22	5	-1.21	-0.08	0.22	1.94	-0.89	11,274	0.53	20221108
Maxeon Solr Tec	1	MAXN	17.28	0.00	-0.94	0.11	13	-0.57	-1.07	8	-1.54	-0.39	-0.32	-0.32	-0.47	765	2.34	20221110
Sitio Royalties	1	STR	28.49	9.97	-1.01	-1.06	14	0.73	-0.55	1	1.37	1.62	3.41	0.97	0.00	616	2.57	20221108
Ecopetrol- Adr	1	EC	10.19	14.32	-1.07	-0.91	14	-1.54	-0.39	2	-0.02	0.28	0.95	-1.30	0.00	20,949	1.52	20221108
Vertex Energy	1	VTNR	8.64	0.00	-1.10	-0.26	14	-1.54	-0.59	4	-0.55	-0.42	-0.63	-1.30	0.00	653	1.19	20221108
Clean Egy Fuels	1	CLNE	6.70	0.00	-1.55	-0.30	16	-1.21	-1.54	8	-1.81	-1.03	-1.18	-0.97	-0.89	1,493	1.21	20221108
Materials																		
Alpha Metal Rsc	2	AMR	166.59	0.94	1.50	0.06	3	1.47	1.23	3	0.37	1.08	-0.04	1.54	1.75	2,886	0.50	20221107
Sylvamo Corp	2	SLVM	48.19	0.93	0.85	0.87	6	-0.21	-0.43	2	1.09	0.02	0.19	-0.14	0.00	2,126	1.30	20221110
Amyris Inc	2	AMRS	2.94	0.00	0.85	0.87	6	-0.35	-0.59	2	1.09	-0.06	0.11	-0.28	0.00	951	1.86	20221108
Cabot Corp	2	CBT	73.29	2.02	-0.12	1.19	10	-0.21	-1.42	6	-0.79	-0.40	0.20	-0.14	-1.25	4,126	1.09	20221107
Intl Flvrs&Frag	2	IFF	95.45	3.39	-0.14	-0.83	10	1.33	-0.91	5	-1.33	0.31	0.21	1.40	-0.67	24,335	0.14	20221107
Ssr Mining Inc	2	SSRM	13.91	2.01	-0.17	-0.91	10	1.61	-1.03	7	-1.96	0.25	-0.26	1.68	-0.67	2,874	1.19	20221108
Westrock Co	2	WRK	34.05	2.94	-0.17	-0.92	10	-0.07	-1.03	5	-2.05	-0.21	0.03	0.00	-0.67	8,678	0.38	20221110
Ashland Global	2	ASH	104.79	1.28	-0.27	0.46	11	-1.05	0.72	2	1.09	0.10	0.04	-0.98	1.25	5,673	0.76	20221107

Date: 11-01-2022

Stocks are grouped by SECTOR and sorted from most to least attactive based on integrated Polaris Score = iPSCORE (see "Report Headings" tab).

SECTOR CODES: 1-Energy, 2-Materials, 3-Industrials, 4-Consumer Discretionary, 5-Consumer Staples, 6-Healthcare

SECTOR CODES: 7-Financials, 8-Information Technology, 9-Communication Services, 10-Utilities, 11-Real Estate

							ABSOLUTE-SCALE METRICS			RELATIVE-SCALE METRICS								
COMPANY	SECTOR	TICKER	PRICE	YIELD	iPSCORE	Behavioral Preference Factor	ABS DCOORD	TECH OUTLK	FUNDA OUTLK	REL DCOORD	rPSCORE	VTCAVG	VSCORE	TSCORE	CSCORE	MKT CAP $millions	DAYS2TR	EPS REPORT DATE
Southern Copper	2	SCCO	50.01	6.00	-0.95	0.22	14	-1.33	-0.08	2	1.09	-0.17	0.09	-1.26	0.67	38,662	0.29	20221109
Dupont De Nemrs	2	DD	58.70	2.25	-0.95	0.22	14	-1.33	0.08	2	1.09	-0.17	0.08	-1.26	0.67	29,403	0.15	20221108
Coeur Mining	2	CDE	3.93	0.00	-0.97	0.51	14	-1.05	-0.59	4	0.55	-0.36	-0.09	-0.98	0.00	1,104	1.30	20221109
Fortuna Silver	2	FSM	2.86	0.00	-0.97	0.51	14	-1.61	-0.11	4	0.55	-0.43	-0.42	-1.54	0.67	834	1.81	20221109
Energy Fuels	2	UUUU	7.01	0.00	-0.97	0.51	14	-1.33	-0.43	4	0.55	-0.44	-0.07	-1.26	0.00	1,105	1.73	20221107
Gerdau Sa Adr	2	GGB	5.13	10.85	-0.97	0.51	14	-1.33	-0.51	4	0.55	-0.46	-0.12	-1.26	0.00	8,822	0.43	20221109
Arcelor Mittal	2	MT	22.66	1.43	-0.97	0.51	14	-1.33	-0.59	4	0.55	-0.62	-0.61	-1.26	0.00	21,251	0.38	20221110
Icl Group Ltd	2	ICL	9.14	10.02	-1.00	-1.22	14	0.35	0.16	1	-0.17	0.37	0.04	0.42	0.67	11,992	2.55	20221109
Hecla Mining	2	HL	4.63	0.54	-1.42	2.29	16	-1.33	-1.07	8	0.55	-0.65	-0.03	-1.26	-0.67	2,756	0.69	20221109
Mosaic Co/The	2	MOS	54.45	1.10	-1.42	2.29	16	-1.33	-1.34	8	0.55	-0.84	-0.01	-1.26	-1.25	19,711	0.12	20221107
Franco Nv Cp	2	FNV	125.45	1.02	-1.47	0.70	16	-1.61	-1.46	6	-0.79	-0.88	0.15	-1.54	-1.25	24,021	0.35	20221107
Century Alum Co	2	CENX	7.30	0.00	-1.54	-1.34	16	0.35	-1.50	7	-2.59	-0.30	-0.08	0.42	-1.25	667	1.50	20221107
Industrials																		
Masonite Int Cp	3	DOOR	72.71	0.00	1.74	0.81	1	-0.36	1.67	2	1.26	1.23	1.38	-0.14	1.96	1,619	2.33	20221107
Legalzoom.Com	3	LZ	9.19	0.00	1.71	0.19	1	1.36	2.22	3	0.30	0.86	-0.54	1.57	2.26	1,788	1.98	20221110
Rbc Bearings	3	RBC	251.92	0.00	1.29	0.05	3	-0.21	0.76	3	0.30	0.22	-0.36	0.00	1.13	7,288	0.93	20221110
Kornit Digital	3	KRNT	26.92	0.00	1.25	-1.04	3	-0.07	1.27	1	-0.94	0.92	0.81	0.14	1.58	1,336	2.22	20221109
Bwx Technolgs	3	BWXT	57.63	1.53	1.25	-1.04	3	-0.21	0.68	1	-0.94	0.48	0.24	0.00	1.13	5,255	0.96	20221107
Danaos Corp	3	DAC	59.52	5.04	0.67	-0.17	6	1.65	-0.51	3	0.30	0.36	-0.11	1.86	0.00	1,233	2.38	20221107
Gxo Logistics	3	GXO	37.46	0.00	0.65	-0.92	6	1.65	-0.51	1	-0.17	1.25	1.89	1.86	0.00	4,443	0.70	20221108
3D Systems Corp	8	DDD	8.96	0.00	0.52	0.43	6	-0.35	-0.59	2	0.60	-0.01	0.11	-0.14	0.00	1,167	2.86	20221108
Aaon Inc	3	AAON	65.00	0.58	-0.25	-1.23	10	-0.21	-0.75	5	-2.18	0.12	0.71	0.00	-0.60	3,455	2.75	20221107
Clarivate Anlyt	3	CLVT	10.44	0.00	-0.25	-1.23	10	1.65	-1.46	5	-2.18	0.10	0.15	1.86	-1.13	7,021	0.31	20221108
Blink Charging	3	BLNK	14.46	0.00	-0.25	-0.30	10	1.65	-1.54	7	-2.27	-0.27	-0.70	1.86	-1.13	618	1.64	20221108
Axon Enterprise	3	AXON	147.59	0.00	-0.25	-0.30	10	-0.21	-1.03	7	-2.27	-0.43	-0.53	0.00	-0.60	10,490	0.35	20221108
Array Tech Inc	3	ARRY	18.43	0.00	-0.25	-0.30	10	-0.21	-1.34	7	-2.27	-0.61	-0.53	0.00	-1.13	2,771	0.50	20221108
Iaa Inc	3	IAA	39.33	0.00	-0.34	0.88	11	-1.50	1.19	4	1.45	0.22	-0.04	-1.29	1.58	5,260	0.66	20221110
Tetra Tech New	3	TTEK	141.78	0.65	-0.34	0.88	11	-1.07	1.19	4	1.45	0.19	-0.33	-0.86	1.58	7,611	0.72	20221109
Veritiv Corp	3	VRTV	116.77	0.00	-0.34	0.88	11	-1.65	0.72	4	1.45	0.02	-0.08	-1.43	1.13	1,631	2.72	20221108
Builders Firsts	3	BLDR	61.58	0.00	-0.34	0.88	11	-1.65	0.76	4	1.45	0.01	-0.12	-1.43	1.13	9,611	0.21	20221108
Microvast Hldgs	3	MVST	2.40	0.00	-0.36	0.07	11	-1.65	1.27	2	0.78	0.38	0.39	-1.43	1.58	726	1.62	20221110
Embraer Air-Adr	3	ERJ	10.70	0.00	-0.36	0.07	11	-1.65	1.27	2	0.78	0.23	0.06	-1.43	1.58	1,965	1.91	20221111
Plug Power Inc	3	PLUG	15.69	0.00	-0.58	-0.61	12	0.93	-0.11	3	0.30	0.38	-0.17	1.14	0.60	9,080	0.09	20221108
Pgt Inc	3	PGTI	21.15	0.00	-0.78	2.34	13	-0.50	-1.22	8	0.68	-0.47	-0.07	-0.29	-1.13	1,268	2.11	20221110
Acv Auctions	3	ACVA	9.04	0.00	-0.97	0.86	14	-1.65	-0.51	4	1.07	-0.55	-0.53	-1.43	0.00	1,425	2.55	20221109
Rocket Lab Usa	3	RKLB	5.20	0.00	-0.97	0.86	14	-1.65	-0.59	4	1.07	-0.64	-0.72	-1.43	0.00	2,439	1.82	20221109
Amerco Inc	3	UHAL	566.93	0.00	-0.98	-0.15	14	-1.50	-0.35	2	0.78	0.10	0.87	-1.29	0.00	11,117	0.78	20221109

Date: 11-01-2022

Stocks are grouped by SECTOR and sorted from most to least attactive based on integrated Polaris Score = iPSCORE (see "Report Headings" tab).

SECTOR CODES: 1-Energy, 2-Materials, 3-Industrials, 4-Consumer Discretionary, 5-Consumer Staples, 6-Healthcare

SECTOR CODES: 7-Financials, 8-Information Technology, 9-Communication Services, 10-Utilities, 11-Real Estate

							ABSOLUTE-SCALE METRICS			RELATIVE-SCALE METRICS								
COMPANY	SECTOR	TICKER	PRICE	YIELD	iPSCORE	Behavioral Preference Factor	ABS DCOORD	TECH OUTLK	FUNDA OUTLK	REL DCOORD	rPSCORE	VTCAVG	VSCORE	TSCORE	CSCORE	MKT CAP $millions	DAYS2TR	EPS REPORT DATE
Mueller Water	3	MWA	11.75	1.97	-0.98	-0.15	14	-1.36	-0.35	2	0.78	-0.09	0.37	-1.14	0.00	1,841	2.15	20221107
Lyft Inc-A	3	LYFT	15.15	0.00	-1.00	-0.76	14	0.36	-0.51	3	0.30	0.01	-0.26	0.57	0.00	5,281	0.12	20221107
Azul Sa	3	AZUL	9.56	0.00	-1.02	-0.90	14	0.07	-0.59	3	-0.36	-0.31	-0.84	0.29	0.00	4,024	1.58	20221110
Sunpower Corp-A	3	SPWR	18.25	0.00	-1.23	1.10	15	-0.79	-1.03	6	-0.36	-0.32	0.01	-0.57	-0.60	3,177	0.34	20221108
Expeditors Intl	3	EXPD	98.84	1.36	-1.42	1.04	16	-1.36	-0.87	6	0.30	0.10	1.24	-1.14	-0.60	16,581	0.20	20221108
Ryanair Hldgs	3	RYAAY	68.99	0.00	-1.44	1.03	16	-1.36	-1.46	6	-0.36	-0.28	0.79	-1.14	-1.13	15,691	0.69	20221107
Enersys Inc	3	ENS	67.28	1.04	-1.44	1.03	16	-1.07	-0.87	6	-0.36	-0.34	0.12	-0.86	-0.60	2,735	1.56	20221109
Middleby Corp	3	MIDD	141.39	0.00	-1.44	1.03	16	-1.36	-1.34	6	-0.36	-0.53	0.22	-1.14	-1.13	7,619	0.41	20221109
Genco Shpg&Trdg	3	GNK	14.10	14.18	-1.48	-1.66	16	0.07	-1.07	5	-1.51	1.10	2.77	0.29	-0.60	596	1.90	20221109
Siemens Ag-Adr	3	SIEGY	55.64	3.00	-1.50	-0.73	16	0.36	-0.99	7	-2.27	-0.24	-0.38	0.57	-0.60	94,588	1.67	20221110
Consumer Discr																		
Sweetgreen Inc	4	SG	18.24	0.00	1.80	1.90	1	-0.36	2.14	4	1.35	0.67	-0.22	-0.14	2.37	1,998	1.30	20221108
Rivian Automotv	4	RIVN	33.48	0.00	1.79	0.84	1	-0.36	1.67	2	1.11	0.99	1.16	-0.14	1.94	30,674	0.05	20221109
Dillards Inc-A	4	DDS	331.69	0.24	1.77	0.48	1	-0.21	1.75	3	0.64	0.49	-0.46	0.00	1.94	5,684	0.57	20221110
Fiverr Intl Ltd	4	FVRR	30.75	0.00	1.26	0.68	3	-0.36	1.27	2	0.64	0.49	0.21	-0.14	1.40	1,130	1.49	20221109
Contextlogic	4	WISH	0.76	0.00	1.21	-1.09	3	1.36	1.19	1	-0.30	1.68	2.08	1.57	1.40	511	1.82	20221109
Canoo Inc	4	GOEV	1.37	0.00	1.21	-1.09	3	1.36	1.27	1	-0.30	1.21	0.65	1.57	1.40	374	2.05	20221109
Coupang Inc	4	CPNG	17.24	0.00	0.78	1.59	5	-0.50	1.27	4	1.35	0.10	-0.82	-0.29	1.40	30,458	0.20	20221109
Xpel Inc	4	XPEL	69.75	0.00	0.44	1.35	6	-0.64	-0.27	6	-0.37	0.23	1.97	-0.43	-0.86	1,926	2.72	20221109
Wolverine World	4	WWW	17.37	2.30	0.41	-1.61	6	-0.07	-0.04	1	-0.92	0.49	1.33	0.14	0.00	1,368	2.05	20221109
Mister Car Wash	4	MCW	9.02	0.00	0.41	0.43	6	1.36	-0.55	7	-0.92	0.04	-0.59	1.57	-0.86	2,745	1.65	20221110
Poshmark Inc	4	POSH	17.77	0.00	0.41	0.43	6	1.07	-0.51	7	-0.92	-0.09	-0.70	1.29	-0.86	1,396	0.52	20221110
Nio Inc-Adr	4	NIO	9.71	0.00	0.39	-0.99	6	1.64	-0.59	5	-1.31	1.15	3.19	1.86	-1.61	16,206	0.04	20221110
Lucid Group Inc	4	LCID	13.62	0.00	0.39	-0.99	6	1.36	-0.39	5	-1.31	1.13	2.69	1.57	-0.86	22,784	0.10	20221108
Adidas Ag-Adr	4	ADDYY	48.95	2.53	0.37	-0.85	6	1.36	-0.59	5	-1.78	0.64	1.96	1.57	-1.61	19,097	1.52	20221109
Xometry Inc	4	XMTR	58.56	0.00	0.35	-0.65	6	-0.21	-0.59	5	-2.17	-0.41	0.39	0.00	-1.61	2,611	1.08	20221110
Seaworld Entert	4	SEAS	59.13	0.00	0.24	0.37	7	-1.07	2.14	2	0.64	0.63	0.39	-0.86	2.37	3,998	0.50	20221109
Capri Holdings	4	CPRI	46.50	0.00	0.19	-1.40	7	0.07	2.10	1	-0.30	1.14	0.77	0.29	2.37	6,641	0.34	20221109
Irobot Corp	4	IRBT	56.53	0.00	-0.39	-1.08	9	0.79	-0.55	5	-1.78	0.46	1.25	1.00	-0.86	1,540	1.14	20221109
Tapestry Inc	4	TPR	32.16	3.73	-0.61	0.89	10	-0.36	-0.75	6	-1.00	-0.24	1.14	-0.14	-1.72	7,784	0.24	20221110
Hanesbrands Inc	4	HBI	6.90	8.70	-0.65	-1.16	10	1.36	-1.03	5	-1.78	0.35	1.20	1.57	-1.72	2,408	0.41	20221109
Sally Beauty Co	4	SBH	12.91	0.00	-0.65	-1.16	10	1.64	-1.34	5	-1.78	0.05	0.75	1.86	-2.47	1,382	1.23	20221110
Yeti Holdings	4	YETI	32.50	0.00	-0.65	-1.16	10	1.36	-1.50	5	-1.78	-0.02	0.83	1.57	-2.47	2,801	0.60	20221110
Tata Motors-Adr	4	TTM	25.65	0.00	-0.67	-0.96	10	-0.07	-1.07	5	-2.17	-0.49	0.10	0.14	-1.72	19,644	1.09	20221107
Cnh Industrial	4	CNHI	12.88	0.00	-0.78	0.07	11	-1.36	0.72	2	0.64	0.48	1.81	-1.14	0.75	17,466	0.46	20221108
Intl Game New	4	IGT	20.22	3.96	-0.78	0.07	11	-1.36	1.23	2	0.64	0.30	0.65	-1.14	1.40	4,119	0.86	20221108
Choice Htl Intl	4	CHH	130.38	0.73	-0.78	0.07	11	-1.50	1.23	2	0.64	0.20	0.49	-1.29	1.40	7,273	0.40	20221107

Date: 11-01-2022

Stocks are grouped by SECTOR and sorted from most to least attactive based on integrated Polaris Score = iPSCORE (see "Report Headings" tab).

SECTOR CODES: 1-Energy, 2-Materials, 3-Industrials, 4-Consumer Discretionary, 5-Consumer Staples, 6-Healthcare

SECTOR CODES: 7-Financials, 8-Information Technology, 9-Communication Services, 10-Utilities, 11-Real Estate

							ABSOLUTE-SCALE METRICS			RELATIVE-SCALE METRICS								
COMPANY	SECTOR	TICKER	PRICE	YIELD	iPSCORE	Behavioral Preference Factor	ABS DCOORD	TECH OUTLK	FUNDA OUTLK	REL DCOORD	rPSCORE	VTCAVG	VSCORE	TSCORE	CSCORE	MKT CAP $millions	DAYS2TR	EPS REPORT DATE
Global E Online	4	GLBE	24.85	0.00	-1.02	1.26	12	-0.79	0.08	4	0.96	-0.66	-1.40	-0.57	0.00	3,868	0.85	20221108
Duolingo Inc	4	DUOL	81.23	0.00	-1.02	2.81	12	-0.79	-0.31	8	0.96	-0.71	-0.69	-0.57	-0.86	3,220	0.82	20221110
Warby Parker	4	WRBY	15.96	0.00	-1.55	-0.16	14	-1.64	0.04	2	0.64	0.05	1.57	-1.43	0.00	1,529	1.50	20221110
Norwegian Cruis	4	NCLH	16.79	0.00	-1.55	-0.16	14	-1.07	-0.11	2	0.64	-0.05	0.70	-0.86	0.00	7,075	0.06	20221108
Everi Holdings	4	EVRI	19.13	0.00	-1.55	-0.16	14	-1.07	0.16	2	0.64	-0.15	0.41	-0.86	0.00	1,719	2.55	20221108
Light&Wonder	4	LNW	56.70	0.00	-1.57	-0.17	14	-1.07	-0.11	2	0.10	-0.27	0.06	-0.86	0.00	5,424	0.89	20221109
Six Flags Entmt	4	SIX	22.67	0.00	-1.60	0.74	14	-1.36	-0.55	6	-0.37	-0.16	1.52	-1.14	-0.86	1,884	0.54	20221110
D R Horton Inc	4	DHI	77.37	1.16	-1.63	0.58	14	-1.07	-0.51	6	-1.00	-0.38	0.59	-0.86	-0.86	26,885	0.11	20221109
Wynn Resrts Ltd	4	WYNN	67.86	0.00	-1.63	0.58	14	-1.64	-0.55	6	-1.00	-0.39	1.12	-1.43	-0.86	7,718	0.07	20221108
Planet Fitness	4	PLNT	65.50	0.00	-1.67	-1.47	14	0.07	-0.31	5	-1.78	0.11	0.90	0.29	-0.86	5,962	0.43	20221108
Natl Vision Hld	4	EYE	37.66	0.00	-2.11	0.58	16	-1.07	-1.34	6	-0.37	-0.15	2.88	-0.86	-2.47	2,971	1.30	20221110
Wendys Co/The	4	WEN	20.82	2.40	-2.14	0.43	16	-1.50	-0.75	6	-1.00	-0.58	1.25	-1.29	-1.72	4,431	0.74	20221109
Hilton Grand Va	4	HGV	39.07	0.00	-2.14	0.43	16	-1.36	-0.99	6	-1.00	-0.70	0.77	-1.14	-1.72	4,598	1.48	20221109
Ralph Lauren Cp	4	RL	93.51	3.21	-2.14	0.43	16	-1.36	-0.87	6	-1.00	-0.71	0.75	-1.14	-1.72	6,553	0.30	20221110
Dutch Bros Inc	4	BROS	35.37	0.00	-2.20	-1.42	16	0.36	-0.99	5	-2.17	-0.33	0.16	0.57	-1.72	1,399	0.61	20221109
Consumer Staple																		
Sunopta Inc	5	STKL	11.52	0.00	1.78	1.71	1	-0.21	1.75	4	1.73	0.05	-0.69	-0.29	1.68	1,259	2.28	20221109
Beyond Meat Inc	5	BYND	15.32	0.00	1.74	-0.34	1	1.36	2.18	3	0.75	0.89	-0.19	1.29	1.93	975	0.54	20221109
Darling Ingrdnt	5	DAR	79.11	0.00	1.38	1.59	3	-0.21	1.23	4	1.73	-0.06	-0.79	-0.29	1.35	12,687	0.21	20221108
Celsius Holding	5	CELH	90.56	0.00	0.96	1.47	5	-0.50	1.27	4	1.11	-0.44	-1.49	-0.57	1.35	6,850	0.30	20221110
Nomad Foods Ltd	5	NOMD	15.40	0.00	0.76	0.34	6	-0.36	-0.51	2	1.29	0.45	1.63	-0.43	0.00	2,657	1.01	20221109
Brf-Brasil Food	5	BRFS	2.44	0.00	0.76	0.34	6	-0.07	-0.59	2	1.29	0.15	0.54	-0.14	0.00	1,973	2.75	20221109
Grocery Outlet	5	GO	34.30	0.00	0.72	-1.23	6	1.64	-0.31	1	0.12	0.75	0.42	1.57	0.00	3,325	0.71	20221108
B&G Foods Cl-A	5	BGS	16.20	11.73	0.72	-1.23	6	1.36	-0.55	1	0.12	0.62	0.38	1.29	0.00	1,161	1.36	20221109
Us Foods Hldg	5	USFD	29.61	0.00	0.54	0.27	7	-1.36	1.67	2	0.57	-0.09	0.06	-1.43	1.68	6,649	0.65	20221110
Sprouts Fmr Mkt	5	SFM	28.73	0.00	0.52	-1.29	7	0.64	1.71	1	0.12	0.81	0.46	0.57	1.68	3,087	0.59	20221108
Blue Apron Hldg	5	APRN	2.38	0.00	0.32	-1.35	8	0.50	1.27	1	0.12	0.62	0.31	0.43	1.35	83	1.92	20221107
Edgewell Persnl	5	EPC	39.39	1.52	-0.06	1.27	10	-0.21	-1.46	6	0.57	-0.18	0.46	-0.29	-0.97	2,041	1.33	20221110
Treehouse Foods	5	THS	49.93	0.00	-0.08	1.16	10	-0.21	-1.30	8	-0.15	-0.47	-0.31	-0.29	-0.97	2,798	1.23	20221107
Beauty Hlth Co	5	SKIN	11.21	0.00	-0.08	1.16	10	-0.36	-0.75	8	-0.15	-0.90	-1.63	-0.43	-0.52	1,691	1.48	20221108
Olaplex Hldgs	5	OLPX	4.52	0.00	-0.12	0.08	10	1.36	-1.54	7	-1.05	-0.34	-1.33	1.29	-1.29	2,934	0.90	20221109
Coty Inc	5	COTY	6.89	0.00	-0.12	-0.73	10	1.64	-1.34	5	-1.31	0.43	0.22	1.57	-0.97	5,781	0.62	20221108
Performance Fg	5	PFGC	52.67	0.00	-0.22	1.12	11	-1.07	1.23	4	1.73	-0.16	-0.19	-1.14	1.35	8,199	0.53	20221109
Spartan Nash Co	5	SPTN	35.16	2.39	-0.28	-1.04	11	0.64	1.19	3	0.03	0.40	-0.40	0.57	1.35	1,257	2.91	20221109
Flowers Foods	5	FLO	28.57	3.08	-0.28	-1.04	11	0.64	1.19	3	0.03	0.35	-0.53	0.57	1.35	6,052	0.70	20221110
Reynolds Consmr	5	REYN	30.20	3.05	-0.88	-1.22	14	0.64	-0.04	3	0.03	0.10	-0.66	0.57	0.52	6,338	2.08	20221108
Hain Celestial	5	HAIN	19.15	0.00	-1.33	-0.92	16	0.07	-1.54	5	-1.67	0.05	0.77	0.00	-0.97	1,710	1.13	20221108

Date: 11-01-2022

Stocks are grouped by SECTOR and sorted from most to least attactive based on integrated Polaris Score = iPSCORE (see "Report Headings" tab).

SECTOR CODES: 1-Energy, 2-Materials, 3-Industrials, 4-Consumer Discretionary, 5-Consumer Staples, 6-Healthcare

SECTOR CODES: 7-Financials, 8-Information Technology, 9-Communication Services, 10-Utilities, 11-Real Estate

							ABSOLUTE-SCALE METRICS			RELATIVE-SCALE METRICS								
COMPANY	SECTOR	TICKER	PRICE	YIELD	iPSCORE	Behavioral Preference Factor	ABS DCOORD	TECH OUTLK	FUNDA OUTLK	REL DCOORD	rPSCORE	VTCAVG	VSCORE	TSCORE	CSCORE	MKT CAP $millions	DAYS2TR	EPS REPORT DATE
Health Care																		
Emergent Biosol	6	EBS	20.92	0.00	1.55	0.82	1	-0.36	1.67	2	1.24	0.94	1.20	-0.14	1.78	1,043	1.98	20221108
Ligand Pharma-B	6	LGND	84.61	0.00	1.54	0.81	1	-0.36	1.71	2	0.87	0.55	0.02	-0.14	1.78	1,428	2.30	20221107
Agenus Inc	6	AGEN	2.51	0.00	1.54	0.81	1	-0.65	1.71	2	0.87	0.48	0.08	-0.43	1.78	711	2.20	20221108
Silk Rd Medical	6	SILK	44.13	0.00	1.52	0.34	1	-0.22	2.10	3	0.51	0.58	-0.31	0.00	2.05	1,555	1.11	20221108
Haemonetics Cp	6	HAE	83.96	0.00	1.52	0.34	1	-0.22	1.67	3	0.51	0.52	-0.20	0.00	1.78	4,309	0.80	20221107
Shockwave Med	6	SWAV	292.05	0.00	1.52	0.34	1	-0.22	1.75	3	0.51	0.14	-1.36	0.00	1.78	10,453	0.19	20221107
Verve Therptics	6	VERV	36.44	0.00	1.47	-1.03	1	-0.22	2.14	1	-1.14	0.73	0.14	0.00	2.05	2,191	1.05	20221109
Abcellara Biolg	6	ABCL	11.50	0.00	1.47	-1.03	1	-0.22	2.22	1	-1.14	0.71	0.07	0.00	2.05	3,279	1.36	20221108
Revance Therap	6	RVNC	22.46	0.00	1.34	1.35	2	-0.50	2.22	4	1.33	0.48	-0.34	-0.29	2.05	1,642	0.86	20221108
Prometheus Bio	6	RXDX	51.35	0.00	1.33	1.55	2	-0.50	1.67	4	1.06	-0.53	-3.07	-0.29	1.78	2,100	0.97	20221111
Becton Dickinso	6	BDX	233.88	1.49	1.12	0.33	3	1.65	1.15	3	0.97	1.10	-0.01	1.87	1.43	66,701	0.08	20221110
Immunocore Hldg	6	IMCR	56.87	0.00	1.12	0.33	3	1.51	1.27	3	0.97	0.82	-0.71	1.73	1.43	2,501	1.28	20221109
Akous Inc	6	AKUS	13.13	0.00	1.12	0.66	3	-0.65	1.23	2	0.87	0.44	0.32	-0.43	1.43	485	1.44	20221111
Catalyst Pharma	6	CPRX	13.98	0.00	1.10	0.19	3	-0.22	1.23	3	0.51	0.37	-0.33	0.00	1.43	1,437	1.12	20221109
Natera Inc	6	NTRA	46.67	0.00	1.10	0.19	3	-0.22	1.23	3	0.51	0.28	-0.59	0.00	1.43	4,525	0.55	20221108
Akero Therp Inc	6	AKRO	43.36	0.00	1.10	0.19	3	-0.22	0.76	3	0.51	0.11	-0.69	0.00	1.02	1,629	0.96	20221111
Genmab A/S -Adr	6	GMAB	38.36	0.00	1.10	0.19	3	-0.22	0.76	3	0.51	0.08	-0.78	0.00	1.02	25,252	1.10	20221109
Xenon Pharmact	6	XENE	37.12	0.00	1.08	0.05	3	-0.22	1.23	3	-0.04	-0.47	-2.86	0.00	1.43	2,311	2.38	20221108
Nanostring Tech	6	NSTG	10.70	0.00	1.07	-0.77	3	1.65	0.68	1	-0.41	1.12	0.46	1.87	1.02	497	2.99	20221107
89Bio Inc	6	ETNB	9.48	0.00	1.07	-0.77	3	1.08	1.23	1	-0.41	1.03	0.35	1.29	1.43	193	2.72	20221110
Plant Therapeut	6	PLRX	25.16	0.00	1.06	-0.10	3	1.51	0.76	3	-0.68	-1.28	-6.58	1.73	1.02	1,225	2.92	20221108
Neogenomics Inc	6	NEO	7.65	0.00	1.05	-1.18	3	-0.07	1.23	1	-1.14	0.53	0.02	0.14	1.43	962	2.47	20221108
Clover Health	6	CLOV	1.59	0.00	0.49	0.44	6	-0.36	-0.55	2	0.87	0.34	1.15	-0.14	0.00	759	2.14	20221107
Arcutis Biother	6	ARQT	18.21	0.00	0.47	-0.03	6	-0.07	-0.51	3	0.51	-0.08	-0.38	0.14	0.00	939	2.10	20221108
Nuvalent Inc	6	NUVL	33.70	0.00	0.47	0.44	6	-0.65	-0.35	2	0.42	-0.09	0.15	-0.43	0.00	1,628	1.32	20221109
Cassava Science	6	SAVA	35.96	0.00	0.47	0.44	6	-0.65	-0.55	2	0.42	-0.10	0.14	-0.43	0.00	1,442	0.58	20221109
Mirati Theraptc	6	MRTX	67.49	0.00	0.45	-0.17	6	-0.07	-0.27	3	-0.04	-0.18	-0.67	0.14	0.00	3,753	0.53	20221108
Ionis Pharmact	6	IONS	44.83	0.00	0.45	-0.17	6	-0.22	-0.55	3	-0.04	-0.22	-0.65	0.00	0.00	6,363	0.60	20221109
Actinium Pharma	6	ATNM	13.25	0.00	0.45	-0.17	6	-0.22	-0.55	3	-0.04	-0.54	-1.62	0.00	0.00	334	2.51	20221111
Azenta Inc	6	AZTA	45.65	0.22	0.44	-0.99	6	1.65	-0.55	1	-0.41	1.60	2.93	1.87	0.00	3,425	0.56	20221109
Figs Inc	6	FIGS	7.13	0.00	0.44	-0.99	6	1.37	0.08	1	-0.41	0.84	0.40	1.58	0.55	1,179	0.97	20221110
Zai Lab Ltd-Adr	6	ZLAB	25.02	0.00	0.41	-1.40	6	1.37	-0.55	1	-1.14	0.64	0.33	1.58	0.00	2,450	1.64	20221109
Alcon Inc	6	ALC	60.47	0.00	0.41	-1.40	6	1.37	-0.51	1	-1.14	0.56	0.10	1.58	0.00	29,636	0.47	20221108
Elanco Animal	6	ELAN	13.28	0.00	0.41	-1.40	6	1.37	-0.51	1	-1.14	0.55	0.08	1.58	0.00	6,296	0.28	20221108
Eqrx Inc	6	EQRX	5.30	0.00	0.41	-1.40	6	-0.22	-0.31	1	-1.14	0.28	0.84	0.00	0.00	2,375	2.60	20221110
Masimo Corp	6	MASI	131.63	0.00	0.41	-1.40	6	-0.07	0.08	1	-1.14	0.27	0.12	0.14	0.55	6,915	0.27	20221108

Date: 11-01-2022

Stocks are grouped by SECTOR and sorted from most to least attactive based on integrated Polaris Score = iPSCORE (see "Report Headings" tab).

SECTOR CODES: 1-Energy, 2-Materials, 3-Industrials, 4-Consumer Discretionary, 5-Consumer Staples, 6-Healthcare

SECTOR CODES: 7-Financials, 8-Information Technology, 9-Communication Services, 10-Utilities, 11-Real Estate

							ABSOLUTE-SCALE METRICS			RELATIVE-SCALE METRICS								EPS
COMPANY	SECTOR	TICKER	PRICE	YIELD	iPSCORE	Behavioral Preference Factor	ABS DCOORD	TECH OUTLK	FUNDA OUTLK	REL DCOORD	rPSCORE	VTCAVG	VSCORE	TSCORE	CSCORE	MKT CAP $millions	DAYS2TR	REPORT DATE
Inhibrx Inc	6	INBX	33.33	0.00	0.40	-0.46	6	-0.22	-0.51	3	-1.41	-2.40	-7.20	0.00	0.00	1,302	0.84	20221108
Globus Medical	6	GMED	66.92	0.00	0.29	0.98	7	-1.08	2.14	4	1.33	0.29	-0.31	-0.86	2.05	6,660	0.79	20221108
Zentalis Pharma	6	ZNTL	25.60	0.00	0.26	-0.11	7	0.07	1.71	3	0.51	0.59	-0.29	0.29	1.78	1,459	2.22	20221109
Bayer A G -Adr	6	BAYRY	13.27	2.65	0.23	-1.06	7	0.36	1.63	1	-0.41	0.88	0.30	0.58	1.78	52,147	1.80	20221108
Jazz Pharmaceut	6	JAZZ	145.61	0.00	0.20	-1.47	7	0.36	1.67	1	-1.14	0.79	0.02	0.58	1.78	9,092	0.46	20221109
Altimmune Inc	6	ALT	12.51	0.00	-0.14	1.03	9	-0.50	-0.39	4	1.06	-0.51	-1.26	-0.29	0.00	613	1.69	20221108
Amicus Therapt	6	FOLD	10.36	0.00	-0.16	-0.25	9	1.22	-0.51	3	0.51	0.18	-0.90	1.44	0.00	2,906	0.96	20221107
Dice Therapeut	6	DICE	37.25	0.00	-0.36	2.51	10	-0.65	-1.38	8	0.78	-0.55	-0.20	-0.43	-1.02	1,423	0.36	20221111
Adapthealth Cp	6	AHCO	22.95	0.00	-0.39	1.49	10	-0.65	-0.75	6	-0.04	-0.31	0.06	-0.43	-0.55	3,082	1.40	20221108
Icu Medical Inc	6	ICUI	147.16	0.00	-0.40	0.13	10	1.37	-0.99	7	-0.50	0.28	-0.19	1.58	-0.55	3,517	0.98	20221107
R1 Rcm Inc	6	RCM	17.71	0.00	-0.40	0.13	10	1.37	-0.83	7	-0.50	0.24	-0.32	1.58	-0.55	7,369	0.87	20221108
Amylyx Pharma	6	AMLX	35.87	0.00	-0.40	0.13	10	1.08	-1.07	7	-0.50	0.16	-0.27	1.29	-0.55	2,376	0.51	20221110
Royalty Pharma	6	RPRX	42.22	1.80	-0.40	0.13	10	1.51	-1.34	7	-0.50	0.07	-0.16	1.73	-1.37	25,637	0.41	20221108
Doximity Inc	6	DOCS	26.23	0.00	-0.40	0.13	10	1.65	-1.42	7	-0.50	0.05	-0.68	1.87	-1.02	5,075	0.52	20221110
Novavax Inc	6	NVAX	22.00	0.00	-0.40	0.13	10	1.37	-1.54	7	-0.50	0.05	-0.08	1.58	-1.37	1,719	0.19	20221108
Supernus Pharma	6	SUPN	34.31	0.00	-0.43	0.12	10	-0.22	-0.87	7	-1.23	-0.22	-0.12	0.00	-0.55	1,835	2.11	20221108
Halozyme Thera	6	HALO	48.28	0.00	-0.43	0.12	10	-0.22	-0.83	7	-1.23	-0.23	-0.15	0.00	-0.55	6,652	0.56	20221108
Signify Health	6	SGFY	29.22	0.00	-0.43	0.12	10	-0.22	-1.07	7	-1.23	-0.25	-0.21	0.00	-0.55	6,850	0.28	20221108
Cytek Biosci	6	CTKB	15.51	0.00	-0.43	0.12	10	-0.22	-0.79	7	-1.23	-0.26	-0.23	0.00	-0.55	2,088	2.94	20221109
Brookdale Senr	6	BKD	4.41	0.00	-0.43	0.12	10	-0.07	-1.46	7	-1.23	-0.34	-0.12	0.14	-1.02	824	2.09	20221107
Biohaven Ltd	6	BHVN	16.76	0.00	-0.43	0.12	10	-0.07	-0.99	7	-1.23	-0.38	-0.74	0.14	-0.55	1,201	0.49	20221108
Fibrogen Inc	6	FGEN	17.43	0.00	-0.43	0.12	10	-0.22	-1.38	7	-1.23	-0.45	-0.32	0.00	-1.02	1,634	1.43	20221107
Celldex Therapt	6	CLDX	35.35	0.00	-0.43	0.12	10	-0.22	-0.91	7	-1.23	-0.65	-1.40	0.00	-0.55	1,653	1.68	20221108
Vaxcyte Inc	6	PCVX	45.00	0.00	-0.45	-1.23	10	1.51	-0.87	5	-1.78	0.44	0.15	1.73	-0.55	2,669	0.23	20221109
Steris Plc	6	STE	172.87	1.09	-0.45	-1.23	10	1.37	-0.83	5	-1.78	0.35	0.02	1.58	-0.55	17,290	0.27	20221109
Perrigo Co Plc	6	PRGO	40.11	2.59	-0.47	-1.24	10	-0.22	-1.34	5	-2.42	-0.28	0.19	0.00	-1.02	5,400	0.63	20221108
Establshmt Labs	6	ESTA	56.87	0.00	-0.47	-1.24	10	-0.07	-1.54	5	-2.42	-0.28	0.04	0.14	-1.02	1,376	1.37	20221107
Zymeworks Inc	6	ZYME	7.45	0.00	-0.56	0.89	11	-1.51	1.27	4	1.06	-0.11	-0.47	-1.29	1.43	449	1.94	20221108
Fulgent Genetic	6	FLGT	40.25	0.00	-0.57	0.08	11	-1.65	1.27	2	0.87	0.19	0.59	-1.44	1.43	1,221	2.61	20221107
Invitae Corp	6	NVTA	2.86	0.00	-0.57	0.08	11	-1.65	1.27	2	0.87	0.19	0.57	-1.44	1.43	673	1.04	20221108
Cano Health	6	CANO	3.33	0.00	-0.87	-1.38	12	0.50	-0.59	5	-1.78	0.19	0.32	0.72	-0.48	1,613	0.51	20221109
Cti Biopharma	6	CTIC	5.21	0.00	-0.99	2.29	13	-0.50	-1.54	8	0.78	-0.52	-0.24	-0.29	-1.02	596	1.29	20221107
Sage Therapeutc	6	SAGE	37.88	0.00	-0.99	2.29	13	-0.93	-0.83	8	0.78	-0.61	-0.56	-0.72	-0.55	2,251	1.61	20221108
Axsome Therptcs	6	AXSM	48.87	0.00	-0.99	2.29	13	-0.50	-1.54	8	0.78	-0.94	-1.50	-0.29	-1.02	1,902	0.41	20221107
Privia Hlth Grp	6	PRVA	32.69	0.00	-1.02	1.27	13	-0.50	-0.99	6	-0.04	-0.25	0.08	-0.29	-0.55	3,639	1.21	20221110
Meridian Biosci	6	VIVO	32.00	0.00	-1.04	-0.09	13	1.22	-0.79	7	-0.50	0.16	-0.41	1.44	-0.55	1,400	2.78	20221111
Recursion Pharm	6	RXRX	10.55	0.00	-1.04	-0.09	13	0.79	-0.95	7	-0.50	0.03	-0.38	1.01	-0.55	1,802	2.98	20221109

Date: 11-01-2022

Stocks are grouped by SECTOR and sorted from most to least attactive based on integrated Polaris Score = iPSCORE (see "Report Headings" tab).

SECTOR CODES: 1-Energy, 2-Materials, 3-Industrials, 4-Consumer Discretionary, 5-Consumer Staples, 6-Healthcare

SECTOR CODES: 7-Financials, 8-Information Technology, 9-Communication Services, 10-Utilities, 11-Real Estate

COMPANY	SECTOR	TICKER	PRICE	YIELD	iPSCORE	Behavioral Preference Factor	ABSOLUTE-SCALE METRICS			RELATIVE-SCALE METRICS						MKT CAP $millions	DAYS2TR	EPS REPORT DATE
							ABS DCOORD	TECH OUTLK	FUNDA OUTLK	REL DCOORD	rPSCORE	VTCAVG	VSCORE	TSCORE	CSCORE			
Apellis Pharma	6	APLS	60.66	0.00	-1.06	-0.10	13	0.79	-1.50	7	-1.23	-0.21	-0.61	1.01	-1.02	6,664	0.42	20221107
Xencor Inc	6	XNCR	28.27	0.00	-1.19	0.67	14	-1.08	-0.27	4	1.06	-0.37	-0.25	-0.86	0.00	1,688	2.72	20221107
Reata Pharmac	6	RETA	33.53	0.00	-1.19	0.67	14	-1.08	-0.55	4	1.06	-0.44	-0.46	-0.86	0.00	1,224	0.75	20221108
Revolution Meds	6	RVMD	20.79	0.00	-1.19	0.67	14	-1.08	-0.27	4	1.06	-0.47	-0.53	-0.86	0.00	1,823	1.46	20221107
Vericel Corp	6	VCEL	27.37	0.00	-1.19	0.67	14	-1.37	-0.59	4	1.06	-0.50	-0.36	-1.15	0.00	1,291	2.22	20221109
Perkinelmer Inc	6	PKI	136.57	0.21	-1.21	-0.62	14	0.36	0.20	3	0.51	0.37	-0.02	0.58	0.55	17,238	0.24	20221108
Mirum Pharmact	6	MIRM	23.09	0.00	-1.21	-0.62	14	0.65	-0.51	3	0.51	0.21	-0.23	0.86	0.00	848	2.41	20221109
Qiagen Nv	6	QGEN	44.05	0.00	-1.21	-0.15	14	-1.37	-0.31	2	0.42	-0.33	0.15	-1.15	0.00	10,003	0.35	20221107
Biontech Se	6	BNTX	144.08	0.00	-1.27	-1.99	14	0.07	-0.55	1	-1.14	0.31	0.63	0.29	0.00	34,966	0.22	20221107
Oak Street Hlth	6	OSH	20.42	0.00	-1.44	1.12	15	-0.79	-0.87	6	-0.04	-0.33	0.14	-0.58	-0.55	4,929	0.81	20221107
Nuvasive Inc	6	NUVA	44.71	0.00	-1.62	2.07	16	-1.37	-0.75	8	0.78	-0.59	-0.08	-1.15	-0.55	2,328	0.88	20221109
Mannkind Corp	6	MNKD	3.47	0.00	-1.62	2.07	16	-1.65	-0.91	8	0.78	-0.81	-0.46	-1.44	-0.55	876	1.95	20221108
Inovio Pharmac	6	INO	2.12	0.00	-1.64	2.13	16	-1.37	-0.83	8	0.33	-1.01	-1.34	-1.15	-0.55	529	2.18	20221108
Aurora Cannabis	6	ACB	1.35	0.00	-1.65	1.04	16	-1.65	-0.79	6	-0.04	-0.49	0.52	-1.44	-0.55	406	1.22	20221110
Canopy Growth	6	CGC	3.49	0.00	-1.65	1.04	16	-1.37	-0.91	6	-0.04	-0.50	0.19	-1.15	-0.55	1,676	0.35	20221109
Viatris Inc	6	VTRS	10.25	4.68	-1.65	1.04	16	-1.37	-0.83	6	-0.04	-0.56	0.00	-1.15	-0.55	12,430	0.28	20221107
Surgery Partnrs	6	SGRY	28.15	0.00	-1.67	-0.31	16	0.36	-1.03	7	-0.50	0.01	0.00	0.58	-0.55	2,532	1.36	20221108
Astrazeneca Plc	6	AZN	59.85	1.52	-1.67	-0.31	16	0.36	-0.83	7	-0.50	-0.06	-0.19	0.58	-0.55	185,466	0.07	20221110
Pacific Biosci	6	PACB	8.81	0.00	-1.69	-0.32	16	0.22	-1.34	7	-1.23	-0.29	-0.27	0.43	-1.02	1,981	0.48	20221107
Cerevel Therps	6	CERE	29.32	0.00	-1.71	-1.67	16	0.22	-0.87	5	-1.78	-0.03	0.03	0.43	-0.55	4,354	1.59	20221108
Financials																		
Amer Equity Inv	7	AEL	42.51	0.80	1.72	1.60	1	-0.63	1.71	4	1.35	0.58	-0.04	-0.42	1.96	3,725	1.77	20221107
Blackstn Scr Ld	7	BXSL	23.36	10.27	1.72	1.60	1	-0.35	1.71	4	1.35	0.38	-0.80	-0.14	1.96	3,861	1.77	20221110
Tpg Inc	7	TPG	31.72	4.92	1.67	0.04	1	1.05	1.71	3	0.09	0.59	-1.28	1.26	1.96	9,793	2.18	20221109
Ryan Specialty	7	RYAN	45.22	0.00	1.30	1.47	3	-0.63	1.19	4	1.35	0.35	-0.30	-0.42	1.58	11,721	1.03	20221110
Starwood Proprt	7	STWD	20.81	9.23	1.30	1.47	3	-0.35	0.72	4	1.35	0.21	-0.46	-0.14	1.13	6,435	0.35	20221109
Fs Kkr Capital	7	FSK	19.35	12.61	1.29	0.87	3	-0.35	1.23	2	1.01	0.54	0.01	-0.14	1.58	5,480	1.20	20221107
Upstart Hldgs	7	UPST	22.17	0.00	0.62	-0.28	6	1.33	-0.59	3	0.09	0.33	-0.25	1.54	0.00	1,803	0.19	20221108
Sumitomo-Mitsui	7	SMFG	5.62	4.55	0.58	-1.36	6	1.33	-0.55	1	-1.08	0.61	0.53	1.54	0.00	38,629	1.24	20221111
Lufax Holding	7	LU	1.52	19.74	0.58	-1.36	6	1.33	-0.51	1	-1.08	0.57	0.41	1.54	0.00	3,474	1.07	20221108
Banco Sant-Ads	7	BSBR	5.70	5.80	0.58	-1.36	6	-0.07	-0.51	1	-1.08	0.23	0.53	0.14	0.00	21,281	2.35	20221109
Ambac Finl Grp	7	AMBC	13.90	0.00	0.03	1.25	9	-0.91	-0.31	4	0.93	-0.44	-0.70	-0.70	0.00	625	2.93	20221108
Green Dot Cp-A	7	GDOT	19.54	0.00	-0.22	1.30	10	-0.35	-1.50	6	0.09	-0.24	0.56	-0.14	-1.13	1,050	2.61	20221109
Carlyle Grp Inc	7	CG	28.35	4.59	-0.22	1.83	10	-0.35	-1.50	8	0.01	-0.45	-0.01	-0.14	-1.13	10,244	0.31	20221108
Two Harbors Inv	7	TWO	3.55	19.16	-0.22	1.83	10	-0.35	-1.54	8	0.01	-0.49	-0.11	-0.14	-1.13	1,223	1.30	20221108
Ellington Finl	7	EFC	13.11	13.73	-0.22	1.83	10	-0.35	-0.87	8	0.01	-0.59	-0.92	-0.14	-0.60	787	2.53	20221107
Walker & Dunlop	7	WD	90.04	2.67	-0.28	-0.26	10	1.61	-0.87	7	-1.58	0.14	-0.37	1.82	-0.60	2,974	1.78	20221109

Date: 11-01-2022

Stocks are grouped by SECTOR and sorted from most to least attactive based on integrated Polaris Score = iPSCORE (see "Report Headings" tab).

SECTOR CODES: 1-Energy, 2-Materials, 3-Industrials, 4-Consumer Discretionary, 5-Consumer Staples, 6-Healthcare

SECTOR CODES: 7-Financials, 8-Information Technology, 9-Communication Services, 10-Utilities, 11-Real Estate

							ABSOLUTE-SCALE METRICS			RELATIVE-SCALE METRICS								
COMPANY	SECTOR	TICKER	PRICE	YIELD	iPSCORE	Behavioral Preference Factor	ABS DCOORD	TECH OUTLK	FUNDA OUTLK	REL DCOORD	rPSCORE	VTCAVG	VSCORE	TSCORE	CSCORE	MKT CAP $millions	DAYS2TR	EPS REPORT DATE
Primerica Inc	7	PRI	145.37	1.51	-0.30	-0.97	10	-0.21	-0.79	5	-2.00	-0.20	0.06	0.00	-0.60	5,445	1.39	20221108
Brighthouse Fin	7	BHF	57.71	0.00	-0.32	-0.80	10	-0.21	-1.34	5	-2.42	-0.31	0.27	0.00	-1.13	4,145	0.81	20221107
Lemonade Inc	7	LMND	24.04	0.00	-0.38	0.95	11	-1.05	0.76	4	1.35	-0.07	-0.71	-0.84	1.13	1,657	1.29	20221108
Brp Group Inc	7	BRP	28.64	0.00	-0.85	1.63	13	-0.49	-1.42	8	0.01	-0.50	-0.05	-0.28	-1.13	3,300	2.64	20221107
Assured Guarnty	7	AGO	59.26	1.69	-1.02	0.93	14	-1.47	-0.31	4	0.93	-0.58	-0.65	-1.26	0.00	3,671	1.44	20221107
Cannae Holdings	7	CNNE	23.40	0.00	-1.02	0.93	14	-1.05	-0.59	4	0.93	-0.60	-1.01	-0.84	0.00	1,875	2.34	20221109
Affil Managers	7	AMG	126.57	0.03	-1.48	1.44	16	-1.61	-1.46	8	0.01	-0.80	-0.03	-1.40	-1.13	4,838	0.73	20221107
Ready Capital	7	RC	11.98	14.02	-1.48	1.44	16	-1.61	-1.26	8	0.01	-0.83	-0.09	-1.40	-1.13	1,371	1.61	20221107
Fnf Group	7	FNF	40.14	4.38	-1.50	0.78	16	-1.61	-1.03	6	-0.58	-0.57	0.07	-1.40	-0.60	11,091	0.42	20221108
Jackson Finl	7	JXN	37.70	5.84	-1.56	-1.36	16	0.21	-0.99	5	-2.00	0.35	1.24	0.42	-0.60	3,254	0.88	20221109
Aegon N V	7	AEG	4.59	4.06	-1.56	-1.36	16	0.07	-1.07	5	-2.00	0.07	0.59	0.28	-0.60	12,279	1.77	20221110
Info Technology																		
Unity Software	8	U	28.93	0.00	1.63	1.59	1	-0.35	2.18	4	1.24	0.10	-0.74	-0.14	2.25	8,693	0.11	20221109
Everbridge Inc	8	EVBG	32.25	0.00	1.62	0.79	1	-0.35	1.75	2	1.06	0.37	0.09	-0.14	1.95	1,281	1.67	20221108
Toast Inc	8	TOST	22.01	0.00	1.59	0.19	1	-0.21	1.75	3	0.14	0.24	-0.37	0.00	1.95	11,266	0.23	20221110
Adtran Holdings	8	ADTN	22.66	1.59	1.59	0.19	1	-0.21	1.71	3	0.14	-0.01	-0.99	0.00	1.95	1,117	2.13	20221107
Five9 Inc	8	FIVN	59.85	0.00	1.55	-1.01	1	1.33	1.67	1	-0.96	1.03	0.07	1.54	1.95	4,196	0.24	20221107
Perion Network	8	PERI	22.63	0.00	1.55	-1.01	1	-0.21	1.71	1	-0.96	0.56	0.42	0.00	1.95	1,005	2.41	20221108
Genpact Ltd	8	G	48.70	1.03	1.55	-1.01	1	-0.21	1.67	1	-0.96	0.48	0.21	0.00	1.95	8,936	0.64	20221109
Intl Money Expr	8	IMXI	26.75	0.00	1.55	-1.01	1	-0.21	1.63	1	-0.96	0.47	0.20	0.00	1.95	1,013	2.49	20221109
Nice Ltd	8	NICE	185.63	0.00	1.20	1.44	3	-0.35	1.19	4	1.24	0.18	-0.19	-0.14	1.58	11,783	0.68	20221110
Payoneer Global	8	PAYO	7.80	0.00	1.20	1.44	3	-0.63	1.27	4	1.24	-0.04	-0.46	-0.42	1.58	2,702	0.40	20221109
Matterport Inc	8	MTTR	3.42	0.00	1.19	0.65	3	-0.35	1.19	2	1.06	0.36	0.25	-0.14	1.58	964	2.69	20221110
Amdocs Ltd	8	DOX	84.67	1.87	1.18	0.18	3	-0.21	1.19	3	0.69	0.27	-0.12	0.00	1.58	11,101	0.52	20221108
Squarespace Inc	8	SQSP	21.54	0.00	1.16	0.05	3	-0.07	1.27	3	0.14	0.24	-0.33	0.14	1.58	2,996	2.99	20221108
Btrs Holdings	8	BTRS	9.42	0.00	1.16	0.05	3	-0.21	1.19	3	0.14	-0.19	-1.25	0.00	1.58	1,539	1.21	20221109
Doublevrfy Hldg	8	DV	28.89	0.00	1.16	0.05	3	-0.21	1.19	3	0.14	-0.20	-1.30	0.00	1.58	4,750	0.68	20221108
Ironsource Ltd	8	IS	3.13	0.00	0.54	1.23	6	-0.35	-0.39	4	1.24	-0.06	-0.02	-0.14	0.00	3,169	0.89	20221109
Digital Turbine	8	APPS	14.76	0.00	0.54	1.23	6	-0.35	-0.59	4	1.24	-0.08	-0.07	-0.14	0.00	1,459	0.65	20221109
Weibo Corp Ads	8	WB	12.46	0.00	0.54	0.43	6	-0.35	-0.59	2	1.06	0.29	0.86	-0.14	0.00	2,947	1.75	20221110
Channeladvisor	8	ECOM	23.04	0.00	0.52	-0.03	6	1.05	-0.39	3	0.69	0.42	-0.22	1.26	0.00	662	2.61	20221108
Affirm Holdings	8	AFRM	19.46	0.00	0.52	0.43	6	-0.35	-0.59	2	0.60	0.09	0.37	-0.14	0.00	5,625	0.12	20221108
Ringcentral Inc	8	RNG	35.49	0.00	0.52	0.43	6	-0.35	-0.31	2	0.60	0.09	0.35	-0.14	0.00	3,383	0.37	20221109
Sanmina Corp	8	SANM	57.34	0.00	0.50	-0.17	6	-0.21	-0.35	3	0.14	-0.09	-0.23	0.00	0.00	3,315	1.33	20221107
Globalfoundries	8	GFS	57.01	0.00	0.50	-0.17	6	-0.21	-0.43	3	0.14	-0.12	-0.30	0.00	0.00	30,321	0.28	20221108
Digitalocn Hld	8	DOCN	35.28	0.00	0.50	-0.17	6	-0.07	-0.59	3	0.14	-0.24	-0.74	0.14	0.00	3,420	0.62	20221107
Digi Intl Inc	8	DGII	37.91	0.00	0.50	-0.17	6	-0.21	-0.35	3	0.14	-0.26	-0.66	0.00	0.00	1,330	1.53	20221110

Date: 11-01-2022

Stocks are grouped by SECTOR and sorted from most to least attactive based on integrated Polaris Score = iPSCORE (see "Report Headings" tab).

SECTOR CODES: 1-Energy, 2-Materials, 3-Industrials, 4-Consumer Discretionary, 5-Consumer Staples, 6-Healthcare

SECTOR CODES: 7-Financials, 8-Information Technology, 9-Communication Services, 10-Utilities, 11-Real Estate

							ABSOLUTE-SCALE METRICS			RELATIVE-SCALE METRICS								
COMPANY	SECTOR	TICKER	PRICE	YIELD	iPSCORE	Behavioral Preference Factor	ABS DCOORD	TECH OUTLK	FUNDA OUTLK	REL DCOORD	rPSCORE	VTCAVG	VSCORE	TSCORE	CSCORE	MKT CAP $millions	DAYS2TR	EPS REPORT DATE
Fair Isaac Inc	8	FICO	476.12	0.00	0.50	-0.17	6	-0.21	-0.35	3	0.14	-0.32	-0.80	0.00	0.00	12,023	0.23	20221109
Fabrinet	8	FN	116.27	0.00	0.50	-0.17	6	-0.21	-0.35	3	0.14	-0.33	-0.83	0.00	0.00	4,254	1.10	20221107
Coherent Corp	8	COHR	34.40	0.00	0.46	-1.37	6	1.33	-0.35	1	-0.96	0.97	0.87	1.54	0.00	4,760	0.57	20221109
Alarm.Com Hldgs	8	ALRM	58.74	0.00	0.46	-1.37	6	1.61	-0.55	1	-0.96	0.79	0.16	1.82	0.00	2,922	1.90	20221108
Q2 Holdings Inc	8	QTWO	31.23	0.00	0.46	-1.37	6	1.61	-0.59	1	-0.96	0.74	0.03	1.82	0.00	1,790	1.52	20221107
Liveramp Hldgs	8	RAMP	18.40	0.00	0.46	-1.37	6	1.33	-0.59	1	-0.96	0.72	0.25	1.54	0.00	1,235	2.75	20221108
Infineon Tech	8	IFNNY	24.69	0.85	0.31	-0.10	7	0.35	1.71	3	0.69	0.55	-0.16	0.56	1.95	32,243	2.61	20221109
Norton Lifelock	8	NLOK	22.96	2.18	0.31	-0.10	7	0.07	1.67	3	0.69	0.44	-0.15	0.28	1.95	13,119	0.23	20221108
Wix.Com Ltd	8	WIX	83.84	0.00	0.30	0.36	7	-1.05	1.75	2	0.60	0.08	0.08	-0.84	1.95	4,800	0.45	20221110
Diodes Inc	8	DIOD	72.09	0.00	0.30	0.36	7	-1.33	1.67	2	0.60	-0.02	0.10	-1.12	1.95	3,279	1.17	20221107
Viasat Inc	8	VSAT	41.45	0.00	0.25	-1.44	7	0.21	1.75	1	-0.96	0.72	0.41	0.42	1.95	3,132	1.34	20221108
Solaredge Tech	8	SEDG	225.25	0.00	-0.38	0.13	10	1.61	-1.34	7	-0.32	0.35	-0.39	1.82	-1.13	12,476	0.09	20221107
Jack Henry Assc	8	JKHY	201.24	0.97	-0.41	0.12	10	-0.21	-0.83	7	-1.06	-0.29	-0.42	0.00	-0.60	14,667	0.29	20221108
Flyware Corp	8	FLYW	21.24	0.00	-0.41	0.12	10	-0.07	-1.07	7	-1.06	-0.33	-0.66	0.14	-0.60	2,300	1.68	20221108
Bentley Systems	8	BSY	34.20	0.35	-0.41	0.12	10	-0.07	-1.26	7	-1.06	-0.61	-1.10	0.14	-1.13	9,466	1.06	20221108
Applovin Corp	8	APP	17.12	0.00	-0.43	-1.20	10	1.33	-1.07	5	-1.61	0.63	0.33	1.54	-0.60	6,434	0.75	20221109
Novanta Inc	8	NOVT	140.23	0.00	-0.54	0.87	11	-1.05	1.19	4	1.24	-0.04	-0.03	-0.84	1.58	4,998	1.16	20221108
Avid Tech Inc	8	AVID	27.69	0.00	-0.54	0.87	11	-1.33	1.15	4	1.24	-0.18	-0.12	-1.12	1.58	1,236	2.78	20221108
Jamf Holding Cp	8	JAMF	23.47	0.00	-0.54	0.87	11	-1.33	1.27	4	1.24	-0.38	-0.60	-1.12	1.58	2,833	2.84	20221109
Shift4 Payments	8	FOUR	46.18	0.00	-0.54	0.87	11	-1.61	1.27	4	1.24	-0.44	-0.48	-1.40	1.58	3,889	0.60	20221107
New Relic Inc	8	NEWR	58.92	0.00	-0.56	-0.39	11	0.07	1.27	3	0.69	0.29	-0.35	0.28	1.58	3,966	1.16	20221108
Teradata Corp	8	TDC	32.08	0.00	-0.57	0.07	11	-1.33	0.80	2	0.60	-0.18	0.10	-1.12	1.13	3,359	0.81	20221107
Marqeta Inc	8	MQ	7.78	0.00	-0.57	0.07	11	-1.61	1.27	2	0.60	-0.19	0.15	-1.40	1.58	4,223	0.64	20221109
Liveperson Inc	8	LPSN	10.60	0.00	-1.19	0.65	14	-1.33	-0.47	4	1.24	-0.46	-0.02	-1.12	0.00	795	2.40	20221107
Akamai Tech	8	AKAM	88.10	0.00	-1.19	0.65	14	-1.33	-0.43	4	1.24	-0.52	-0.17	-1.12	0.00	14,004	0.22	20221108
Pagseguro Digtl	8	PAGS	14.82	0.00	-1.22	-0.15	14	-1.05	-0.04	2	0.60	-0.03	0.46	-0.84	0.60	4,885	0.66	20221110
Envestnet Inc	8	ENV	49.74	0.00	-1.22	-0.15	14	-1.61	-0.08	2	0.60	-0.31	0.32	-1.40	0.60	2,745	1.96	20221108
Olo Inc	8	OLO	9.00	0.00	-1.23	-0.75	14	0.07	-0.55	3	0.14	-0.02	-0.33	0.28	0.00	1,431	2.40	20221109
Forgerock Inc	8	FORG	22.67	0.00	-1.23	-0.75	14	0.63	-0.59	3	0.14	-0.19	-1.32	0.84	0.00	1,928	0.35	20221109
Himax Tech-Adr	8	HIMX	5.86	21.16	-1.27	-1.94	14	0.07	-0.35	1	-0.96	0.69	1.44	0.28	0.00	1,021	2.80	20221110
Hut 8 Mining Cp	8	HUT	2.18	0.00	-1.27	-1.94	14	0.07	-0.11	1	-0.96	0.36	0.31	0.28	0.60	428	1.55	20221110
Lumentum Hldgs	8	LITE	75.42	0.00	-1.30	-2.28	14	0.07	-0.35	1	-1.70	0.19	0.19	0.28	0.00	5,141	0.46	20221108
Marathon Digitl	8	MARA	12.22	0.00	-1.64	2.02	16	-1.61	-1.07	8	0.97	-0.68	-0.01	-1.40	-0.60	1,427	0.13	20221109
Palantir Tech	8	PLTR	8.65	0.00	-1.65	2.08	16	-1.61	-1.07	8	0.51	-0.96	-0.71	-1.40	-0.60	17,855	0.09	20221107
Meta Materials	8	MMAT	1.15	0.00	-1.71	-0.31	16	0.07	-1.03	7	-1.06	-0.73	-1.82	0.28	-0.60	416	1.88	20221109
Communication Svcs																		
Amc Entertainmt	9	AMC	6.15	0.00	1.77	0.28	1	1.27	2.22	3	1.22	0.72	-0.36	1.33	2.55	3,178	0.19	20221108

Date: 11-01-2022

Stocks are grouped by SECTOR and sorted from most to least attactive based on integrated Polaris Score = iPSCORE (see "Report Headings" tab).

SECTOR CODES: 1-Energy, 2-Materials, 3-Industrials, 4-Consumer Discretionary, 5-Consumer Staples, 6-Healthcare

SECTOR CODES: 7-Financials, 8-Information Technology, 9-Communication Services, 10-Utilities, 11-Real Estate

							ABSOLUTE-SCALE METRICS			RELATIVE-SCALE METRICS								
COMPANY	SECTOR	TICKER	PRICE	YIELD	iPSCORE	Behavioral Preference Factor	ABS DCOORD	TECH OUTLK	FUNDA OUTLK	REL DCOORD	rPSCORE	VTCAVG	VSCORE	TSCORE	CSCORE	MKT CAP $millions	DAYS2TR	EPS REPORT DATE
Ziprecruitr Inc	9	ZIP	17.15	0.00	1.75	0.16	1	1.27	1.75	3	0.58	0.43	-0.92	1.33	2.21	2,038	2.44	20221109
Tencent Holding	9	TCEHY	28.42	0.63	1.71	-0.86	1	1.27	1.71	1	-0.72	1.06	0.49	1.33	2.21	273,082	0.21	20221109
Activision Blzd	9	ATVI	73.31	0.64	1.26	-0.98	3	1.27	1.19	1	-0.72	1.11	0.71	1.33	1.79	57,351	0.06	20221107
Tegna Inc	9	TGNA	20.79	1.83	0.66	1.21	6	-0.33	-0.39	4	1.44	-0.20	-0.19	-0.27	0.00	4,638	0.92	20221109
Radius Glbl Inf	9	RADI	9.44	0.00	0.61	1.48	6	-0.33	-0.39	6	-0.18	-0.12	0.14	-0.27	-0.60	899	2.55	20221108
Cargurus Inc	9	CARG	15.17	0.00	0.59	-1.17	6	1.27	-0.11	1	-0.72	0.95	0.63	1.33	0.68	1,801	1.25	20221108
Deutsche Telekm	9	DTEGY	19.25	3.45	0.44	1.15	7	-1.00	1.67	4	1.44	-0.42	-0.57	-0.93	2.21	91,658	2.54	20221111
Trade Desk Inc	8	TTD	53.08	0.00	0.07	-0.31	8	0.91	1.23	3	0.14	0.23	-1.35	1.12	1.58	25,735	0.09	20221109
Playtika Hldg	9	PLTK	9.66	0.00	-0.23	2.37	10	-0.33	-0.79	8	1.44	-0.47	-0.61	-0.27	-0.68	3,986	1.58	20221108
Endeavor Group	9	EDR	21.96	0.00	-0.25	2.37	10	-0.33	-0.99	8	0.90	-0.64	-1.01	-0.27	-0.68	15,475	0.92	20221110
Madison Sqr Ent	9	MSGE	49.11	0.00	-0.30	0.10	10	1.53	-1.07	7	-0.82	0.54	-0.22	1.60	-0.68	1,682	2.61	20221108
Take-Two Inter	9	TTWO	116.31	0.00	-0.30	0.10	10	1.27	-1.03	7	-0.82	0.43	-0.19	1.33	-0.68	13,470	0.14	20221107
Sk Telecom Co	9	SKM	19.67	5.76	-0.30	0.10	10	1.27	-0.99	7	-0.82	0.38	-0.32	1.33	-0.68	8,683	2.59	20221109
Iac Inc	9	IAC	50.72	0.00	-0.33	-0.69	10	1.27	-1.54	5	-1.58	0.65	0.45	1.33	-1.28	4,265	0.42	20221108
Nexstar Brdcstg	9	NXST	176.36	2.04	-0.70	-0.51	12	0.47	-0.31	3	0.58	0.16	-0.18	0.53	0.00	7,126	0.35	20221108
Liberty La-C	9	LILAK	8.05	0.00	-1.14	0.89	14	-1.27	-0.39	4	0.90	-0.85	-0.72	-1.20	0.00	1,783	2.34	20221108
Techtarget	9	TTGT	65.00	0.00	-1.16	0.99	14	-1.27	-0.27	4	0.25	-1.31	-1.75	-1.20	0.00	1,918	2.64	20221109
Magnite Inc	9	MGNI	7.41	0.00	-1.17	-0.47	14	-1.53	-0.04	2	-0.18	-0.27	0.69	-1.47	0.68	985	2.75	20221109
Tripadvisor Inc	9	TRIP	23.93	0.00	-1.17	-0.47	14	-1.40	-0.55	2	-0.18	-0.35	0.55	-1.33	0.00	3,341	0.57	20221107
News Corp-B	9	NWS	17.22	1.16	-1.17	-0.47	14	-1.27	-0.39	2	-0.18	-0.50	0.07	-1.20	0.00	10,012	1.23	20221108
News Corp New-A	9	NWSA	16.99	1.18	-1.22	-1.95	14	0.07	-0.08	1	-1.58	0.24	0.24	0.13	0.68	9,878	0.46	20221108
Bumble Inc	9	BMBL	25.09	0.00	-1.58	2.00	16	-1.53	-1.07	8	0.90	-1.11	-0.86	-1.47	-0.68	3,251	0.60	20221109
Roblox Corp	9	RBLX	44.31	0.00	-1.60	1.88	16	-1.00	-1.07	8	0.25	-1.31	-1.84	-0.93	-0.68	24,168	0.03	20221109
Ziff Davis Inc	9	ZD	77.80	0.00	-1.62	0.87	16	-1.27	-0.87	6	-0.18	-0.30	0.70	-1.20	-0.68	3,671	1.36	20221108
Disney Walt	9	DIS	106.00	0.00	-1.66	-1.06	16	0.07	-0.99	5	-1.58	0.12	0.30	0.13	-0.68	193,244	0.03	20221108
Utilities																		
Constellatn Egy	10	CEG	95.52	0.59	1.42	0.46	1	-0.23	2.22	4	0.11	-0.03	-0.41	-1.35	2.05	31,220	0.14	20221108
Nrg Energy Inc	10	NRG	44.03	3.18	0.98	-0.90	3	1.13	1.27	1	0.26	1.19	1.54	0.00	1.71	10,354	0.27	20221107
Southwest Gas	10	SWX	72.61	3.42	0.35	0.84	6	-0.08	-0.43	2	1.23	0.04	0.67	-1.20	0.00	4,854	0.70	20221108
Essential Utils	10	WTRG	44.14	2.60	0.33	0.51	6	1.73	-0.27	3	0.86	-0.09	-0.47	0.60	0.00	11,572	0.45	20221107
Sabesp -Adr	10	SBS	11.69	1.20	0.24	-0.08	6	-0.23	-0.27	4	-1.08	-0.63	-0.58	-1.35	0.00	7,990	0.51	20221110
Alliant Engy Cp	10	LNT	52.63	3.25	-0.63	0.70	10	1.73	-1.22	7	-0.49	-0.11	-0.02	0.60	-1.02	13,206	0.23	20221107
Atmos Energy Cp	10	ATO	106.27	2.56	-0.66	0.61	10	1.73	-1.22	7	-1.08	-0.56	-0.90	0.60	-1.02	14,866	0.29	20221109
Amer States Wtr	10	AWR	88.04	1.81	-0.66	0.61	10	1.58	-0.83	7	-1.08	-0.86	-1.66	0.45	-0.55	3,254	1.33	20221107
Northwest Natrl	10	NWN	47.75	4.06	-1.45	0.15	14	0.38	-0.27	2	1.23	0.24	0.85	-0.75	0.00	1,636	2.88	20221108
Allete Inc	10	ALE	56.15	4.63	-1.47	0.22	14	-1.43	-0.27	2	0.86	-0.48	0.32	-2.55	0.00	3,205	1.14	20221109
Hawaiian Elec	10	HE	37.81	3.70	-1.98	0.66	16	0.38	-0.79	6	-0.49	-0.31	0.03	-0.75	-0.55	4,139	1.75	20221107

Date: 11-01-2022

Stocks are grouped by SECTOR and sorted from most to least attactive based on integrated Polaris Score = iPSCORE (see "Report Headings" tab).

SECTOR CODES: 1-Energy, 2-Materials, 3-Industrials, 4-Consumer Discretionary, 5-Consumer Staples, 6-Healthcare

SECTOR CODES: 7-Financials, 8-Information Technology, 9-Communication Services, 10-Utilities, 11-Real Estate

							ABSOLUTE-SCALE METRICS			RELATIVE-SCALE METRICS								
COMPANY	SECTOR	TICKER	PRICE	YIELD	iPSCORE	Behavioral Preference Factor	ABS DCOORD	TECH OUTLK	FUNDA OUTLK	REL DCOORD	rPSCORE	VTCAVG	VSCORE	TSCORE	CSCORE	MKT CAP $millions	DAYS2TR	EPS REPORT DATE
Real Estate																		
Healthcare Rlty	11	HR	20.34	2.14	**0.86**	**-0.83**	6	1.44	0.08	1	0.63	1.33	2.07	1.37	0.55	4,659	0.47	20221109
Tricon Resident	11	TCN	8.51	2.73	**0.84**	**-1.17**	6	1.19	-0.31	1	0.02	0.84	1.40	1.12	0.00	2,330	2.32	20221109
Welltower Inc	11	WELL	60.10	4.06	**0.83**	**-0.67**	6	1.19	-0.43	3	-0.13	0.23	-0.42	1.12	0.00	27,283	0.15	20221107
Spirit Realty	11	SRC	39.38	6.73	**0.64**	**-0.55**	7	0.06	2.14	3	0.48	0.44	-0.75	0.00	2.05	5,369	0.84	20221108
Caretrust Reit	11	CTRE	18.56	5.93	**0.43**	**-0.61**	8	0.81	1.19	3	0.48	0.39	-1.03	0.75	1.44	1,801	2.52	20221108
Wework Inc	11	WE	2.71	0.00	**-0.04**	**-0.69**	10	1.19	-0.99	5	-0.58	0.36	0.93	1.12	-0.96	1,966	1.58	20221110
Redfin Corp	11	RDFN	4.76	0.00	**-0.07**	**-0.25**	10	1.19	-1.03	7	-1.10	0.14	-0.14	1.12	-0.55	516	1.10	20221109
Sabra Healthcr	11	SBRA	13.61	8.82	**-0.07**	**-0.25**	10	1.44	-1.22	7	-1.10	0.08	-0.10	1.37	-1.03	3,143	1.13	20221107
Natl Health Inv	11	NHI	55.50	6.49	**-0.45**	**-1.04**	12	0.81	-0.27	3	-0.13	0.21	-0.12	0.75	0.00	2,478	1.64	20221108
Apartment Invt	11	AIV	7.94	0.00	**-0.68**	**-0.88**	13	1.06	-1.26	5	-0.58	0.43	1.32	1.00	-1.03	1,207	1.58	20221108
Sunstone Hotel	11	SHO	11.14	0.45	**-0.82**	**0.89**	14	-0.94	-0.39	4	1.15	-0.33	-0.01	-1.00	0.00	2,365	0.78	20221108
Apple Hosp Reit	11	APLE	17.19	5.58	**-0.84**	**1.00**	14	-0.94	-0.27	4	0.70	-0.60	-0.81	-1.00	0.00	3,934	0.84	20221107
N/A																		
Compass Inc	8	COMP	2.55	0.00	**0.52**	**-0.03**	6	1.33	-0.08	3	0.69	0.68	-0.15	1.54	0.60	1,102	2.83	20221110

Date: 11-01-2022

Stocks are grouped by SECTOR and sorted from most to least attactive based on integrat

SECTOR CODES: 1-Energy, 2-Materials, 3-Industrials, 4-Consumer Discretionary, 5-Consumer

SECTOR CODES: 7-Financials, 8-Information Technology, 9-Communication Services, 10-Utiliti

COMPANY	SECTOR	TICKER	PRICE	YIELD	iPSCORE	Behavioral Preference Factor	INDUSTRY GROUP
Energy							
Hf Sinclair Cp	1	DINO	62.04	2.58	1.60	1.52	OTHER ALT ENERGY
Golar Lng Ltd	1	GLNG	27.31	0.00	1.59	0.28	TRANSPORTATION-SHIP
Atlantica Sustn	1	AY	28.00	6.36	1.57	-0.01	OTHER ALT ENERGY
Gevo Inc	1	GEVO	2.29	0.00	1.52	1.76	OTHER ALT ENERGY
Dht Holdings	1	DHT	9.11	1.76	1.18	1.40	TRANSPORTATION-SHIP
Northrn Oil&Gas	1	NOG	34.56	2.89	1.18	1.40	OIL & GAS-U S EXPLO & PROD
Ypf Sa D Cv Adr	1	YPF	8.26	0.00	1.17	-0.22	OIL & GAS-INTL INTEGRATED
Excelerate Egy	1	EE	26.82	0.37	1.17	0.45	OTHER ALT ENERGY
Intl Seaways	1	INSW	43.88	1.09	1.15	-0.52	TRANSPORTATION-SHIP
Archaea Energy	1	LFG	25.74	0.00	0.57	1.17	OTHER ALT ENERGY
Diamondback Egy	1	FANG	158.63	1.89	0.55	-0.83	OIL & GAS-U S EXPLO & PROD
Viper Energy	1	VNOM	33.58	9.65	0.53	-1.12	OIL & GAS-U S EXPLO & PROD
Tc Energy Corp	1	TRP	43.76	6.00	0.53	-1.12	OTHER ALT ENERGY
Kosmos Energy	1	KOS	6.66	0.00	0.37	-0.63	INTERNATIONAL E&P
Cactus Inc-A	1	WHD	51.00	0.86	0.35	-0.08	OIL & GAS-U S INTEGRATED
Diamond Offshor	1	DO	9.72	0.00	-0.27	1.88	OIL & GAS-DRILLNG
Delek Us Hldgs	1	DK	30.50	2.62	-0.30	1.20	OIL REFINING & MARKETING
W&T Offshore	1	WTI	7.76	0.00	-0.30	1.20	OIL & GAS-U S EXPLO & PROD
Vermilion Egy	1	VET	23.83	1.02	-0.33	-0.90	INTERNATIONAL E&P
Permian Res Cp	1	PR	10.14	0.00	-0.33	-0.90	OIL & GAS-U S EXPLO & PROD
Occidental Pet	1	OXY	73.80	0.70	-0.33	-0.90	OIL & GAS-U S INTEGRATED
New Fortrss Egy	1	NFE	54.50	0.73	-0.33	-0.90	OIL & GAS-INTL INTEGRATED
Maxeon Solr Tec	1	MAXN	17.28	0.00	-0.94	0.11	SOLAR
Sitio Royalties	1	STR	28.49	9.97	-1.01	-1.06	OIL & GAS-U S ROYALTY TR
Ecopetrol- Adr	1	EC	10.19	14.32	-1.07	-0.91	EMERGING MARKETS INTEGRATED
Vertex Energy	1	VTNR	8.64	0.00	-1.10	-0.26	POLLUTION CONTROL EQ & SVS
Clean Egy Fuels	1	CLNE	6.70	0.00	-1.55	-0.30	UTILITY-GAS DISTRIBUTION
Materials							
Alpha Metal Rsc	2	AMR	166.59	0.94	1.50	0.06	MINING-MISC
Sylvamo Corp	2	SLVM	48.19	0.93	0.85	0.87	PAPER & PAPER PRODUCTS
Amyris Inc	2	AMRS	2.94	0.00	0.85	0.87	CHEMICALS-SPECIALTY
Cabot Corp	2	CBT	73.29	2.02	-0.12	1.19	CHEMICALS-DIVERSIFIED
Intl Flvrs&Frag	2	IFF	95.45	3.39	-0.14	-0.83	CONSUMER PROD-MISC STAPLES
Ssr Mining Inc	2	SSRM	13.91	2.01	-0.17	-0.91	MINING-MISC
Westrock Co	2	WRK	34.05	2.94	-0.17	-0.92	PAPER & PAPER PRODUCTS
Ashland Global	2	ASH	104.79	1.28	-0.27	0.46	CHEMICALS-SPECIALTY

Date: 11-01-2022

Stocks are grouped by SECTOR and sorted from most to least attactive based on integrat

SECTOR CODES: 1-Energy, 2-Materials, 3-Industrials, 4-Consumer Discretionary, 5-Consumer

SECTOR CODES: 7-Financials, 8-Information Technology, 9-Communication Services, 10-Utiliti

COMPANY	SECTOR	TICKER	PRICE	YIELD	iPSCORE	Behavioral Preference Factor	INDUSTRY GROUP
Southern Copper	2	SCCO	50.01	6.00	-0.95	0.22	MINING-NON FERROUS
Dupont De Nemrs	2	DD	58.70	2.25	-0.95	0.22	CHEMICALS-DIVERSIFIED
Coeur Mining	2	CDE	3.93	0.00	-0.97	0.51	MINING-NON FERROUS
Fortuna Silver	2	FSM	2.86	0.00	-0.97	0.51	MINING-SILVER
Energy Fuels	2	UUUU	7.01	0.00	-0.97	0.51	MINING-NON FERROUS
Gerdau Sa Adr	2	GGB	5.13	10.85	-0.97	0.51	STEEL-PRODUCERS
Arcelor Mittal	2	MT	22.66	1.43	-0.97	0.51	STEEL-PRODUCERS
Icl Group Ltd	2	ICL	9.14	10.02	-1.00	-1.22	CHEMICALS-SPECIALTY
Hecla Mining	2	HL	4.63	0.54	-1.42	2.29	MINING-SILVER
Mosaic Co/The	2	MOS	54.45	1.10	-1.42	2.29	FERTILIZERS
Franco Nv Cp	2	FNV	125.45	1.02	-1.47	0.70	MINING-GOLD
Century Alum Co	2	CENX	7.30	0.00	-1.54	-1.34	METAL PROC & FABRICATION
Industrials							
Masonite Int Cp	3	DOOR	72.71	0.00	1.74	0.81	BLDG PROD-WOOD
Legalzoom.Com	3	LZ	9.19	0.00	1.71	0.19	INDUSTRIAL SERVICES
Rbc Bearings	3	RBC	251.92	0.00	1.29	0.05	MACHINERY-GEN INDUSTRIAL
Kornit Digital	3	KRNT	26.92	0.00	1.25	-1.04	PRINTING-COMMERCIAL
Bwx Technolgs	3	BWXT	57.63	1.53	1.25	-1.04	ELEC-MISC COMPONENTS
Danaos Corp	3	DAC	59.52	5.04	0.67	-0.17	TRANSPORTATION-SHIP
Gxo Logistics	3	GXO	37.46	0.00	0.65	-0.92	TRANSPORT-AIR FREIGHT
3D Systems Corp	8	DDD	8.96	0.00	0.52	0.43	COMPUTER-MINI
Aaon Inc	3	AAON	65.00	0.58	-0.25	-1.23	BLDG PROD-AIR COND/HEAT
Clarivate Anlyt	3	CLVT	10.44	0.00	-0.25	-1.23	INTERNET SOFTWARE
Blink Charging	3	BLNK	14.46	0.00	-0.25	-0.30	ELEC MISC SERVICES
Axon Enterprise	3	AXON	147.59	0.00	-0.25	-0.30	PROTECTION-SFTY EQ & SVC
Array Tech Inc	3	ARRY	18.43	0.00	-0.25	-0.30	SOLAR
Iaa Inc	3	IAA	39.33	0.00	-0.34	0.88	AUTO MFRS-DOMESTIC
Tetra Tech New	3	TTEK	141.78	0.65	-0.34	0.88	POLLUTION CONTROL EQ & SVS
Veritiv Corp	3	VRTV	116.77	0.00	-0.34	0.88	PAPER & PAPER PRODUCTS
Builders Firsts	3	BLDR	61.58	0.00	-0.34	0.88	BLDG PROD-RETAIL/WHLSLE
Microvast Hldgs	3	MVST	2.40	0.00	-0.36	0.07	TECHNOLOGY SERVICES
Embraer Air-Adr	3	ERJ	10.70	0.00	-0.36	0.07	AEROSPACE/DEFENSE
Plug Power Inc	3	PLUG	15.69	0.00	-0.58	-0.61	MACHINERY-ELECTRICAL
Pgt Inc	3	PGTI	21.15	0.00	-0.78	2.34	BLDG & CONST PROD-MISC
Acv Auctions	3	ACVA	9.04	0.00	-0.97	0.86	ELECTRONIC COMMERCE
Rocket Lab Usa	3	RKLB	5.20	0.00	-0.97	0.86	AEROSPACE/DEFENSE
Amerco Inc	3	UHAL	566.93	0.00	-0.98	-0.15	TRANSPORTATION-EQP & LSNG

Date: 11-01-2022

Stocks are grouped by SECTOR and sorted from most to least attactive based on integrat

SECTOR CODES: 1-Energy, 2-Materials, 3-Industrials, 4-Consumer Discretionary, 5-Consumer

SECTOR CODES: 7-Financials, 8-Information Technology, 9-Communication Services, 10-Utiliti

COMPANY	SECTOR	TICKER	PRICE	YIELD	iPSCORE	Behavioral Preference Factor	INDUSTRY GROUP
Mueller Water	3	MWA	11.75	1.97	-0.98	-0.15	STEEL-PIPE & TUBES
Lyft Inc-A	3	LYFT	15.15	0.00	-1.00	-0.76	INTERNET SERVICES
Azul Sa	3	AZUL	9.56	0.00	-1.02	-0.90	TRANSPORTATION-AIRLINE
Sunpower Corp-A	3	SPWR	18.25	0.00	-1.23	1.10	SOLAR
Expeditors Intl	3	EXPD	98.84	1.36	-1.42	1.04	TRANSPORTATION-SVCS
Ryanair Hldgs	3	RYAAY	68.99	0.00	-1.44	1.03	TRANSPORTATION-AIRLINE
Enersys Inc	3	ENS	67.28	1.04	-1.44	1.03	MACHINERY-ELECTRICAL
Middleby Corp	3	MIDD	141.39	0.00	-1.44	1.03	MACHINERY-GEN INDUSTRIAL
Genco Shpg&Trdg	3	GNK	14.10	14.18	-1.48	-1.66	TRANSPORTATION-SHIP
Siemens Ag-Adr	3	SIEGY	55.64	3.00	-1.50	-0.73	INDUSTRIAL SERVICES
Consumer Discr							
Sweetgreen Inc	4	SG	18.24	0.00	1.80	1.90	RETAIL-FOOD & RESTAURANTS
Rivian Automotv	4	RIVN	33.48	0.00	1.79	0.84	AUTO MFRS-DOMESTIC
Dillards Inc-A	4	DDS	331.69	0.24	1.77	0.48	RETAIL-REGNL DEPT STRS
Fiverr Intl Ltd	4	FVRR	30.75	0.00	1.26	0.68	ELECTRONIC COMMERCE
Contextlogic	4	WISH	0.76	0.00	1.21	-1.09	ELECTRONIC COMMERCE
Canoo Inc	4	GOEV	1.37	0.00	1.21	-1.09	AUTO MFRS-DOMESTIC
Coupang Inc	4	CPNG	17.24	0.00	0.78	1.59	ELECTRONIC COMMERCE
Xpel Inc	4	XPEL	69.75	0.00	0.44	1.35	AUTO/TRUCK-ORIGINAL EQP
Wolverine World	4	WWW	17.37	2.30	0.41	-1.61	SHOES & REL APPAREL
Mister Car Wash	4	MCW	9.02	0.00	0.41	0.43	CONS SERVICES - MISC
Poshmark Inc	4	POSH	17.77	0.00	0.41	0.43	ELECTRONIC COMMERCE
Nio Inc-Adr	4	NIO	9.71	0.00	0.39	-0.99	AUTO MFRS-FOREIGN
Lucid Group Inc	4	LCID	13.62	0.00	0.39	-0.99	AUTO MFRS-DOMESTIC
Adidas Ag-Adr	4	ADDYY	48.95	2.53	0.37	-0.85	SHOES & REL APPAREL
Xometry Inc	4	XMTR	58.56	0.00	0.35	-0.65	MACHINERY-GEN INDUSTRIAL
Seaworld Entert	4	SEAS	59.13	0.00	0.24	0.37	LEISURE & RECREATION SVCS
Capri Holdings	4	CPRI	46.50	0.00	0.19	-1.40	RETAIL-APPAREL/SHOE
Irobot Corp	4	IRBT	56.53	0.00	-0.39	-1.08	INDSTRL AUTOMTN/ROBOTICS
Tapestry Inc	4	TPR	32.16	3.73	-0.61	0.89	RETAIL-APPAREL/SHOE
Hanesbrands Inc	4	HBI	6.90	8.70	-0.65	-1.16	TEXTILE-APPAREL MFG
Sally Beauty Co	4	SBH	12.91	0.00	-0.65	-1.16	RETAIL-MISC/DIVERSIFIED
Yeti Holdings	4	YETI	32.50	0.00	-0.65	-1.16	LEISURE & RECREATION PROD
Tata Motors-Adr	4	TTM	25.65	0.00	-0.67	-0.96	AUTO MFRS-FOREIGN
Cnh Industrial	4	CNHI	12.88	0.00	-0.78	0.07	AUTO MFRS-FOREIGN
Intl Game New	4	IGT	20.22	3.96	-0.78	0.07	GAMING
Choice Htl Intl	4	CHH	130.38	0.73	-0.78	0.07	HOTELS & MOTELS

Date: 11-01-2022

Stocks are grouped by SECTOR and sorted from most to least attactive based on integrat

SECTOR CODES: 1-Energy, 2-Materials, 3-Industrials, 4-Consumer Discretionary, 5-Consumer

SECTOR CODES: 7-Financials, 8-Information Technology, 9-Communication Services, 10-Utiliti

COMPANY	SECTOR	TICKER	PRICE	YIELD	iPSCORE	Behavioral Preference Factor	INDUSTRY GROUP
Global E Online	4	GLBE	24.85	0.00	-1.02	1.26	ELECTRONIC COMMERCE
Duolingo Inc	4	DUOL	81.23	0.00	-1.02	2.81	TECHNOLOGY SERVICES
Warby Parker	4	WRBY	15.96	0.00	-1.55	-0.16	MEDICAL PRODUCTS
Norwegian Cruis	4	NCLH	16.79	0.00	-1.55	-0.16	LEISURE & RECREATION SVCS
Everi Holdings	4	EVRI	19.13	0.00	-1.55	-0.16	BUSINESS SERVICES
Light&Wonder	4	LNW	56.70	0.00	-1.57	-0.17	GAMING
Six Flags Entmt	4	SIX	22.67	0.00	-1.60	0.74	LEISURE & RECREATION SVCS
D R Horton Inc	4	DHI	77.37	1.16	-1.63	0.58	BLDG-RESIDENT/COMMRCL
Wynn Resrts Ltd	4	WYNN	67.86	0.00	-1.63	0.58	GAMING
Planet Fitness	4	PLNT	65.50	0.00	-1.67	-1.47	LEISURE & RECREATION SVCS
Natl Vision Hld	4	EYE	37.66	0.00	-2.11	0.58	MEDICAL PRODUCTS
Wendys Co/The	4	WEN	20.82	2.40	-2.14	0.43	RETAIL-FOOD & RESTAURANTS
Hilton Grand Va	4	HGV	39.07	0.00	-2.14	0.43	HOTELS & MOTELS
Ralph Lauren Cp	4	RL	93.51	3.21	-2.14	0.43	TEXTILE-APPAREL MFG
Dutch Bros Inc	4	BROS	35.37	0.00	-2.20	-1.42	BEVERAGES-SOFT DRINKS
Consumer Staple							
Sunopta Inc	5	STKL	11.52	0.00	1.78	1.71	FOOD-MISC/DIVERSIFIED
Beyond Meat Inc	5	BYND	15.32	0.00	1.74	-0.34	FOOD-MEAT PRODUCTS
Darling Ingrdnt	5	DAR	79.11	0.00	1.38	1.59	FOOD-MISC/DIVERSIFIED
Celsius Holding	5	CELH	90.56	0.00	0.96	1.47	FOOD-MISC/DIVERSIFIED
Nomad Foods Ltd	5	NOMD	15.40	0.00	0.76	0.34	FOOD-MISC/DIVERSIFIED
Brf-Brasil Food	5	BRFS	2.44	0.00	0.76	0.34	FOOD-MISC/DIVERSIFIED
Grocery Outlet	5	GO	34.30	0.00	0.72	-1.23	CONSUMER PROD-MISC STAPLES
B&G Foods Cl-A	5	BGS	16.20	11.73	0.72	-1.23	FOOD-MISC/DIVERSIFIED
Us Foods Hldg	5	USFD	29.61	0.00	0.54	0.27	FOOD-MISC/DIVERSIFIED
Sprouts Fmr Mkt	5	SFM	28.73	0.00	0.52	-1.29	FOOD ITEMS-WHOLESALE
Blue Apron Hldg	5	APRN	2.38	0.00	0.32	-1.35	FOOD-MISC/DIVERSIFIED
Edgewell Persnl	5	EPC	39.39	1.52	-0.06	1.27	CONSUMER PROD-MISC STAPLES
Treehouse Foods	5	THS	49.93	0.00	-0.08	1.16	FOOD-MISC/DIVERSIFIED
Beauty Hlth Co	5	SKIN	11.21	0.00	-0.08	1.16	MEDICAL SERVICES
Olaplex Hldgs	5	OLPX	4.52	0.00	-0.12	0.08	COSMETICS & TOILETRIES
Coty Inc	5	COTY	6.89	0.00	-0.12	-0.73	COSMETICS & TOILETRIES
Performance Fg	5	PFGC	52.67	0.00	-0.22	1.12	FOOD ITEMS-WHOLESALE
Spartan Nash Co	5	SPTN	35.16	2.39	-0.28	-1.04	FOOD ITEMS-WHOLESALE
Flowers Foods	5	FLO	28.57	3.08	-0.28	-1.04	FOOD-MISC/DIVERSIFIED
Reynolds Consmr	5	REYN	30.20	3.05	-0.88	-1.22	CONSUMER PROD-MISC DISCRECTN
Hain Celestial	5	HAIN	19.15	0.00	-1.33	-0.92	FOOD-MISC/DIVERSIFIED

Date: 11-01-2022

Stocks are grouped by SECTOR and sorted from most to least attactive based on integrat

SECTOR CODES: 1-Energy, 2-Materials, 3-Industrials, 4-Consumer Discretionary, 5-Consumer

SECTOR CODES: 7-Financials, 8-Information Technology, 9-Communication Services, 10-Utiliti

COMPANY	SECTOR	TICKER	PRICE	YIELD	iPSCORE	Behavioral Preference Factor	INDUSTRY GROUP
Health Care							
Emergent Biosol	6	EBS	20.92	0.00	1.55	0.82	MEDICAL-BIOMED/GENETICS
Ligand Pharma-B	6	LGND	84.61	0.00	1.54	0.81	MEDICAL-BIOMED/GENETICS
Agenus Inc	6	AGEN	2.51	0.00	1.54	0.81	MEDICAL-BIOMED/GENETICS
Silk Rd Medical	6	SILK	44.13	0.00	1.52	0.34	MEDICAL INSTRUMENTS
Haemonetics Cp	6	HAE	83.96	0.00	1.52	0.34	MEDICAL PRODUCTS
Shockwave Med	6	SWAV	292.05	0.00	1.52	0.34	MEDICAL INSTRUMENTS
Verve Therptics	6	VERV	36.44	0.00	1.47	-1.03	MEDICAL-DRUGS
Abcellara Biolg	6	ABCL	11.50	0.00	1.47	-1.03	MEDICAL-BIOMED/GENETICS
Revance Therap	6	RVNC	22.46	0.00	1.34	1.35	MEDICAL-BIOMED/GENETICS
Prometheus Bio	6	RXDX	51.35	0.00	1.33	1.55	MEDICAL-BIOMED/GENETICS
Becton Dickinso	6	BDX	233.88	1.49	1.12	0.33	MEDICAL/DENTAL-SUPPLIES
Immunocore Hldg	6	IMCR	56.87	0.00	1.12	0.33	MEDICAL-BIOMED/GENETICS
Akous Inc	6	AKUS	13.13	0.00	1.12	0.66	MEDICAL-BIOMED/GENETICS
Catalyst Pharma	6	CPRX	13.98	0.00	1.10	0.19	MEDICAL-DRUGS
Natera Inc	6	NTRA	46.67	0.00	1.10	0.19	MEDICAL SERVICES
Akero Therp Inc	6	AKRO	43.36	0.00	1.10	0.19	MEDICAL-BIOMED/GENETICS
Genmab A/S -Adr	6	GMAB	38.36	0.00	1.10	0.19	MEDICAL-BIOMED/GENETICS
Xenon Pharmact	6	XENE	37.12	0.00	1.08	0.05	MEDICAL-BIOMED/GENETICS
Nanostring Tech	6	NSTG	10.70	0.00	1.07	-0.77	MEDICAL PRODUCTS
89Bio Inc	6	ETNB	9.48	0.00	1.07	-0.77	MEDICAL-BIOMED/GENETICS
Plant Therapeut	6	PLRX	25.16	0.00	1.06	-0.10	MEDICAL-BIOMED/GENETICS
Neogenomics Inc	6	NEO	7.65	0.00	1.05	-1.18	MEDICAL-BIOMED/GENETICS
Clover Health	6	CLOV	1.59	0.00	0.49	0.44	MEDICAL INFORMATION SYSTEMS
Arcutis Biother	6	ARQT	18.21	0.00	0.47	-0.03	MEDICAL-BIOMED/GENETICS
Nuvalent Inc	6	NUVL	33.70	0.00	0.47	0.44	MEDICAL-BIOMED/GENETICS
Cassava Science	6	SAVA	35.96	0.00	0.47	0.44	MEDICAL-DRUGS
Mirati Theraptc	6	MRTX	67.49	0.00	0.45	-0.17	MEDICAL-BIOMED/GENETICS
Ionis Pharmact	6	IONS	44.83	0.00	0.45	-0.17	MEDICAL-DRUGS
Actinium Pharma	6	ATNM	13.25	0.00	0.45	-0.17	MEDICAL-DRUGS
Azenta Inc	6	AZTA	45.65	0.22	0.44	-0.99	MEDICAL INFORMATION SYSTEMS
Figs Inc	6	FIGS	7.13	0.00	0.44	-0.99	RETAIL-APPAREL/SHOE
Zai Lab Ltd-Adr	6	ZLAB	25.02	0.00	0.41	-1.40	MEDICAL-BIOMED/GENETICS
Alcon Inc	6	ALC	60.47	0.00	0.41	-1.40	MEDICAL INSTRUMENTS
Elanco Animal	6	ELAN	13.28	0.00	0.41	-1.40	MEDICAL-OUTPNT/HM CARE
Eqrx Inc	6	EQRX	5.30	0.00	0.41	-1.40	MEDICAL-DRUGS
Masimo Corp	6	MASI	131.63	0.00	0.41	-1.40	MEDICAL INSTRUMENTS

Date: 11-01-2022

Stocks are grouped by SECTOR and sorted from most to least attactive based on integrat

SECTOR CODES: 1-Energy, 2-Materials, 3-Industrials, 4-Consumer Discretionary, 5-Consumer

SECTOR CODES: 7-Financials, 8-Information Technology, 9-Communication Services, 10-Utiliti

COMPANY	SECTOR	TICKER	PRICE	YIELD	iPSCORE	Behavioral Preference Factor	INDUSTRY GROUP
Inhibrx Inc	6	INBX	33.33	0.00	0.40	-0.46	MEDICAL-BIOMED/GENETICS
Globus Medical	6	GMED	66.92	0.00	0.29	0.98	MEDICAL INSTRUMENTS
Zentalis Pharma	6	ZNTL	25.60	0.00	0.26	-0.11	MEDICAL-BIOMED/GENETICS
Bayer A G -Adr	6	BAYRY	13.27	2.65	0.23	-1.06	LARGE CAP PHARMA
Jazz Pharmaceut	6	JAZZ	145.61	0.00	0.20	-1.47	MEDICAL-DRUGS
Altimmune Inc	6	ALT	12.51	0.00	-0.14	1.03	MEDICAL-DRUGS
Amicus Therapt	6	FOLD	10.36	0.00	-0.16	-0.25	MEDICAL-BIOMED/GENETICS
Dice Therapeut	6	DICE	37.25	0.00	-0.36	2.51	MEDICAL-BIOMED/GENETICS
Adapthealth Cp	6	AHCO	22.95	0.00	-0.39	1.49	MEDICAL PRODUCTS
Icu Medical Inc	6	ICUI	147.16	0.00	-0.40	0.13	MEDICAL PRODUCTS
R1 Rcm Inc	6	RCM	17.71	0.00	-0.40	0.13	TECHNOLOGY SERVICES
Amylyx Pharma	6	AMLX	35.87	0.00	-0.40	0.13	MEDICAL-DRUGS
Royalty Pharma	6	RPRX	42.22	1.80	-0.40	0.13	FINANCE-MISC SERVICES
Doximity Inc	6	DOCS	26.23	0.00	-0.40	0.13	MEDICAL SERVICES
Novavax Inc	6	NVAX	22.00	0.00	-0.40	0.13	MEDICAL-BIOMED/GENETICS
Supernus Pharma	6	SUPN	34.31	0.00	-0.43	0.12	MEDICAL-GENERIC DRUGS
Halozyme Thera	6	HALO	48.28	0.00	-0.43	0.12	MEDICAL-BIOMED/GENETICS
Signify Health	6	SGFY	29.22	0.00	-0.43	0.12	MEDICAL INFORMATION SYSTEMS
Cytek Biosci	6	CTKB	15.51	0.00	-0.43	0.12	MEDICAL-BIOMED/GENETICS
Brookdale Senr	6	BKD	4.41	0.00	-0.43	0.12	MEDICAL-NURSING HOMES
Biohaven Ltd	6	BHVN	16.76	0.00	-0.43	0.12	MEDICAL-BIOMED/GENETICS
Fibrogen Inc	6	FGEN	17.43	0.00	-0.43	0.12	MEDICAL-DRUGS
Celldex Therapt	6	CLDX	35.35	0.00	-0.43	0.12	MEDICAL-BIOMED/GENETICS
Vaxcyte Inc	6	PCVX	45.00	0.00	-0.45	-1.23	MEDICAL-BIOMED/GENETICS
Steris Plc	6	STE	172.87	1.09	-0.45	-1.23	MEDICAL INSTRUMENTS
Perrigo Co Plc	6	PRGO	40.11	2.59	-0.47	-1.24	MEDICAL PRODUCTS
Establshmt Labs	6	ESTA	56.87	0.00	-0.47	-1.24	MEDICAL SERVICES
Zymeworks Inc	6	ZYME	7.45	0.00	-0.56	0.89	MEDICAL-BIOMED/GENETICS
Fulgent Genetic	6	FLGT	40.25	0.00	-0.57	0.08	MEDICAL INFORMATION SYSTEMS
Invitae Corp	6	NVTA	2.86	0.00	-0.57	0.08	MEDICAL INFORMATION SYSTEMS
Cano Health	6	CANO	3.33	0.00	-0.87	-1.38	MEDICAL SERVICES
Cti Biopharma	6	CTIC	5.21	0.00	-0.99	2.29	MEDICAL-DRUGS
Sage Therapeutc	6	SAGE	37.88	0.00	-0.99	2.29	MEDICAL-DRUGS
Axsome Therptcs	6	AXSM	48.87	0.00	-0.99	2.29	MEDICAL-BIOMED/GENETICS
Privia Hlth Grp	6	PRVA	32.69	0.00	-1.02	1.27	MEDICAL INFORMATION SYSTEMS
Meridian Biosci	6	VIVO	32.00	0.00	-1.04	-0.09	MEDICAL PRODUCTS
Recursion Pharm	6	RXRX	10.55	0.00	-1.04	-0.09	MEDICAL-DRUGS

Date: 11-01-2022

Stocks are grouped by SECTOR and sorted from most to least attactive based on integrat

SECTOR CODES: 1-Energy, 2-Materials, 3-Industrials, 4-Consumer Discretionary, 5-Consumer

SECTOR CODES: 7-Financials, 8-Information Technology, 9-Communication Services, 10-Utiliti

COMPANY	SECTOR	TICKER	PRICE	YIELD	iPSCORE	Behavioral Preference Factor	INDUSTRY GROUP
Apellis Pharma	6	APLS	60.66	0.00	-1.06	-0.10	MEDICAL-BIOMED/GENETICS
Xencor Inc	6	XNCR	28.27	0.00	-1.19	0.67	MEDICAL-DRUGS
Reata Pharmac	6	RETA	33.53	0.00	-1.19	0.67	MEDICAL-BIOMED/GENETICS
Revolution Meds	6	RVMD	20.79	0.00	-1.19	0.67	MEDICAL-DRUGS
Vericel Corp	6	VCEL	27.37	0.00	-1.19	0.67	MEDICAL-BIOMED/GENETICS
Perkinelmer Inc	6	PKI	136.57	0.21	-1.21	-0.62	INSTRUMENTS-SCIENTIFIC
Mirum Pharmact	6	MIRM	23.09	0.00	-1.21	-0.62	MEDICAL-BIOMED/GENETICS
Qiagen Nv	6	QGEN	44.05	0.00	-1.21	-0.15	MEDICAL-BIOMED/GENETICS
Biontech Se	6	BNTX	144.08	0.00	-1.27	-1.99	MEDICAL-BIOMED/GENETICS
Oak Street Hlth	6	OSH	20.42	0.00	-1.44	1.12	MEDICAL-OUTPNT/HM CARE
Nuvasive Inc	6	NUVA	44.71	0.00	-1.62	2.07	MEDICAL PRODUCTS
Mannkind Corp	6	MNKD	3.47	0.00	-1.62	2.07	MEDICAL-BIOMED/GENETICS
Inovio Pharmac	6	INO	2.12	0.00	-1.64	2.13	MEDICAL-BIOMED/GENETICS
Aurora Cannabis	6	ACB	1.35	0.00	-1.65	1.04	MEDICAL PRODUCTS
Canopy Growth	6	CGC	3.49	0.00	-1.65	1.04	MEDICAL PRODUCTS
Viatris Inc	6	VTRS	10.25	4.68	-1.65	1.04	MEDICAL SERVICES
Surgery Partnrs	6	SGRY	28.15	0.00	-1.67	-0.31	MEDICAL SERVICES
Astrazeneca Plc	6	AZN	59.85	1.52	-1.67	-0.31	LARGE CAP PHARMA
Pacific Biosci	6	PACB	8.81	0.00	-1.69	-0.32	MEDICAL INSTRUMENTS
Cerevel Therps	6	CERE	29.32	0.00	-1.71	-1.67	MEDICAL-DRUGS
Financials							
Amer Equity Inv	7	AEL	42.51	0.80	1.72	1.60	INSURANCE-LIFE
Blackstn Scr Ld	7	BXSL	23.36	10.27	1.72	1.60	FINANCE-SBIC & COMMRCL
Tpg Inc	7	TPG	31.72	4.92	1.67	0.04	FINANCE-INVESTMENT MGMT
Ryan Specialty	7	RYAN	45.22	0.00	1.30	1.47	INSURANCE-BROKERS
Starwood Proprt	7	STWD	20.81	9.23	1.30	1.47	REIT-MORTGAGE TRUST
Fs Kkr Capital	7	FSK	19.35	12.61	1.29	0.87	FINANCE-SBIC & COMMRCL
Upstart Hldgs	7	UPST	22.17	0.00	0.62	-0.28	IT SERVICES
Sumitomo-Mitsui	7	SMFG	5.62	4.55	0.58	-1.36	BANKS-FOREIGN
Lufax Holding	7	LU	1.52	19.74	0.58	-1.36	FINANCE-MISC SERVICES
Banco Sant-Ads	7	BSBR	5.70	5.80	0.58	-1.36	BANKS-FOREIGN
Ambac Finl Grp	7	AMBC	13.90	0.00	0.03	1.25	INSURANCE-PROP/CAS/TITLE
Green Dot Cp-A	7	GDOT	19.54	0.00	-0.22	1.30	FINANCIAL TRANSACTION SERVICES
Carlyle Grp Inc	7	CG	28.35	4.59	-0.22	1.83	FINANCE-PUBLIC TD INV FD
Two Harbors Inv	7	TWO	3.55	19.16	-0.22	1.83	REIT-MORTGAGE TRUST
Ellington Finl	7	EFC	13.11	13.73	-0.22	1.83	FINANCE-MRTG & REL SVC
Walker & Dunlop	7	WD	90.04	2.67	-0.28	-0.26	FINANCE-MRTG & REL SVC

Date: 11-01-2022

Stocks are grouped by SECTOR and sorted from most to least attactive based on integrat

SECTOR CODES: 1-Energy, 2-Materials, 3-Industrials, 4-Consumer Discretionary, 5-Consumer

SECTOR CODES: 7-Financials, 8-Information Technology, 9-Communication Services, 10-Utiliti

COMPANY	SECTOR	TICKER	PRICE	YIELD	iPSCORE	Behavioral Preference Factor	INDUSTRY GROUP
Primerica Inc	7	PRI	145.37	1.51	-0.30	-0.97	INSURANCE-LIFE
Brighthouse Fin	7	BHF	57.71	0.00	-0.32	-0.80	INSURANCE-LIFE
Lemonade Inc	7	LMND	24.04	0.00	-0.38	0.95	INSURANCE-MULTI LINE
Brp Group Inc	7	BRP	28.64	0.00	-0.85	1.63	INSURANCE-LIFE
Assured Guarnty	7	AGO	59.26	1.69	-1.02	0.93	INSURANCE-MULTI LINE
Cannae Holdings	7	CNNE	23.40	0.00	-1.02	0.93	FINANCE-INVESTMENT MGMT
Affil Managers	7	AMG	126.57	0.03	-1.48	1.44	FINANCE-INVESTMENT MGMT
Ready Capital	7	RC	11.98	14.02	-1.48	1.44	REIT-MORTGAGE TRUST
Fnf Group	7	FNF	40.14	4.38	-1.50	0.78	INSURANCE-PROP/CAS/TITLE
Jackson Finl	7	JXN	37.70	5.84	-1.56	-1.36	FINANCE-MISC SERVICES
Aegon N V	7	AEG	4.59	4.06	-1.56	-1.36	INSURANCE-MULTI LINE
Info Technology							
Unity Software	8	U	28.93	0.00	1.63	1.59	INTERNET SOFTWARE
Everbridge Inc	8	EVBG	32.25	0.00	1.62	0.79	INTERNET SOFTWARE
Toast Inc	8	TOST	22.01	0.00	1.59	0.19	INTERNET SOFTWARE
Adtran Holdings	8	ADTN	22.66	1.59	1.59	0.19	TECHNOLOGY SERVICES
Five9 Inc	8	FIVN	59.85	0.00	1.55	-1.01	INTERNET SOFTWARE
Perion Network	8	PERI	22.63	0.00	1.55	-1.01	INTERNET CONTENT
Genpact Ltd	8	G	48.70	1.03	1.55	-1.01	OUTSOURCING
Intl Money Expr	8	IMXI	26.75	0.00	1.55	-1.01	FINANCIAL TRANSACTION SERVICES
Nice Ltd	8	NICE	185.63	0.00	1.20	1.44	INTERNET SOFTWARE
Payoneer Global	8	PAYO	7.80	0.00	1.20	1.44	TECHNOLOGY SERVICES
Matterport Inc	8	MTTR	3.42	0.00	1.19	0.65	TECHNOLOGY SERVICES
Amdocs Ltd	8	DOX	84.67	1.87	1.18	0.18	IT SERVICES
Squarespace Inc	8	SQSP	21.54	0.00	1.16	0.05	INTERNET SOFTWARE/SVCS
Btrs Holdings	8	BTRS	9.42	0.00	1.16	0.05	TECHNOLOGY SERVICES
Doublevrfy Hldg	8	DV	28.89	0.00	1.16	0.05	INTERNET SOFTWARE
Ironsource Ltd	8	IS	3.13	0.00	0.54	1.23	INTERNET CONTENT
Digital Turbine	8	APPS	14.76	0.00	0.54	1.23	INTERNET SOFTWARE
Weibo Corp Ads	8	WB	12.46	0.00	0.54	0.43	INTERNET CONTENT
Channeladvisor	8	ECOM	23.04	0.00	0.52	-0.03	INTERNET SOFTWARE/SVCS
Affirm Holdings	8	AFRM	19.46	0.00	0.52	0.43	BUSINESS SERVICES
Ringcentral Inc	8	RNG	35.49	0.00	0.52	0.43	INTERNET SOFTWARE/SVCS
Sanmina Corp	8	SANM	57.34	0.00	0.50	-0.17	ELEC MANUF SVS (EMS)
Globalfoundries	8	GFS	57.01	0.00	0.50	-0.17	ELEC-SEMICONDUCTORS
Digitalocn Hld	8	DOCN	35.28	0.00	0.50	-0.17	INTERNET SOFTWARE
Digi Intl Inc	8	DGII	37.91	0.00	0.50	-0.17	COMPUTER-NETWORKS

Date: 11-01-2022

Stocks are grouped by SECTOR and sorted from most to least attactive based on integrat

SECTOR CODES: 1-Energy, 2-Materials, 3-Industrials, 4-Consumer Discretionary, 5-Consumer

SECTOR CODES: 7-Financials, 8-Information Technology, 9-Communication Services, 10-Utiliti

COMPANY	SECTOR	TICKER	PRICE	YIELD	iPSCORE	Behavioral Preference Factor	INDUSTRY GROUP
Fair Isaac Inc	8	FICO	476.12	0.00	0.50	-0.17	IT SERVICES
Fabrinet	8	FN	116.27	0.00	0.50	-0.17	ELEC-MISC COMPONENTS
Coherent Corp	8	COHR	34.40	0.00	0.46	-1.37	TECHNOLOGY SERVICES
Alarm.Com Hldgs	8	ALRM	58.74	0.00	0.46	-1.37	PROTECTION-SFTY EQ & SVC
Q2 Holdings Inc	8	QTWO	31.23	0.00	0.46	-1.37	BUSINESS SOFTWARE SVCS/BPO
Liveramp Hldgs	8	RAMP	18.40	0.00	0.46	-1.37	TECHNOLOGY SERVICES
Infineon Tech	8	IFNNY	24.69	0.85	0.31	-0.10	ELEC-SEMICONDUCTORS
Norton Lifelock	8	NLOK	22.96	2.18	0.31	-0.10	PROTECTION-SFTY EQ & SVC
Wix.Com Ltd	8	WIX	83.84	0.00	0.30	0.36	IT SERVICES
Diodes Inc	8	DIOD	72.09	0.00	0.30	0.36	ELEC-SEMICONDUCTORS
Viasat Inc	8	VSAT	41.45	0.00	0.25	-1.44	WIRELESS EQUIPMENT
Solaredge Tech	8	SEDG	225.25	0.00	-0.38	0.13	SOLAR
Jack Henry Assc	8	JKHY	201.24	0.97	-0.41	0.12	ELEC MISC SERVICES
Flyware Corp	8	FLYW	21.24	0.00	-0.41	0.12	FINANCIAL TRANSACTION SERVICES
Bentley Systems	8	BSY	34.20	0.35	-0.41	0.12	INTERNET SOFTWARE
Applovin Corp	8	APP	17.12	0.00	-0.43	-1.20	TECHNOLOGY SERVICES
Novanta Inc	8	NOVT	140.23	0.00	-0.54	0.87	ELEC-MISC COMPONENTS
Avid Tech Inc	8	AVID	27.69	0.00	-0.54	0.87	COMPUTER-SOFTWARE
Jamf Holding Cp	8	JAMF	23.47	0.00	-0.54	0.87	TECHNOLOGY SERVICES
Shift4 Payments	8	FOUR	46.18	0.00	-0.54	0.87	FINANCIAL TRANSACTION SERVICES
New Relic Inc	8	NEWR	58.92	0.00	-0.56	-0.39	INTERNET SOFTWARE
Teradata Corp	8	TDC	32.08	0.00	-0.57	0.07	COMPUTER-STORAGE DEVICES
Marqeta Inc	8	MQ	7.78	0.00	-0.57	0.07	FINANCIAL TRANSACTION SERVICES
Liveperson Inc	8	LPSN	10.60	0.00	-1.19	0.65	INTERNET SERVICES
Akamai Tech	8	AKAM	88.10	0.00	-1.19	0.65	INTERNET SERVICES
Pagseguro Digtl	8	PAGS	14.82	0.00	-1.22	-0.15	FINANCIAL TRANSACTION SERVICES
Envestnet Inc	8	ENV	49.74	0.00	-1.22	-0.15	FINANCIAL TRANSACTION SERVICES
Olo Inc	8	OLO	9.00	0.00	-1.23	-0.75	INTERNET SOFTWARE
Forgerock Inc	8	FORG	22.67	0.00	-1.23	-0.75	INTERNET SOFTWARE
Himax Tech-Adr	8	HIMX	5.86	21.16	-1.27	-1.94	ELEC-SEMICONDUCTORS
Hut 8 Mining Cp	8	HUT	2.18	0.00	-1.27	-1.94	TECHNOLOGY SERVICES
Lumentum Hldgs	8	LITE	75.42	0.00	-1.30	-2.28	LASERS-SYS/COMPONENTS
Marathon Digitl	8	MARA	12.22	0.00	-1.64	2.02	TECHNOLOGY SERVICES
Palantir Tech	8	PLTR	8.65	0.00	-1.65	2.08	TECHNOLOGY SERVICES
Meta Materials	8	MMAT	1.15	0.00	-1.71	-0.31	ELEC-MISC COMPONENTS
Communication Svcs							
Amc Entertainmt	9	AMC	6.15	0.00	1.77	0.28	LEISURE & RECREATION SVCS

Date: 11-01-2022

Stocks are grouped by SECTOR and sorted from most to least attactive based on integrat

SECTOR CODES: 1-Energy, 2-Materials, 3-Industrials, 4-Consumer Discretionary, 5-Consumer

SECTOR CODES: 7-Financials, 8-Information Technology, 9-Communication Services, 10-Utiliti

COMPANY	SECTOR	TICKER	PRICE	YIELD	iPSCORE	Behavioral Preference Factor	INDUSTRY GROUP
Ziprecruitr Inc	9	ZIP	17.15	0.00	1.75	0.16	BUSINESS SERVICES
Tencent Holding	9	TCEHY	28.42	0.63	1.71	-0.86	INTERNET SERVICES
Activision Blzd	9	ATVI	73.31	0.64	1.26	-0.98	TOYS/GAMES/HOBBY PROD
Tegna Inc	9	TGNA	20.79	1.83	0.66	1.21	BROADCASTING-RADIO/TV
Radius Glbl Inf	9	RADI	9.44	0.00	0.61	1.48	REIT-EQTY TRUST - OTHER
Cargurus Inc	9	CARG	15.17	0.00	0.59	-1.17	AUTO/TRUCK-REPLACE PRTS
Deutsche Telekm	9	DTEGY	19.25	3.45	0.44	1.15	DIVERSIFIED COMM SERVICES
Trade Desk Inc	8	TTD	53.08	0.00	0.07	-0.31	INTERNET SERVICES
Playtika Hldg	9	PLTK	9.66	0.00	-0.23	2.37	GAMING
Endeavor Group	9	EDR	21.96	0.00	-0.25	2.37	MEDIA CONGLOMERATES
Madison Sqr Ent	9	MSGE	49.11	0.00	-0.30	0.10	LEISURE & RECREATION SVCS
Take-Two Inter	9	TTWO	116.31	0.00	-0.30	0.10	TOYS/GAMES/HOBBY PROD
Sk Telecom Co	9	SKM	19.67	5.76	-0.30	0.10	WIRELESS NON-US
Iac Inc	9	IAC	50.72	0.00	-0.33	-0.69	DIVERSIFIED OPERATIONS
Nexstar Brdcstg	9	NXST	176.36	2.04	-0.70	-0.51	BROADCASTING-RADIO/TV
Liberty La-C	9	LILAK	8.05	0.00	-1.14	0.89	WIRELESS NATIONAL
Techtarget	9	TTGT	65.00	0.00	-1.16	0.99	INTERNET CONTENT
Magnite Inc	9	MGNI	7.41	0.00	-1.17	-0.47	INTERNET SOFTWARE
Tripadvisor Inc	9	TRIP	23.93	0.00	-1.17	-0.47	ELECTRONIC COMMERCE
News Corp-B	9	NWS	17.22	1.16	-1.17	-0.47	MOVIE/TV PRODUCTION/DISTRIB
News Corp New-A	9	NWSA	16.99	1.18	-1.22	-1.95	MOVIE/TV PRODUCTION/DISTRIB
Bumble Inc	9	BMBL	25.09	0.00	-1.58	2.00	INTERNET SOFTWARE
Roblox Corp	9	RBLX	44.31	0.00	-1.60	1.88	GAMING
Ziff Davis Inc	9	ZD	77.80	0.00	-1.62	0.87	INTERNET SOFTWARE
Disney Walt	9	DIS	106.00	0.00	-1.66	-1.06	MEDIA CONGLOMERATES
Utilities							
Constellatn Egy	10	CEG	95.52	0.59	1.42	0.46	OTHER ALT ENERGY
Nrg Energy Inc	10	NRG	44.03	3.18	0.98	-0.90	UTILITY-ELECTRIC POWER
Southwest Gas	10	SWX	72.61	3.42	0.35	0.84	UTILITY-GAS DISTRIBUTION
Essential Utils	10	WTRG	44.14	2.60	0.33	0.51	UTILITY-WATER SUPPLY
Sabesp -Adr	10	SBS	11.69	1.20	0.24	-0.08	UTILITY-WATER SUPPLY
Alliant Engy Cp	10	LNT	52.63	3.25	-0.63	0.70	UTILITY-ELECTRIC POWER
Atmos Energy Cp	10	ATO	106.27	2.56	-0.66	0.61	UTILITY-GAS DISTRIBUTION
Amer States Wtr	10	AWR	88.04	1.81	-0.66	0.61	UTILITY-WATER SUPPLY
Northwest Natrl	10	NWN	47.75	4.06	-1.45	0.15	UTILITY-GAS DISTRIBUTION
Allete Inc	10	ALE	56.15	4.63	-1.47	0.22	UTILITY-ELECTRIC POWER
Hawaiian Elec	10	HE	37.81	3.70	-1.98	0.66	UTILITY-ELECTRIC POWER

Date: 11-01-2022

Stocks are grouped by SECTOR and sorted from most to least attactive based on integrat

SECTOR CODES: 1-Energy, 2-Materials, 3-Industrials, 4-Consumer Discretionary, 5-Consumer

SECTOR CODES: 7-Financials, 8-Information Technology, 9-Communication Services, 10-Utiliti

COMPANY	SECTOR	TICKER	PRICE	YIELD	iPSCORE	Behavioral Preference Factor	INDUSTRY GROUP
Real Estate							
Healthcare Rlty	11	HR	20.34	2.14	0.86	-0.83	REIT-EQTY TRUST - OTHER
Tricon Resident	11	TCN	8.51	2.73	0.84	-1.17	REAL ESTATE OPERATIONS
Welltower Inc	11	WELL	60.10	4.06	0.83	-0.67	REIT-EQTY TRUST - OTHER
Spirit Realty	11	SRC	39.38	6.73	0.64	-0.55	REIT-EQTY TRUST - RESID
Caretrust Reit	11	CTRE	18.56	5.93	0.43	-0.61	REIT-EQTY TRUST - OTHER
Wework Inc	11	WE	2.71	0.00	-0.04	-0.69	TECHNOLOGY SERVICES
Redfin Corp	11	RDFN	4.76	0.00	-0.07	-0.25	REAL ESTATE OPERATIONS
Sabra Healthcr	11	SBRA	13.61	8.82	-0.07	-0.25	REIT-EQTY TRUST - OTHER
Natl Health Inv	11	NHI	55.50	6.49	-0.45	-1.04	REIT-EQTY TRUST - OTHER
Apartment Invt	11	AIV	7.94	0.00	-0.68	-0.88	REIT-EQTY TRUST - RESID
Sunstone Hotel	11	SHO	11.14	0.45	-0.82	0.89	REIT-EQTY TRUST - OTHER
Apple Hosp Reit	11	APLE	17.19	5.58	-0.84	1.00	REIT-EQTY TRUST - OTHER
N/A							
Compass Inc	8	COMP	2.55	0.00	0.52	-0.03	INTERNET SOFTWARE

Date: 11-01-2022

Stocks are grouped by INDUSTRY WITHIN SECTORS and sorted from most to least attactive based on integrated Polaris Score = iPSCORE (see "Report Headings" tab).

SECTOR CODES: 1-Energy, 2-Materials, 3-Industrials, 4-Consumer Discretionary, 5-Consumer Staples, 6-Healthcare

SECTOR CODES: 7-Financials, 8-Information Technology, 9-Communication Services, 10-Utilities, 11-Real Estate

							ABSOLUTE-SCALE METRICS			RELATIVE-SCALE METRICS								
COMPANY	SECTOR	TICKER	PRICE	YIELD	iPSCORE	Behavioral Preference Factor	ABS DCOORD	TECH OUTLK	FUNDA OUTLK	REL DCOORD	rPSCORE	VTCAVG	VSCORE	TSCORE	CSCORE	MKT CAP $millions	DAYS2TR	EPS REPORT DATE
Energy																		
EMERGING MARKETS INTEGRATED																		
Ecopetrol- Adr	1	EC	10.19	14.32	-1.07	-0.91	14	-1.54	-0.39	2	-0.02	0.28	0.95	-1.30	0.00	20,949	1.52	20221108
INTERNATIONAL E&P																		
Kosmos Energy	1	KOS	6.66	0.00	0.37	-0.63	7	0.73	2.22	1	0.97	1.14	0.55	0.97	1.77	3,036	0.64	20221107
Vermilion Egy	1	VET	23.83	1.02	-0.33	-0.90	10	1.70	-1.38	5	-1.21	0.33	1.15	1.94	-0.89	3,896	0.47	20221109
OIL & GAS-DRILLNG																		
Diamond Offshor	1	DO	9.72	0.00	-0.27	1.88	10	-0.73	-1.22	6	-0.02	-0.01	0.97	-0.49	-0.89	985	2.41	20221107
OIL & GAS-INTL INTEGRATED																		
Ypf Sa D Cv Adr	1	YPF	8.26	0.00	1.17	-0.22	3	-0.24	1.27	1	0.97	1.27	1.62	0.00	1.24	3,249	1.32	20221108
New Fortrss Egy	1	NFE	54.50	0.73	-0.33	-0.90	10	1.70	-1.22	5	-1.21	-0.08	0.22	1.94	-0.89	11,274	0.53	20221108
OIL & GAS-U S EXPLO & PROD																		
Northrn Oil&Gas	1	NOG	34.56	2.89	1.18	1.40	3	-0.24	1.27	3	1.17	0.03	-1.16	0.00	1.24	2,727	0.36	20221108
Diamondback Egy	1	FANG	158.63	1.89	0.55	-0.83	6	-0.24	-0.27	1	0.51	0.41	0.93	0.00	0.00	27,513	0.07	20221107
Viper Energy	1	VNOM	33.58	9.65	0.53	-1.12	6	-0.24	-0.55	1	-0.02	0.18	0.39	0.00	0.00	5,572	1.80	20221107
W&T Offshore	1	WTI	7.76	0.00	-0.30	1.20	10	-0.24	-1.22	7	-0.55	-0.53	-0.30	0.00	-0.89	1,111	1.03	20221108
Permian Res Cp	1	PR	10.14	0.00	-0.33	-0.90	10	-0.24	-0.95	5	-1.21	0.07	0.63	0.00	-0.47	2,891	0.41	20221108
OIL & GAS-U S INTEGRATED																		
Cactus Inc-A	1	WHD	51.00	0.86	0.35	-0.08	7	-1.21	1.75	2	0.51	0.73	0.35	-0.97	1.54	3,861	1.11	20221107
Occidental Pet	1	OXY	73.80	0.70	-0.33	-0.90	10	-0.24	-0.99	5	-1.21	0.04	0.57	0.00	-0.47	69,165	0.02	20221108
OIL & GAS-U S ROYALTY TR																		
Sitio Royalties	1	STR	28.49	9.97	-1.01	-1.06	14	0.73	-0.55	1	1.37	1.62	3.41	0.97	0.00	616	2.57	20221108
OIL REFINING & MARKETING																		
Delek Us Hldgs	1	DK	30.50	2.62	-0.30	1.20	10	-0.24	-0.87	7	-0.55	-0.37	-0.35	0.00	-0.47	2,167	0.65	20221107
OTHER ALT ENERGY																		
Hf Sinclair Cp	1	DINO	62.04	2.58	1.60	1.52	1	-0.24	1.75	3	1.50	0.52	-0.36	0.00	1.54	13,453	0.23	20221107
Atlantica Sustn	1	AY	28.00	6.36	1.57	-0.01	1	-0.08	1.71	1	0.97	1.07	0.82	0.16	1.54	3,147	2.04	20221109
Gevo Inc	1	GEVO	2.29	0.00	1.52	1.76	1	-0.08	1.71	3	-0.22	-1.24	-4.37	0.16	1.54	539	1.54	20221108
Excelerate Egy	1	EE	26.82	0.37	1.17	0.45	3	-0.73	1.27	2	0.97	0.95	0.79	-0.49	1.48	2,904	2.17	20221109
Archaea Energy	1	LFG	25.74	0.00	0.57	1.17	6	-0.24	0.20	3	0.77	-0.31	-1.18	0.00	0.47	3,081	0.21	20221110
Tc Energy Corp	1	TRP	43.76	6.00	0.53	-1.12	6	-0.08	-0.47	1	-0.02	0.14	0.27	0.16	0.00	44,283	0.29	20221109
POLLUTION CONTROL EQ & SVS																		
Vertex Energy	1	VTNR	8.64	0.00	-1.10	-0.26	14	-1.54	-0.59	4	-0.55	-0.42	-0.63	-1.30	0.00	653	1.19	20221108
SOLAR																		
Maxeon Solr Tec	1	MAXN	17.28	0.00	-0.94	0.11	13	-0.57	-1.07	8	-1.54	-0.39	-0.32	-0.32	-0.47	765	2.34	20221110
TRANSPORTATION-SHIP																		
Golar Lng Ltd	1	GLNG	27.31	0.00	1.59	0.28	1	1.70	2.18	1	1.37	1.34	0.75	1.94	1.77	2,956	0.77	20221108
Dht Holdings	1	DHT	9.11	1.76	1.18	1.40	3	-0.24	1.27	3	1.17	0.17	-0.86	0.00	1.24	1,556	1.16	20221107

Date: 11-01-2022

Stocks are grouped by INDUSTRY WITHIN SECTORS and sorted from most to least attactive based on integrated Polaris Score = iPSCORE (see "Report Headings" tab).

SECTOR CODES: 1-Energy, 2-Materials, 3-Industrials, 4-Consumer Discretionary, 5-Consumer Staples, 6-Healthcare

SECTOR CODES: 7-Financials, 8-Information Technology, 9-Communication Services, 10-Utilities, 11-Real Estate

							ABSOLUTE-SCALE METRICS			RELATIVE-SCALE METRICS								
COMPANY	SECTOR	TICKER	PRICE	YIELD	iPSCORE	Behavioral Preference Factor	ABS DCOORD	TECH OUTLK	FUNDA OUTLK	REL DCOORD	rPSCORE	VTCAVG	VSCORE	TSCORE	CSCORE	MKT CAP $millions	DAYS2TR	EPS REPORT DATE
Intl Seaways	1	INSW	43.88	1.09	1.15	-0.52	3	-0.24	1.27	1	0.51	0.69	0.31	0.00	1.24	2,181	1.02	20221108
UTILITY-GAS DISTRIBUTION																		
Clean Egy Fuels	1	CLNE	6.70	0.00	-1.55	-0.30	16	-1.21	-1.54	8	-1.81	-1.03	-1.18	-0.97	-0.89	1,493	1.21	20221108
Materials																		
CHEMICALS-DIVERSIFIED																		
Cabot Corp	2	CBT	73.29	2.02	-0.12	1.19	10	-0.21	-1.42	6	-0.79	-0.40	0.20	-0.14	-1.25	4,126	1.09	20221107
Dupont De Nemrs	2	DD	58.70	2.25	-0.95	0.22	14	-1.33	0.08	2	1.09	-0.17	0.08	-1.26	0.67	29,403	0.15	20221108
CHEMICALS-SPECIALTY																		
Amyris Inc	2	AMRS	2.94	0.00	0.85	0.87	6	-0.35	-0.59	2	1.09	-0.06	0.11	-0.28	0.00	951	1.86	20221108
Ashland Global	2	ASH	104.79	1.28	-0.27	0.46	11	-1.05	0.72	2	1.09	0.10	0.04	-0.98	1.25	5,673	0.76	20221107
Icl Group Ltd	2	ICL	9.14	10.02	-1.00	-1.22	14	0.35	0.16	1	-0.17	0.37	0.04	0.42	0.67	11,992	2.55	20221109
CONSUMER PROD-MISC STAPLES																		
Intl Flvrs&Frag	2	IFF	95.45	3.39	-0.14	-0.83	10	1.33	-0.91	5	-1.33	0.31	0.21	1.40	-0.67	24,335	0.14	20221107
FERTILIZERS																		
Mosaic Co/The	2	MOS	54.45	1.10	-1.42	2.29	16	-1.33	-1.34	8	0.55	-0.84	-0.01	-1.26	-1.25	19,711	0.12	20221107
METAL PROC & FABRICATION																		
Century Alum Co	2	CENX	7.30	0.00	-1.54	-1.34	16	0.35	-1.50	7	-2.59	-0.30	-0.08	0.42	-1.25	667	1.50	20221107
MINING-GOLD																		
Franco Nv Cp	2	FNV	125.45	1.02	-1.47	0.70	16	-1.61	-1.46	6	-0.79	-0.88	0.15	-1.54	-1.25	24,021	0.35	20221107
MINING-MISC																		
Alpha Metal Rsc	2	AMR	166.59	0.94	1.50	0.06	3	1.47	1.23	3	0.37	1.08	-0.04	1.54	1.75	2,886	0.50	20221107
Ssr Mining Inc	2	SSRM	13.91	2.01	-0.17	-0.91	10	1.61	-1.03	7	-1.96	0.25	-0.26	1.68	-0.67	2,874	1.19	20221108
MINING-NON FERROUS																		
Southern Copper	2	SCCO	50.01	6.00	-0.95	0.22	14	-1.33	-0.08	2	1.09	-0.17	0.09	-1.26	0.67	38,662	0.29	20221109
Coeur Mining	2	CDE	3.93	0.00	-0.97	0.51	14	-1.05	-0.59	4	0.55	-0.36	-0.09	-0.98	0.00	1,104	1.30	20221109
MINING-SILVER																		
Fortuna Silver	2	FSM	2.86	0.00	-0.97	0.51	14	-1.61	-0.11	4	0.55	-0.43	-0.42	-1.54	0.67	834	1.81	20221109
MINING-NON FERROUS																		
Energy Fuels	2	UUUU	7.01	0.00	-0.97	0.51	14	-1.33	-0.43	4	0.55	-0.44	-0.07	-1.26	0.00	1,105	1.73	20221107
MINING-SILVER																		
Hecla Mining	2	HL	4.63	0.54	-1.42	2.29	16	-1.33	-1.07	8	0.55	-0.65	-0.03	-1.26	-0.67	2,756	0.69	20221109
PAPER & PAPER PRODUCTS																		
Sylvamo Corp	2	SLVM	48.19	0.93	0.85	0.87	6	-0.21	-0.43	2	1.09	0.02	0.19	-0.14	0.00	2,126	1.30	20221110
Westrock Co	2	WRK	34.05	2.94	-0.17	-0.92	10	-0.07	-1.03	5	-2.05	-0.21	0.03	0.00	-0.67	8,678	0.38	20221110
STEEL-PRODUCERS																		
Gerdau Sa Adr	2	GGB	5.13	10.85	-0.97	0.51	14	-1.33	-0.51	4	0.55	-0.46	-0.12	-1.26	0.00	8,822	0.43	20221109
Arcelor Mittal	2	MT	22.66	1.43	-0.97	0.51	14	-1.33	-0.59	4	0.55	-0.62	-0.61	-1.26	0.00	21,251	0.38	20221110

Date: 11-01-2022

Stocks are grouped by INDUSTRY WITHIN SECTORS and sorted from most to least attactive based on integrated Polaris Score = iPSCORE (see "Report Headings" tab).

SECTOR CODES: 1-Energy, 2-Materials, 3-Industrials, 4-Consumer Discretionary, 5-Consumer Staples, 6-Healthcare

SECTOR CODES: 7-Financials, 8-Information Technology, 9-Communication Services, 10-Utilities, 11-Real Estate

							ABSOLUTE-SCALE METRICS			RELATIVE-SCALE METRICS								
COMPANY	SECTOR	TICKER	PRICE	YIELD	iPSCORE	Behavioral Preference Factor	ABS DCOORD	TECH OUTLK	FUNDA OUTLK	REL DCOORD	rPSCORE	VTCAVG	VSCORE	TSCORE	CSCORE	MKT CAP $millions	DAYS2TR	EPS REPORT DATE
Industrials																		
AEROSPACE/DEFENSE																		
Embraer Air-Adr	3	ERJ	10.70	0.00	**-0.36**	**0.07**	11	-1.65	1.27	2	0.78	0.23	0.06	-1.43	1.58	1,965	1.91	20221111
Rocket Lab Usa	3	RKLB	5.20	0.00	**-0.97**	**0.86**	14	-1.65	-0.59	4	1.07	-0.64	-0.72	-1.43	0.00	2,439	1.82	20221109
AUTO MFRS-DOMESTIC																		
Iaa Inc	3	IAA	39.33	0.00	**-0.34**	**0.88**	11	-1.50	1.19	4	1.45	0.22	-0.04	-1.29	1.58	5,260	0.66	20221110
BLDG & CONST PROD-MISC																		
Pgt Inc	3	PGTI	21.15	0.00	**-0.78**	**2.34**	13	-0.50	-1.22	8	0.68	-0.47	-0.07	-0.29	-1.13	1,268	2.11	20221110
BLDG PROD-AIR COND/HEAT																		
Aaon Inc	3	AAON	65.00	0.58	**-0.25**	**-1.23**	10	-0.21	-0.75	5	-2.18	0.12	0.71	0.00	-0.60	3,455	2.75	20221107
BLDG PROD-RETAIL/WHLSLE																		
Builders Firsts	3	BLDR	61.58	0.00	**-0.34**	**0.88**	11	-1.65	0.76	4	1.45	0.01	-0.12	-1.43	1.13	9,611	0.21	20221108
BLDG PROD-WOOD																		
Masonite Int Cp	3	DOOR	72.71	0.00	**1.74**	**0.81**	1	-0.36	1.67	2	1.26	1.23	1.38	-0.14	1.96	1,619	2.33	20221107
COMPUTER-MINI																		
3D Systems Corp	8	DDD	8.96	0.00	**0.52**	**0.43**	6	-0.35	-0.59	2	0.60	-0.01	0.11	-0.14	0.00	1,167	2.86	20221108
ELEC MISC SERVICES																		
Blink Charging	3	BLNK	14.46	0.00	**-0.25**	**-0.30**	10	1.65	-1.54	7	-2.27	-0.27	-0.70	1.86	-1.13	618	1.64	20221108
ELEC-MISC COMPONENTS																		
Bwx Technolgs	3	BWXT	57.63	1.53	**1.25**	**-1.04**	3	-0.21	0.68	1	-0.94	0.48	0.24	0.00	1.13	5,255	0.96	20221107
ELECTRONIC COMMERCE																		
Acv Auctions	3	ACVA	9.04	0.00	**-0.97**	**0.86**	14	-1.65	-0.51	4	1.07	-0.55	-0.53	-1.43	0.00	1,425	2.55	20221109
INDUSTRIAL SERVICES																		
Legalzoom.Com	3	LZ	9.19	0.00	**1.71**	**0.19**	1	1.36	2.22	3	0.30	0.86	-0.54	1.57	2.26	1,788	1.98	20221110
Siemens Ag-Adr	3	SIEGY	55.64	3.00	**-1.50**	**-0.73**	16	0.36	-0.99	7	-2.27	-0.24	-0.38	0.57	-0.60	94,588	1.67	20221110
INTERNET SERVICES																		
Lyft Inc-A	3	LYFT	15.15	0.00	**-1.00**	**-0.76**	14	0.36	-0.51	3	0.30	0.01	-0.26	0.57	0.00	5,281	0.12	20221107
INTERNET SOFTWARE																		
Clarivate Anlyt	3	CLVT	10.44	0.00	**-0.25**	**-1.23**	10	1.65	-1.46	5	-2.18	0.10	0.15	1.86	-1.13	7,021	0.31	20221108
MACHINERY-ELECTRICAL																		
Plug Power Inc	3	PLUG	15.69	0.00	**-0.58**	**-0.61**	12	0.93	-0.11	3	0.30	0.38	-0.17	1.14	0.60	9,080	0.09	20221108
Enersys Inc	3	ENS	67.28	1.04	**-1.44**	**1.03**	16	-1.07	-0.87	6	-0.36	-0.34	0.12	-0.86	-0.60	2,735	1.56	20221109
MACHINERY-GEN INDUSTRIAL																		
Rbc Bearings	3	RBC	251.92	0.00	**1.29**	**0.05**	3	-0.21	0.76	3	0.30	0.22	-0.36	0.00	1.13	7,288	0.93	20221110
Middleby Corp	3	MIDD	141.39	0.00	**-1.44**	**1.03**	16	-1.36	-1.34	6	-0.36	-0.53	0.22	-1.14	-1.13	7,619	0.41	20221109
POLLUTION CONTROL EQ & SVS																		
Tetra Tech New	3	TTEK	141.78	0.65	**-0.34**	**0.88**	11	-1.07	1.19	4	1.45	0.19	-0.33	-0.86	1.58	7,611	0.72	20221109

Date: 11-01-2022

Stocks are grouped by INDUSTRY WITHIN SECTORS and sorted from most to least attactive based on integrated Polaris Score = iPSCORE (see "Report Headings" tab).

SECTOR CODES: 1-Energy, 2-Materials, 3-Industrials, 4-Consumer Discretionary, 5-Consumer Staples, 6-Healthcare

SECTOR CODES: 7-Financials, 8-Information Technology, 9-Communication Services, 10-Utilities, 11-Real Estate

							ABSOLUTE-SCALE METRICS			RELATIVE-SCALE METRICS								
COMPANY	SECTOR	TICKER	PRICE	YIELD	iPSCORE	Behavioral Preference Factor	ABS DCOORD	TECH OUTLK	FUNDA OUTLK	REL DCOORD	rPSCORE	VTCAVG	VSCORE	TSCORE	CSCORE	MKT CAP $millions	DAYS2TR	EPS REPORT DATE
PAPER & PAPER PRODUCTS																		
Veritiv Corp	3	VRTV	116.77	0.00	-0.34	0.88	11	-1.65	0.72	4	1.45	0.02	-0.08	-1.43	1.13	1,631	2.72	20221108
PRINTING-COMMERCIAL																		
Kornit Digital	3	KRNT	26.92	0.00	1.25	-1.04	3	-0.07	1.27	1	-0.94	0.92	0.81	0.14	1.58	1,336	2.22	20221109
PROTECTION-SFTY EQ & SVC																		
Axon Enterprise	3	AXON	147.59	0.00	-0.25	-0.30	10	-0.21	-1.03	7	-2.27	-0.43	-0.53	0.00	-0.60	10,490	0.35	20221108
SOLAR																		
Array Tech Inc	3	ARRY	18.43	0.00	-0.25	-0.30	10	-0.21	-1.34	7	-2.27	-0.61	-0.53	0.00	-1.13	2,771	0.50	20221108
Sunpower Corp-A	3	SPWR	18.25	0.00	-1.23	1.10	15	-0.79	-1.03	6	-0.36	-0.32	0.01	-0.57	-0.60	3,177	0.34	20221108
STEEL-PIPE & TUBES																		
Mueller Water	3	MWA	11.75	1.97	-0.98	-0.15	14	-1.36	-0.35	2	0.78	-0.09	0.37	-1.14	0.00	1,841	2.15	20221107
TECHNOLOGY SERVICES																		
Microvast Hldgs	3	MVST	2.40	0.00	-0.36	0.07	11	-1.65	1.27	2	0.78	0.38	0.39	-1.43	1.58	726	1.62	20221110
TRANSPORT-AIR FREIGHT																		
Gxo Logistics	3	GXO	37.46	0.00	0.65	-0.92	6	1.65	-0.51	1	-0.17	1.25	1.89	1.86	0.00	4,443	0.70	20221108
TRANSPORTATION-AIRLINE																		
Azul Sa	3	AZUL	9.56	0.00	-1.02	-0.90	14	0.07	-0.59	3	-0.36	-0.31	-0.84	0.29	0.00	4,024	1.58	20221110
Ryanair Hldgs	3	RYAAY	68.99	0.00	-1.44	1.03	16	-1.36	-1.46	6	-0.36	-0.28	0.79	-1.14	-1.13	15,691	0.69	20221107
TRANSPORTATION-EQP & LSNG																		
Amerco Inc	3	UHAL	566.93	0.00	-0.98	-0.15	14	-1.50	-0.35	2	0.78	0.10	0.87	-1.29	0.00	11,117	0.78	20221109
TRANSPORTATION-SHIP																		
Danaos Corp	3	DAC	59.52	5.04	0.67	-0.17	6	1.65	-0.51	3	0.30	0.36	-0.11	1.86	0.00	1,233	2.38	20221107
Genco Shpg&Trdg	3	GNK	14.10	14.18	-1.48	-1.66	16	0.07	-1.07	5	-1.51	1.10	2.77	0.29	-0.60	596	1.90	20221109
TRANSPORTATION-SVCS																		
Expeditors Intl	3	EXPD	98.84	1.36	-1.42	1.04	16	-1.36	-0.87	6	0.30	0.10	1.24	-1.14	-0.60	16,581	0.20	20221108
Consumer Discr																		
AUTO MFRS-DOMESTIC																		
Rivian Automotv	4	RIVN	33.48	0.00	1.79	0.84	1	-0.36	1.67	2	1.11	0.99	1.16	-0.14	1.94	30,674	0.05	20221109
Canoo Inc	4	GOEV	1.37	0.00	1.21	-1.09	3	1.36	1.27	1	-0.30	1.21	0.65	1.57	1.40	374	2.05	20221109
AUTO MFRS-FOREIGN																		
Nio Inc-Adr	4	NIO	9.71	0.00	0.39	-0.99	6	1.64	-0.59	5	-1.31	1.15	3.19	1.86	-1.61	16,206	0.04	20221110
AUTO MFRS-DOMESTIC																		
Lucid Group Inc	4	LCID	13.62	0.00	0.39	-0.99	6	1.36	-0.39	5	-1.31	1.13	2.69	1.57	-0.86	22,784	0.10	20221108
AUTO MFRS-FOREIGN																		
Tata Motors-Adr	4	TTM	25.65	0.00	-0.67	-0.96	10	-0.07	-1.07	5	-2.17	-0.49	0.10	0.14	-1.72	19,644	1.09	20221107
Cnh Industrial	4	CNHI	12.88	0.00	-0.78	0.07	11	-1.36	0.72	2	0.64	0.48	1.81	-1.14	0.75	17,466	0.46	20221108
AUTO/TRUCK-ORIGINAL EQP																		

Date: 11-01-2022

Stocks are grouped by INDUSTRY WITHIN SECTORS and sorted from most to least attactive based on integrated Polaris Score = iPSCORE (see "Report Headings" tab).

SECTOR CODES: 1-Energy, 2-Materials, 3-Industrials, 4-Consumer Discretionary, 5-Consumer Staples, 6-Healthcare

SECTOR CODES: 7-Financials, 8-Information Technology, 9-Communication Services, 10-Utilities, 11-Real Estate

							ABSOLUTE-SCALE METRICS			RELATIVE-SCALE METRICS								
COMPANY	SECTOR	TICKER	PRICE	YIELD	iPSCORE	Behavioral Preference Factor	ABS DCOORD	TECH OUTLK	FUNDA OUTLK	REL DCOORD	rPSCORE	VTCAVG	VSCORE	TSCORE	CSCORE	MKT CAP $millions	DAYS2TR	EPS REPORT DATE
Xpel Inc	4	XPEL	69.75	0.00	0.44	1.35	6	-0.64	-0.27	6	-0.37	0.23	1.97	-0.43	-0.86	1,926	2.72	20221109
BEVERAGES-SOFT DRINKS																		
Dutch Bros Inc	4	BROS	35.37	0.00	-2.20	-1.42	16	0.36	-0.99	5	-2.17	-0.33	0.16	0.57	-1.72	1,399	0.61	20221109
BLDG-RESIDENT/COMMRCL																		
D R Horton Inc	4	DHI	77.37	1.16	-1.63	0.58	14	-1.07	-0.51	6	-1.00	-0.38	0.59	-0.86	-0.86	26,885	0.11	20221109
BUSINESS SERVICES																		
Everi Holdings	4	EVRI	19.13	0.00	-1.55	-0.16	14	-1.07	0.16	2	0.64	-0.15	0.41	-0.86	0.00	1,719	2.55	20221108
CONS SERVICES - MISC																		
Mister Car Wash	4	MCW	9.02	0.00	0.41	0.43	6	1.36	-0.55	7	-0.92	0.04	-0.59	1.57	-0.86	2,745	1.65	20221110
ELECTRONIC COMMERCE																		
Fiverr Intl Ltd	4	FVRR	30.75	0.00	1.26	0.68	3	-0.36	1.27	2	0.64	0.49	0.21	-0.14	1.40	1,130	1.49	20221109
Contextlogic	4	WISH	0.76	0.00	1.21	-1.09	3	1.36	1.19	1	-0.30	1.68	2.08	1.57	1.40	511	1.82	20221109
Coupang Inc	4	CPNG	17.24	0.00	0.78	1.59	5	-0.50	1.27	4	1.35	0.10	-0.82	-0.29	1.40	30,458	0.20	20221109
Poshmark Inc	4	POSH	17.77	0.00	0.41	0.43	6	1.07	-0.51	7	-0.92	-0.09	-0.70	1.29	-0.86	1,396	0.52	20221110
Global E Online	4	GLBE	24.85	0.00	-1.02	1.26	12	-0.79	0.08	4	0.96	-0.66	-1.40	-0.57	0.00	3,868	0.85	20221108
GAMING																		
Intl Game New	4	IGT	20.22	3.96	-0.78	0.07	11	-1.36	1.23	2	0.64	0.30	0.65	-1.14	1.40	4,119	0.86	20221108
Light&Wonder	4	LNW	56.70	0.00	-1.57	-0.17	14	-1.07	-0.11	2	0.10	-0.27	0.06	-0.86	0.00	5,424	0.89	20221109
Wynn Resrts Ltd	4	WYNN	67.86	0.00	-1.63	0.58	14	-1.64	-0.55	6	-1.00	-0.39	1.12	-1.43	-0.86	7,718	0.07	20221108
HOTELS & MOTELS																		
Choice Htl Intl	4	CHH	130.38	0.73	-0.78	0.07	11	-1.50	1.23	2	0.64	0.20	0.49	-1.29	1.40	7,273	0.40	20221107
Hilton Grand Va	4	HGV	39.07	0.00	-2.14	0.43	16	-1.36	-0.99	6	-1.00	-0.70	0.77	-1.14	-1.72	4,598	1.48	20221109
INDSTRL AUTOMTN/ROBOTICS																		
Irobot Corp	4	IRBT	56.53	0.00	-0.39	-1.08	9	0.79	-0.55	5	-1.78	0.46	1.25	1.00	-0.86	1,540	1.14	20221109
LEISURE & RECREATION PROD																		
Yeti Holdings	4	YETI	32.50	0.00	-0.65	-1.16	10	1.36	-1.50	5	-1.78	-0.02	0.83	1.57	-2.47	2,801	0.60	20221110
LEISURE & RECREATION SVCS																		
Seaworld Entert	4	SEAS	59.13	0.00	0.24	0.37	7	-1.07	2.14	2	0.64	0.63	0.39	-0.86	2.37	3,998	0.50	20221109
Norwegian Cruis	4	NCLH	16.79	0.00	-1.55	-0.16	14	-1.07	-0.11	2	0.64	-0.05	0.70	-0.86	0.00	7,075	0.06	20221108
Six Flags Entmt	4	SIX	22.67	0.00	-1.60	0.74	14	-1.36	-0.55	6	-0.37	-0.16	1.52	-1.14	-0.86	1,884	0.54	20221110
Planet Fitness	4	PLNT	65.50	0.00	-1.67	-1.47	14	0.07	-0.31	5	-1.78	0.11	0.90	0.29	-0.86	5,962	0.43	20221108
MACHINERY-GEN INDUSTRIAL																		
Xometry Inc	4	XMTR	58.56	0.00	0.35	-0.65	6	-0.21	-0.59	5	-2.17	-0.41	0.39	0.00	-1.61	2,611	1.08	20221110
MEDICAL PRODUCTS																		
Warby Parker	4	WRBY	15.96	0.00	-1.55	-0.16	14	-1.64	0.04	2	0.64	0.05	1.57	-1.43	0.00	1,529	1.50	20221110
Natl Vision Hld	4	EYE	37.66	0.00	-2.11	0.58	16	-1.07	-1.34	6	-0.37	-0.15	2.88	-0.86	-2.47	2,971	1.30	20221110
RETAIL-APPAREL/SHOE																		

Date: 11-01-2022

Stocks are grouped by INDUSTRY WITHIN SECTORS and sorted from most to least attactive based on integrated Polaris Score = iPSCORE (see "Report Headings" tab).

SECTOR CODES: 1-Energy, 2-Materials, 3-Industrials, 4-Consumer Discretionary, 5-Consumer Staples, 6-Healthcare

SECTOR CODES: 7-Financials, 8-Information Technology, 9-Communication Services, 10-Utilities, 11-Real Estate

							ABSOLUTE-SCALE METRICS			RELATIVE-SCALE METRICS								
COMPANY	SECTOR	TICKER	PRICE	YIELD	iPSCORE	Behavioral Preference Factor	ABS DCOORD	TECH OUTLK	FUNDA OUTLK	REL DCOORD	rPSCORE	VTCAVG	VSCORE	TSCORE	CSCORE	MKT CAP $millions	DAYS2TR	EPS REPORT DATE
Capri Holdings	4	CPRI	46.50	0.00	0.19	-1.40	7	0.07	2.10	1	-0.30	1.14	0.77	0.29	2.37	6,641	0.34	20221109
Tapestry Inc	4	TPR	32.16	3.73	-0.61	0.89	10	-0.36	-0.75	6	-1.00	-0.24	1.14	-0.14	-1.72	7,784	0.24	20221110
RETAIL-FOOD & RESTAURANTS																		
Sweetgreen Inc	4	SG	18.24	0.00	1.80	1.90	1	-0.36	2.14	4	1.35	0.67	-0.22	-0.14	2.37	1,998	1.30	20221108
Wendys Co/The	4	WEN	20.82	2.40	-2.14	0.43	16	-1.50	-0.75	6	-1.00	-0.58	1.25	-1.29	-1.72	4,431	0.74	20221109
RETAIL-MISC/DIVERSIFIED																		
Sally Beauty Co	4	SBH	12.91	0.00	-0.65	-1.16	10	1.64	-1.34	5	-1.78	0.05	0.75	1.86	-2.47	1,382	1.23	20221110
RETAIL-REGNL DEPT STRS																		
Dillards Inc-A	4	DDS	331.69	0.24	1.77	0.48	1	-0.21	1.75	3	0.64	0.49	-0.46	0.00	1.94	5,684	0.57	20221110
SHOES & REL APPAREL																		
Wolverine World	4	WWW	17.37	2.30	0.41	-1.61	6	-0.07	-0.04	1	-0.92	0.49	1.33	0.14	0.00	1,368	2.05	20221109
Adidas Ag-Adr	4	ADDYY	48.95	2.53	0.37	-0.85	6	1.36	-0.59	5	-1.78	0.64	1.96	1.57	-1.61	19,097	1.52	20221109
TECHNOLOGY SERVICES																		
Duolingo Inc	4	DUOL	81.23	0.00	-1.02	2.81	12	-0.79	-0.31	8	0.96	-0.71	-0.69	-0.57	-0.86	3,220	0.82	20221110
TEXTILE-APPAREL MFG																		
Hanesbrands Inc	4	HBI	6.90	8.70	-0.65	-1.16	10	1.36	-1.03	5	-1.78	0.35	1.20	1.57	-1.72	2,408	0.41	20221109
Ralph Lauren Cp	4	RL	93.51	3.21	-2.14	0.43	16	-1.36	-0.87	6	-1.00	-0.71	0.75	-1.14	-1.72	6,553	0.30	20221110
Consumer Staple																		
CONSUMER PROD-MISC DISCRECTN																		
Reynolds Consmr	5	REYN	30.20	3.05	-0.88	-1.22	14	0.64	-0.04	3	0.03	0.10	-0.66	0.57	0.52	6,338	2.08	20221108
CONSUMER PROD-MISC STAPLES																		
Grocery Outlet	5	GO	34.30	0.00	0.72	-1.23	6	1.64	-0.31	1	0.12	0.75	0.42	1.57	0.00	3,325	0.71	20221108
Edgewell Persnl	5	EPC	39.39	1.52	-0.06	1.27	10	-0.21	-1.46	6	0.57	-0.18	0.46	-0.29	-0.97	2,041	1.33	20221110
COSMETICS & TOILETRIES																		
Olaplex Hldgs	5	OLPX	4.52	0.00	-0.12	0.08	10	1.36	-1.54	7	-1.05	-0.34	-1.33	1.29	-1.29	2,934	0.90	20221109
Coty Inc	5	COTY	6.89	0.00	-0.12	-0.73	10	1.64	-1.34	5	-1.31	0.43	0.22	1.57	-0.97	5,781	0.62	20221108
FOOD ITEMS-WHOLESALE																		
Sprouts Fmr Mkt	5	SFM	28.73	0.00	0.52	-1.29	7	0.64	1.71	1	0.12	0.81	0.46	0.57	1.68	3,087	0.59	20221108
Performance Fg	5	PFGC	52.67	0.00	-0.22	1.12	11	-1.07	1.23	4	1.73	-0.16	-0.19	-1.14	1.35	8,199	0.53	20221109
Spartan Nash Co	5	SPTN	35.16	2.39	-0.28	-1.04	11	0.64	1.19	3	0.03	0.40	-0.40	0.57	1.35	1,257	2.91	20221109
FOOD-MEAT PRODUCTS																		
Beyond Meat Inc	5	BYND	15.32	0.00	1.74	-0.34	1	1.36	2.18	3	0.75	0.89	-0.19	1.29	1.93	975	0.54	20221109
FOOD-MISC/DIVERSIFIED																		
Sunopta Inc	5	STKL	11.52	0.00	1.78	1.71	1	-0.21	1.75	4	1.73	0.05	-0.69	-0.29	1.68	1,259	2.28	20221109
Darling Ingrdnt	5	DAR	79.11	0.00	1.38	1.59	3	-0.21	1.23	4	1.73	-0.06	-0.79	-0.29	1.35	12,687	0.21	20221108
Celsius Holding	5	CELH	90.56	0.00	0.96	1.47	5	-0.50	1.27	4	1.11	-0.44	-1.49	-0.57	1.35	6,850	0.30	20221110
Nomad Foods Ltd	5	NOMD	15.40	0.00	0.76	0.34	6	-0.36	-0.51	2	1.29	0.45	1.63	-0.43	0.00	2,657	1.01	20221109

Date: 11-01-2022

Stocks are grouped by INDUSTRY WITHIN SECTORS and sorted from most to least attactive based on integrated Polaris Score = iPSCORE (see "Report Headings" tab).

SECTOR CODES: 1-Energy, 2-Materials, 3-Industrials, 4-Consumer Discretionary, 5-Consumer Staples, 6-Healthcare

SECTOR CODES: 7-Financials, 8-Information Technology, 9-Communication Services, 10-Utilities, 11-Real Estate

							ABSOLUTE-SCALE METRICS			RELATIVE-SCALE METRICS								
COMPANY	SECTOR	TICKER	PRICE	YIELD	iPSCORE	Behavioral Preference Factor	ABS DCOORD	TECH OUTLK	FUNDA OUTLK	REL DCOORD	rPSCORE	VTCAVG	VSCORE	TSCORE	CSCORE	MKT CAP $millions	DAYS2TR	EPS REPORT DATE
Brf-Brasil Food	5	BRFS	2.44	0.00	0.76	0.34	6	-0.07	-0.59	2	1.29	0.15	0.54	-0.14	0.00	1,973	2.75	20221109
B&G Foods Cl-A	5	BGS	16.20	11.73	0.72	-1.23	6	1.36	-0.55	1	0.12	0.62	0.38	1.29	0.00	1,161	1.36	20221109
Us Foods Hldg	5	USFD	29.61	0.00	0.54	0.27	7	-1.36	1.67	2	0.57	-0.09	0.06	-1.43	1.68	6,649	0.65	20221110
Blue Apron Hldg	5	APRN	2.38	0.00	0.32	-1.35	8	0.50	1.27	1	0.12	0.62	0.31	0.43	1.35	83	1.92	20221107
Treehouse Foods	5	THS	49.93	0.00	-0.08	1.16	10	-0.21	-1.30	8	-0.15	-0.47	-0.31	-0.29	-0.97	2,798	1.23	20221107
Flowers Foods	5	FLO	28.57	3.08	-0.28	-1.04	11	0.64	1.19	3	0.03	0.35	-0.53	0.57	1.35	6,052	0.70	20221110
Hain Celestial	5	HAIN	19.15	0.00	-1.33	-0.92	16	0.07	-1.54	5	-1.67	0.05	0.77	0.00	-0.97	1,710	1.13	20221108
MEDICAL SERVICES																		
Beauty Hlth Co	5	SKIN	11.21	0.00	-0.08	1.16	10	-0.36	-0.75	8	-0.15	-0.90	-1.63	-0.43	-0.52	1,691	1.48	20221108
Health Care																		
FINANCE-MISC SERVICES																		
Royalty Pharma	6	RPRX	42.22	1.80	-0.40	0.13	10	1.51	-1.34	7	-0.50	0.07	-0.16	1.73	-1.37	25,637	0.41	20221108
INSTRUMENTS-SCIENTIFIC																		
Perkinelmer Inc	6	PKI	136.57	0.21	-1.21	-0.62	14	0.36	0.20	3	0.51	0.37	-0.02	0.58	0.55	17,238	0.24	20221108
LARGE CAP PHARMA																		
Bayer A G -Adr	6	BAYRY	13.27	2.65	0.23	-1.06	7	0.36	1.63	1	-0.41	0.88	0.30	0.58	1.78	52,147	1.80	20221108
Astrazeneca Plc	6	AZN	59.85	1.52	-1.67	-0.31	16	0.36	-0.83	7	-0.50	-0.06	-0.19	0.58	-0.55	185,466	0.07	20221110
MEDICAL INFORMATION SYSTEMS																		
Clover Health	6	CLOV	1.59	0.00	0.49	0.44	6	-0.36	-0.55	2	0.87	0.34	1.15	-0.14	0.00	759	2.14	20221107
Azenta Inc	6	AZTA	45.65	0.22	0.44	-0.99	6	1.65	-0.55	1	-0.41	1.60	2.93	1.87	0.00	3,425	0.56	20221109
Signify Health	6	SGFY	29.22	0.00	-0.43	0.12	10	-0.22	-1.07	7	-1.23	-0.25	-0.21	0.00	-0.55	6,850	0.28	20221108
Fulgent Genetic	6	FLGT	40.25	0.00	-0.57	0.08	11	-1.65	1.27	2	0.87	0.19	0.59	-1.44	1.43	1,221	2.61	20221107
Invitae Corp	6	NVTA	2.86	0.00	-0.57	0.08	11	-1.65	1.27	2	0.87	0.19	0.57	-1.44	1.43	673	1.04	20221108
Privia Hlth Grp	6	PRVA	32.69	0.00	-1.02	1.27	13	-0.50	-0.99	6	-0.04	-0.25	0.08	-0.29	-0.55	3,639	1.21	20221110
MEDICAL INSTRUMENTS																		
Silk Rd Medical	6	SILK	44.13	0.00	1.52	0.34	1	-0.22	2.10	3	0.51	0.58	-0.31	0.00	2.05	1,555	1.11	20221108
Shockwave Med	6	SWAV	292.05	0.00	1.52	0.34	1	-0.22	1.75	3	0.51	0.14	-1.36	0.00	1.78	10,453	0.19	20221107
Alcon Inc	6	ALC	60.47	0.00	0.41	-1.40	6	1.37	-0.51	1	-1.14	0.56	0.10	1.58	0.00	29,636	0.47	20221108
Masimo Corp	6	MASI	131.63	0.00	0.41	-1.40	6	-0.07	0.08	1	-1.14	0.27	0.12	0.14	0.55	6,915	0.27	20221108
Globus Medical	6	GMED	66.92	0.00	0.29	0.98	7	-1.08	2.14	4	1.33	0.29	-0.31	-0.86	2.05	6,660	0.79	20221108
Steris Plc	6	STE	172.87	1.09	-0.45	-1.23	10	1.37	-0.83	5	-1.78	0.35	0.02	1.58	-0.55	17,290	0.27	20221109
Pacific Biosci	6	PACB	8.81	0.00	-1.69	-0.32	16	0.22	-1.34	7	-1.23	-0.29	-0.27	0.43	-1.02	1,981	0.48	20221107
MEDICAL PRODUCTS																		
Haemonetics Cp	6	HAE	83.96	0.00	1.52	0.34	1	-0.22	1.67	3	0.51	0.52	-0.20	0.00	1.78	4,309	0.80	20221107
Nanostring Tech	6	NSTG	10.70	0.00	1.07	-0.77	3	1.65	0.68	1	-0.41	1.12	0.46	1.87	1.02	497	2.99	20221107
Adapthealth Cp	6	AHCO	22.95	0.00	-0.39	1.49	10	-0.65	-0.75	6	-0.04	-0.31	0.06	-0.43	-0.55	3,082	1.40	20221108
Icu Medical Inc	6	ICUI	147.16	0.00	-0.40	0.13	10	1.37	-0.99	7	-0.50	0.28	-0.19	1.58	-0.55	3,517	0.98	20221107

Date: 11-01-2022

Stocks are grouped by INDUSTRY WITHIN SECTORS and sorted from most to least attactive based on integrated Polaris Score = iPSCORE (see "Report Headings" tab).

SECTOR CODES: 1-Energy, 2-Materials, 3-Industrials, 4-Consumer Discretionary, 5-Consumer Staples, 6-Healthcare

SECTOR CODES: 7-Financials, 8-Information Technology, 9-Communication Services, 10-Utilities, 11-Real Estate

							ABSOLUTE-SCALE METRICS			RELATIVE-SCALE METRICS								
COMPANY	SECTOR	TICKER	PRICE	YIELD	iPSCORE	Behavioral Preference Factor	ABS DCOORD	TECH OUTLK	FUNDA OUTLK	REL DCOORD	rPSCORE	VTCAVG	VSCORE	TSCORE	CSCORE	MKT CAP $millions	DAYS2TR	EPS REPORT DATE
Perrigo Co Plc	6	PRGO	40.11	2.59	-0.47	-1.24	10	-0.22	-1.34	5	-2.42	-0.28	0.19	0.00	-1.02	5,400	0.63	20221108
Meridian Biosci	6	VIVO	32.00	0.00	-1.04	-0.09	13	1.22	-0.79	7	-0.50	0.16	-0.41	1.44	-0.55	1,400	2.78	20221111
Nuvasive Inc	6	NUVA	44.71	0.00	-1.62	2.07	16	-1.37	-0.75	8	0.78	-0.59	-0.08	-1.15	-0.55	2,328	0.88	20221109
Aurora Cannabis	6	ACB	1.35	0.00	-1.65	1.04	16	-1.65	-0.79	6	-0.04	-0.49	0.52	-1.44	-0.55	406	1.22	20221110
Canopy Growth	6	CGC	3.49	0.00	-1.65	1.04	16	-1.37	-0.91	6	-0.04	-0.50	0.19	-1.15	-0.55	1,676	0.35	20221109
MEDICAL SERVICES																		
Natera Inc	6	NTRA	46.67	0.00	1.10	0.19	3	-0.22	1.23	3	0.51	0.28	-0.59	0.00	1.43	4,525	0.55	20221108
Doximity Inc	6	DOCS	26.23	0.00	-0.40	0.13	10	1.65	-1.42	7	-0.50	0.05	-0.68	1.87	-1.02	5,075	0.52	20221110
Establshmt Labs	6	ESTA	56.87	0.00	-0.47	-1.24	10	-0.07	-1.54	5	-2.42	-0.28	0.04	0.14	-1.02	1,376	1.37	20221107
Cano Health	6	CANO	3.33	0.00	-0.87	-1.38	12	0.50	-0.59	5	-1.78	0.19	0.32	0.72	-0.48	1,613	0.51	20221109
Viatris Inc	6	VTRS	10.25	4.68	-1.65	1.04	16	-1.37	-0.83	6	-0.04	-0.56	0.00	-1.15	-0.55	12,430	0.28	20221107
Surgery Partnrs	6	SGRY	28.15	0.00	-1.67	-0.31	16	0.36	-1.03	7	-0.50	0.01	0.00	0.58	-0.55	2,532	1.36	20221108
MEDICAL-BIOMED/GENETICS																		
Emergent Biosol	6	EBS	20.92	0.00	1.55	0.82	1	-0.36	1.67	2	1.24	0.94	1.20	-0.14	1.78	1,043	1.98	20221108
Ligand Pharma-B	6	LGND	84.61	0.00	1.54	0.81	1	-0.36	1.71	2	0.87	0.55	0.02	-0.14	1.78	1,428	2.30	20221107
Agenus Inc	6	AGEN	2.51	0.00	1.54	0.81	1	-0.65	1.71	2	0.87	0.48	0.08	-0.43	1.78	711	2.20	20221108
Abcellara Biolg	6	ABCL	11.50	0.00	1.47	-1.03	1	-0.22	2.22	1	-1.14	0.71	0.07	0.00	2.05	3,279	1.36	20221108
Revance Therap	6	RVNC	22.46	0.00	1.34	1.35	2	-0.50	2.22	4	1.33	0.48	-0.34	-0.29	2.05	1,642	0.86	20221108
Prometheus Bio	6	RXDX	51.35	0.00	1.33	1.55	2	-0.50	1.67	4	1.06	-0.53	-3.07	-0.29	1.78	2,100	0.97	20221111
Immunocore Hldg	6	IMCR	56.87	0.00	1.12	0.33	3	1.51	1.27	3	0.97	0.82	-0.71	1.73	1.43	2,501	1.28	20221109
Akous Inc	6	AKUS	13.13	0.00	1.12	0.66	3	-0.65	1.23	2	0.87	0.44	0.32	-0.43	1.43	485	1.44	20221111
Akero Therp Inc	6	AKRO	43.36	0.00	1.10	0.19	3	-0.22	0.76	3	0.51	0.11	-0.69	0.00	1.02	1,629	0.96	20221111
Genmab A/S -Adr	6	GMAB	38.36	0.00	1.10	0.19	3	-0.22	0.76	3	0.51	0.08	-0.78	0.00	1.02	25,252	1.10	20221109
Xenon Pharmact	6	XENE	37.12	0.00	1.08	0.05	3	-0.22	1.23	3	-0.04	-0.47	-2.86	0.00	1.43	2,311	2.38	20221108
89Bio Inc	6	ETNB	9.48	0.00	1.07	-0.77	3	1.08	1.23	1	-0.41	1.03	0.35	1.29	1.43	193	2.72	20221110
Plant Therapeut	6	PLRX	25.16	0.00	1.06	-0.10	3	1.51	0.76	3	-0.68	-1.28	-6.58	1.73	1.02	1,225	2.92	20221108
Neogenomics Inc	6	NEO	7.65	0.00	1.05	-1.18	3	-0.07	1.23	1	-1.14	0.53	0.02	0.14	1.43	962	2.47	20221108
Arcutis Biother	6	ARQT	18.21	0.00	0.47	-0.03	6	-0.07	-0.51	3	0.51	-0.08	-0.38	0.14	0.00	939	2.10	20221108
Nuvalent Inc	6	NUVL	33.70	0.00	0.47	0.44	6	-0.65	-0.35	2	0.42	-0.09	0.15	-0.43	0.00	1,628	1.32	20221109
Mirati Theraptc	6	MRTX	67.49	0.00	0.45	-0.17	6	-0.07	-0.27	3	-0.04	-0.18	-0.67	0.14	0.00	3,753	0.53	20221108
Zai Lab Ltd-Adr	6	ZLAB	25.02	0.00	0.41	-1.40	6	1.37	-0.55	1	-1.14	0.64	0.33	1.58	0.00	2,450	1.64	20221109
Inhibrx Inc	6	INBX	33.33	0.00	0.40	-0.46	6	-0.22	-0.51	3	-1.41	-2.40	-7.20	0.00	0.00	1,302	0.84	20221108
Zentalis Pharma	6	ZNTL	25.60	0.00	0.26	-0.11	7	0.07	1.71	3	0.51	0.59	-0.29	0.29	1.78	1,459	2.22	20221109
Amicus Therapt	6	FOLD	10.36	0.00	-0.16	-0.25	9	1.22	-0.51	3	0.51	0.18	-0.90	1.44	0.00	2,906	0.96	20221107
Dice Therapeut	6	DICE	37.25	0.00	-0.36	2.51	10	-0.65	-1.38	8	0.78	-0.55	-0.20	-0.43	-1.02	1,423	0.36	20221111
Novavax Inc	6	NVAX	22.00	0.00	-0.40	0.13	10	1.37	-1.54	7	-0.50	0.05	-0.08	1.58	-1.37	1,719	0.19	20221108
Halozyme Thera	6	HALO	48.28	0.00	-0.43	0.12	10	-0.22	-0.83	7	-1.23	-0.23	-0.15	0.00	-0.55	6,652	0.56	20221108

Date: 11-01-2022

Stocks are grouped by INDUSTRY WITHIN SECTORS and sorted from most to least attactive based on integrated Polaris Score = iPSCORE (see "Report Headings" tab).

SECTOR CODES: 1-Energy, 2-Materials, 3-Industrials, 4-Consumer Discretionary, 5-Consumer Staples, 6-Healthcare

SECTOR CODES: 7-Financials, 8-Information Technology, 9-Communication Services, 10-Utilities, 11-Real Estate

COMPANY	SECTOR	TICKER	PRICE	YIELD	iPSCORE	Behavioral Preference Factor	ABSOLUTE-SCALE METRICS			RELATIVE-SCALE METRICS						MKT CAP $millions	DAYS2TR	EPS REPORT DATE
							ABS DCOORD	TECH OUTLK	FUNDA OUTLK	REL DCOORD	rPSCORE	VTCAVG	VSCORE	TSCORE	CSCORE			
Cytek Biosci	6	CTKB	15.51	0.00	-0.43	0.12	10	-0.22	-0.79	7	-1.23	-0.26	-0.23	0.00	-0.55	2,088	2.94	20221109
Biohaven Ltd	6	BHVN	16.76	0.00	-0.43	0.12	10	-0.07	-0.99	7	-1.23	-0.38	-0.74	0.14	-0.55	1,201	0.49	20221108
Celldex Therapt	6	CLDX	35.35	0.00	-0.43	0.12	10	-0.22	-0.91	7	-1.23	-0.65	-1.40	0.00	-0.55	1,653	1.68	20221108
Vaxcyte Inc	6	PCVX	45.00	0.00	-0.45	-1.23	10	1.51	-0.87	5	-1.78	0.44	0.15	1.73	-0.55	2,669	0.23	20221109
Zymeworks Inc	6	ZYME	7.45	0.00	-0.56	0.89	11	-1.51	1.27	4	1.06	-0.11	-0.47	-1.29	1.43	449	1.94	20221108
Axsome Therptcs	6	AXSM	48.87	0.00	-0.99	2.29	13	-0.50	-1.54	8	0.78	-0.94	-1.50	-0.29	-1.02	1,902	0.41	20221107
Apellis Pharma	6	APLS	60.66	0.00	-1.06	-0.10	13	0.79	-1.50	7	-1.23	-0.21	-0.61	1.01	-1.02	6,664	0.42	20221107
Reata Pharmac	6	RETA	33.53	0.00	-1.19	0.67	14	-1.08	-0.55	4	1.06	-0.44	-0.46	-0.86	0.00	1,224	0.75	20221108
Vericel Corp	6	VCEL	27.37	0.00	-1.19	0.67	14	-1.37	-0.59	4	1.06	-0.50	-0.36	-1.15	0.00	1,291	2.22	20221109
Mirum Pharmact	6	MIRM	23.09	0.00	-1.21	-0.62	14	0.65	-0.51	3	0.51	0.21	-0.23	0.86	0.00	848	2.41	20221109
Qiagen Nv	6	QGEN	44.05	0.00	-1.21	-0.15	14	-1.37	-0.31	2	0.42	-0.33	0.15	-1.15	0.00	10,003	0.35	20221107
Biontech Se	6	BNTX	144.08	0.00	-1.27	-1.99	14	0.07	-0.55	1	-1.14	0.31	0.63	0.29	0.00	34,966	0.22	20221107
Mannkind Corp	6	MNKD	3.47	0.00	-1.62	2.07	16	-1.65	-0.91	8	0.78	-0.81	-0.46	-1.44	-0.55	876	1.95	20221108
Inovio Pharmac	6	INO	2.12	0.00	-1.64	2.13	16	-1.37	-0.83	8	0.33	-1.01	-1.34	-1.15	-0.55	529	2.18	20221108
MEDICAL-DRUGS																		
Verve Therptics	6	VERV	36.44	0.00	1.47	-1.03	1	-0.22	2.14	1	-1.14	0.73	0.14	0.00	2.05	2,191	1.05	20221109
Catalyst Pharma	6	CPRX	13.98	0.00	1.10	0.19	3	-0.22	1.23	3	0.51	0.37	-0.33	0.00	1.43	1,437	1.12	20221109
Cassava Science	6	SAVA	35.96	0.00	0.47	0.44	6	-0.65	-0.55	2	0.42	-0.10	0.14	-0.43	0.00	1,442	0.58	20221109
Ionis Pharmact	6	IONS	44.83	0.00	0.45	-0.17	6	-0.22	-0.55	3	-0.04	-0.22	-0.65	0.00	0.00	6,363	0.60	20221109
Actinium Pharma	6	ATNM	13.25	0.00	0.45	-0.17	6	-0.22	-0.55	3	-0.04	-0.54	-1.62	0.00	0.00	334	2.51	20221111
Eqrx Inc	6	EQRX	5.30	0.00	0.41	-1.40	6	-0.22	-0.31	1	-1.14	0.28	0.84	0.00	0.00	2,375	2.60	20221110
Jazz Pharmaceut	6	JAZZ	145.61	0.00	0.20	-1.47	7	0.36	1.67	1	-1.14	0.79	0.02	0.58	1.78	9,092	0.46	20221109
Altimmune Inc	6	ALT	12.51	0.00	-0.14	1.03	9	-0.50	-0.39	4	1.06	-0.51	-1.26	-0.29	0.00	613	1.69	20221108
Amylyx Pharma	6	AMLX	35.87	0.00	-0.40	0.13	10	1.08	-1.07	7	-0.50	0.16	-0.27	1.29	-0.55	2,376	0.51	20221110
Fibrogen Inc	6	FGEN	17.43	0.00	-0.43	0.12	10	-0.22	-1.38	7	-1.23	-0.45	-0.32	0.00	-1.02	1,634	1.43	20221107
Cti Biopharma	6	CTIC	5.21	0.00	-0.99	2.29	13	-0.50	-1.54	8	0.78	-0.52	-0.24	-0.29	-1.02	596	1.29	20221107
Sage Therapeutc	6	SAGE	37.88	0.00	-0.99	2.29	13	-0.93	-0.83	8	0.78	-0.61	-0.56	-0.72	-0.55	2,251	1.61	20221108
Recursion Pharm	6	RXRX	10.55	0.00	-1.04	-0.09	13	0.79	-0.95	7	-0.50	0.03	-0.38	1.01	-0.55	1,802	2.98	20221109
Xencor Inc	6	XNCR	28.27	0.00	-1.19	0.67	14	-1.08	-0.27	4	1.06	-0.37	-0.25	-0.86	0.00	1,688	2.72	20221107
Revolution Meds	6	RVMD	20.79	0.00	-1.19	0.67	14	-1.08	-0.27	4	1.06	-0.47	-0.53	-0.86	0.00	1,823	1.46	20221107
Cerevel Therps	6	CERE	29.32	0.00	-1.71	-1.67	16	0.22	-0.87	5	-1.78	-0.03	0.03	0.43	-0.55	4,354	1.59	20221108
MEDICAL-GENERIC DRUGS																		
Supernus Pharma	6	SUPN	34.31	0.00	-0.43	0.12	10	-0.22	-0.87	7	-1.23	-0.22	-0.12	0.00	-0.55	1,835	2.11	20221108
MEDICAL-NURSING HOMES																		
Brookdale Senr	6	BKD	4.41	0.00	-0.43	0.12	10	-0.07	-1.46	7	-1.23	-0.34	-0.12	0.14	-1.02	824	2.09	20221107
MEDICAL-OUTPNT/HM CARE																		
Elanco Animal	6	ELAN	13.28	0.00	0.41	-1.40	6	1.37	-0.51	1	-1.14	0.55	0.08	1.58	0.00	6,296	0.28	20221108

Date: 11-01-2022

Stocks are grouped by INDUSTRY WITHIN SECTORS and sorted from most to least attactive based on integrated Polaris Score = iPSCORE (see "Report Headings" tab).

SECTOR CODES: 1-Energy, 2-Materials, 3-Industrials, 4-Consumer Discretionary, 5-Consumer Staples, 6-Healthcare

SECTOR CODES: 7-Financials, 8-Information Technology, 9-Communication Services, 10-Utilities, 11-Real Estate

							ABSOLUTE-SCALE METRICS			RELATIVE-SCALE METRICS								
COMPANY	SECTOR	TICKER	PRICE	YIELD	iPSCORE	Behavioral Preference Factor	ABS DCOORD	TECH OUTLK	FUNDA OUTLK	REL DCOORD	rPSCORE	VTCAVG	VSCORE	TSCORE	CSCORE	MKT CAP $millions	DAYS2TR	EPS REPORT DATE
Oak Street Hlth	6	OSH	20.42	0.00	-1.44	1.12	15	-0.79	-0.87	6	-0.04	-0.33	0.14	-0.58	-0.55	4,929	0.81	20221107
MEDICAL/DENTAL-SUPPLIES																		
Becton Dickinso	6	BDX	233.88	1.49	1.12	0.33	3	1.65	1.15	3	0.97	1.10	-0.01	1.87	1.43	66,701	0.08	20221110
RETAIL-APPAREL/SHOE																		
Figs Inc	6	FIGS	7.13	0.00	0.44	-0.99	6	1.37	0.08	1	-0.41	0.84	0.40	1.58	0.55	1,179	0.97	20221110
TECHNOLOGY SERVICES																		
R1 Rcm Inc	6	RCM	17.71	0.00	-0.40	0.13	10	1.37	-0.83	7	-0.50	0.24	-0.32	1.58	-0.55	7,369	0.87	20221108
Financials																		
BANKS-FOREIGN																		
Sumitomo-Mitsui	7	SMFG	5.62	4.55	0.58	-1.36	6	1.33	-0.55	1	-1.08	0.61	0.53	1.54	0.00	38,629	1.24	20221111
Banco Sant-Ads	7	BSBR	5.70	5.80	0.58	-1.36	6	-0.07	-0.51	1	-1.08	0.23	0.53	0.14	0.00	21,281	2.35	20221109
FINANCE-INVESTMENT MGMT																		
Tpg Inc	7	TPG	31.72	4.92	1.67	0.04	1	1.05	1.71	3	0.09	0.59	-1.28	1.26	1.96	9,793	2.18	20221109
Cannae Holdings	7	CNNE	23.40	0.00	-1.02	0.93	14	-1.05	-0.59	4	0.93	-0.60	-1.01	-0.84	0.00	1,875	2.34	20221109
Affil Managers	7	AMG	126.57	0.03	-1.48	1.44	16	-1.61	-1.46	8	0.01	-0.80	-0.03	-1.40	-1.13	4,838	0.73	20221107
FINANCE-MISC SERVICES																		
Lufax Holding	7	LU	1.52	19.74	0.58	-1.36	6	1.33	-0.51	1	-1.08	0.57	0.41	1.54	0.00	3,474	1.07	20221108
Jackson Finl	7	JXN	37.70	5.84	-1.56	-1.36	16	0.21	-0.99	5	-2.00	0.35	1.24	0.42	-0.60	3,254	0.88	20221109
FINANCE-MRTG & REL SVC																		
Ellington Finl	7	EFC	13.11	13.73	-0.22	1.83	10	-0.35	-0.87	8	0.01	-0.59	-0.92	-0.14	-0.60	787	2.53	20221107
Walker & Dunlop	7	WD	90.04	2.67	-0.28	-0.26	10	1.61	-0.87	7	-1.58	0.14	-0.37	1.82	-0.60	2,974	1.78	20221109
FINANCE-PUBLIC TD INV FD																		
Carlyle Grp Inc	7	CG	28.35	4.59	-0.22	1.83	10	-0.35	-1.50	8	0.01	-0.45	-0.01	-0.14	-1.13	10,244	0.31	20221108
FINANCE-SBIC & COMMRCL																		
Blackstn Scr Ld	7	BXSL	23.36	10.27	1.72	1.60	1	-0.35	1.71	4	1.35	0.38	-0.80	-0.14	1.96	3,861	1.77	20221110
Fs Kkr Capital	7	FSK	19.35	12.61	1.29	0.87	3	-0.35	1.23	2	1.01	0.54	0.01	-0.14	1.58	5,480	1.20	20221107
FINANCIAL TRANSACTION SERVICES																		
Green Dot Cp-A	7	GDOT	19.54	0.00	-0.22	1.30	10	-0.35	-1.50	6	0.09	-0.24	0.56	-0.14	-1.13	1,050	2.61	20221109
INSURANCE-BROKERS																		
Ryan Specialty	7	RYAN	45.22	0.00	1.30	1.47	3	-0.63	1.19	4	1.35	0.35	-0.30	-0.42	1.58	11,721	1.03	20221110
INSURANCE-LIFE																		
Amer Equity Inv	7	AEL	42.51	0.80	1.72	1.60	1	-0.63	1.71	4	1.35	0.58	-0.04	-0.42	1.96	3,725	1.77	20221107
Primerica Inc	7	PRI	145.37	1.51	-0.30	-0.97	10	-0.21	-0.79	5	-2.00	-0.20	0.06	0.00	-0.60	5,445	1.39	20221108
Brighthouse Fin	7	BHF	57.71	0.00	-0.32	-0.80	10	-0.21	-1.34	5	-2.42	-0.31	0.27	0.00	-1.13	4,145	0.81	20221107
Brp Group Inc	7	BRP	28.64	0.00	-0.85	1.63	13	-0.49	-1.42	8	0.01	-0.50	-0.05	-0.28	-1.13	3,300	2.64	20221107
INSURANCE-MULTI LINE																		
Lemonade Inc	7	LMND	24.04	0.00	-0.38	0.95	11	-1.05	0.76	4	1.35	-0.07	-0.71	-0.84	1.13	1,657	1.29	20221108

Date: 11-01-2022

Stocks are grouped by INDUSTRY WITHIN SECTORS and sorted from most to least attactive based on integrated Polaris Score = iPSCORE (see "Report Headings" tab).

SECTOR CODES: 1-Energy, 2-Materials, 3-Industrials, 4-Consumer Discretionary, 5-Consumer Staples, 6-Healthcare

SECTOR CODES: 7-Financials, 8-Information Technology, 9-Communication Services, 10-Utilities, 11-Real Estate

							ABSOLUTE-SCALE METRICS			RELATIVE-SCALE METRICS								
COMPANY	SECTOR	TICKER	PRICE	YIELD	iPSCORE	Behavioral Preference Factor	ABS DCOORD	TECH OUTLK	FUNDA OUTLK	REL DCOORD	rPSCORE	VTCAVG	VSCORE	TSCORE	CSCORE	MKT CAP $millions	DAYS2TR	EPS REPORT DATE
Assured Guarnty	7	AGO	59.26	1.69	-1.02	0.93	14	-1.47	-0.31	4	0.93	-0.58	-0.65	-1.26	0.00	3,671	1.44	20221107
Aegon N V	7	AEG	4.59	4.06	-1.56	-1.36	16	0.07	-1.07	5	-2.00	0.07	0.59	0.28	-0.60	12,279	1.77	20221110
INSURANCE-PROP/CAS/TITLE																		
Ambac Finl Grp	7	AMBC	13.90	0.00	0.03	1.25	9	-0.91	-0.31	4	0.93	-0.44	-0.70	-0.70	0.00	625	2.93	20221108
Fnf Group	7	FNF	40.14	4.38	-1.50	0.78	16	-1.61	-1.03	6	-0.58	-0.57	0.07	-1.40	-0.60	11,091	0.42	20221108
IT SERVICES																		
Upstart Hldgs	7	UPST	22.17	0.00	0.62	-0.28	6	1.33	-0.59	3	0.09	0.33	-0.25	1.54	0.00	1,803	0.19	20221108
REIT-MORTGAGE TRUST																		
Starwood Proprt	7	STWD	20.81	9.23	1.30	1.47	3	-0.35	0.72	4	1.35	0.21	-0.46	-0.14	1.13	6,435	0.35	20221109
Two Harbors Inv	7	TWO	3.55	19.16	-0.22	1.83	10	-0.35	-1.54	8	0.01	-0.49	-0.11	-0.14	-1.13	1,223	1.30	20221108
Ready Capital	7	RC	11.98	14.02	-1.48	1.44	16	-1.61	-1.26	8	0.01	-0.83	-0.09	-1.40	-1.13	1,371	1.61	20221107
Info Technology																		
BUSINESS SERVICES																		
Affirm Holdings	8	AFRM	19.46	0.00	0.52	0.43	6	-0.35	-0.59	2	0.60	0.09	0.37	-0.14	0.00	5,625	0.12	20221108
BUSINESS SOFTWARE SVCS/BPO																		
Q2 Holdings Inc	8	QTWO	31.23	0.00	0.46	-1.37	6	1.61	-0.59	1	-0.96	0.74	0.03	1.82	0.00	1,790	1.52	20221107
COMPUTER-NETWORKS																		
Digi Intl Inc	8	DGII	37.91	0.00	0.50	-0.17	6	-0.21	-0.35	3	0.14	-0.26	-0.66	0.00	0.00	1,330	1.53	20221110
COMPUTER-SOFTWARE																		
Avid Tech Inc	8	AVID	27.69	0.00	-0.54	0.87	11	-1.33	1.15	4	1.24	-0.18	-0.12	-1.12	1.58	1,236	2.78	20221108
COMPUTER-STORAGE DEVICES																		
Teradata Corp	8	TDC	32.08	0.00	-0.57	0.07	11	-1.33	0.80	2	0.60	-0.18	0.10	-1.12	1.13	3,359	0.81	20221107
ELEC MANUF SVS (EMS)																		
Sanmina Corp	8	SANM	57.34	0.00	0.50	-0.17	6	-0.21	-0.35	3	0.14	-0.09	-0.23	0.00	0.00	3,315	1.33	20221107
ELEC MISC SERVICES																		
Jack Henry Assc	8	JKHY	201.24	0.97	-0.41	0.12	10	-0.21	-0.83	7	-1.06	-0.29	-0.42	0.00	-0.60	14,667	0.29	20221108
ELEC-MISC COMPONENTS																		
Fabrinet	8	FN	116.27	0.00	0.50	-0.17	6	-0.21	-0.35	3	0.14	-0.33	-0.83	0.00	0.00	4,254	1.10	20221107
Novanta Inc	8	NOVT	140.23	0.00	-0.54	0.87	11	-1.05	1.19	4	1.24	-0.04	-0.03	-0.84	1.58	4,998	1.16	20221108
Meta Materials	8	MMAT	1.15	0.00	-1.71	-0.31	16	0.07	-1.03	7	-1.06	-0.73	-1.82	0.28	-0.60	416	1.88	20221109
ELEC-SEMICONDUCTORS																		
Globalfoundries	8	GFS	57.01	0.00	0.50	-0.17	6	-0.21	-0.43	3	0.14	-0.12	-0.30	0.00	0.00	30,321	0.28	20221108
Infineon Tech	8	IFNNY	24.69	0.85	0.31	-0.10	7	0.35	1.71	3	0.69	0.55	-0.16	0.56	1.95	32,243	2.61	20221109
Diodes Inc	8	DIOD	72.09	0.00	0.30	0.36	7	-1.33	1.67	2	0.60	-0.02	0.10	-1.12	1.95	3,279	1.17	20221107
Himax Tech-Adr	8	HIMX	5.86	21.16	-1.27	-1.94	14	0.07	-0.35	1	-0.96	0.69	1.44	0.28	0.00	1,021	2.80	20221110
FINANCIAL TRANSACTION SERVICES																		
Intl Money Expr	8	IMXI	26.75	0.00	1.55	-1.01	1	-0.21	1.63	1	-0.96	0.47	0.20	0.00	1.95	1,013	2.49	20221109

Date: 11-01-2022

Stocks are grouped by INDUSTRY WITHIN SECTORS and sorted from most to least attactive based on integrated Polaris Score = iPSCORE (see "Report Headings" tab).

SECTOR CODES: 1-Energy, 2-Materials, 3-Industrials, 4-Consumer Discretionary, 5-Consumer Staples, 6-Healthcare

SECTOR CODES: 7-Financials, 8-Information Technology, 9-Communication Services, 10-Utilities, 11-Real Estate

							ABSOLUTE-SCALE METRICS			RELATIVE-SCALE METRICS								
COMPANY	SECTOR	TICKER	PRICE	YIELD	iPSCORE	Behavioral Preference Factor	ABS DCOORD	TECH OUTLK	FUNDA OUTLK	REL DCOORD	rPSCORE	VTCAVG	VSCORE	TSCORE	CSCORE	MKT CAP $millions	DAYS2TR	EPS REPORT DATE
Flyware Corp	8	FLYW	21.24	0.00	-0.41	0.12	10	-0.07	-1.07	7	-1.06	-0.33	-0.66	0.14	-0.60	2,300	1.68	20221108
Shift4 Payments	8	FOUR	46.18	0.00	-0.54	0.87	11	-1.61	1.27	4	1.24	-0.44	-0.48	-1.40	1.58	3,889	0.60	20221107
Marqeta Inc	8	MQ	7.78	0.00	-0.57	0.07	11	-1.61	1.27	2	0.60	-0.19	0.15	-1.40	1.58	4,223	0.64	20221109
Pagseguro Digtl	8	PAGS	14.82	0.00	-1.22	-0.15	14	-1.05	-0.04	2	0.60	-0.03	0.46	-0.84	0.60	4,885	0.66	20221110
Envestnet Inc	8	ENV	49.74	0.00	-1.22	-0.15	14	-1.61	-0.08	2	0.60	-0.31	0.32	-1.40	0.60	2,745	1.96	20221108
INTERNET CONTENT																		
Perion Network	8	PERI	22.63	0.00	1.55	-1.01	1	-0.21	1.71	1	-0.96	0.56	0.42	0.00	1.95	1,005	2.41	20221108
Ironsource Ltd	8	IS	3.13	0.00	0.54	1.23	6	-0.35	-0.39	4	1.24	-0.06	-0.02	-0.14	0.00	3,169	0.89	20221109
Weibo Corp Ads	8	WB	12.46	0.00	0.54	0.43	6	-0.35	-0.59	2	1.06	0.29	0.86	-0.14	0.00	2,947	1.75	20221110
INTERNET SERVICES																		
Liveperson Inc	8	LPSN	10.60	0.00	-1.19	0.65	14	-1.33	-0.47	4	1.24	-0.46	-0.02	-1.12	0.00	795	2.40	20221107
Akamai Tech	8	AKAM	88.10	0.00	-1.19	0.65	14	-1.33	-0.43	4	1.24	-0.52	-0.17	-1.12	0.00	14,004	0.22	20221108
INTERNET SOFTWARE																		
Unity Software	8	U	28.93	0.00	1.63	1.59	1	-0.35	2.18	4	1.24	0.10	-0.74	-0.14	2.25	8,693	0.11	20221109
Everbridge Inc	8	EVBG	32.25	0.00	1.62	0.79	1	-0.35	1.75	2	1.06	0.37	0.09	-0.14	1.95	1,281	1.67	20221108
Toast Inc	8	TOST	22.01	0.00	1.59	0.19	1	-0.21	1.75	3	0.14	0.24	-0.37	0.00	1.95	11,266	0.23	20221110
Five9 Inc	8	FIVN	59.85	0.00	1.55	-1.01	1	1.33	1.67	1	-0.96	1.03	0.07	1.54	1.95	4,196	0.24	20221107
Nice Ltd	8	NICE	185.63	0.00	1.20	1.44	3	-0.35	1.19	4	1.24	0.18	-0.19	-0.14	1.58	11,783	0.68	20221110
Doublevrfy Hldg	8	DV	28.89	0.00	1.16	0.05	3	-0.21	1.19	3	0.14	-0.20	-1.30	0.00	1.58	4,750	0.68	20221108
Digital Turbine	8	APPS	14.76	0.00	0.54	1.23	6	-0.35	-0.59	4	1.24	-0.08	-0.07	-0.14	0.00	1,459	0.65	20221109
Digitalocn Hld	8	DOCN	35.28	0.00	0.50	-0.17	6	-0.07	-0.59	3	0.14	-0.24	-0.74	0.14	0.00	3,420	0.62	20221107
Bentley Systems	8	BSY	34.20	0.35	-0.41	0.12	10	-0.07	-1.26	7	-1.06	-0.61	-1.10	0.14	-1.13	9,466	1.06	20221108
New Relic Inc	8	NEWR	58.92	0.00	-0.56	-0.39	11	0.07	1.27	3	0.69	0.29	-0.35	0.28	1.58	3,966	1.16	20221108
Olo Inc	8	OLO	9.00	0.00	-1.23	-0.75	14	0.07	-0.55	3	0.14	-0.02	-0.33	0.28	0.00	1,431	2.40	20221109
Forgerock Inc	8	FORG	22.67	0.00	-1.23	-0.75	14	0.63	-0.59	3	0.14	-0.19	-1.32	0.84	0.00	1,928	0.35	20221109
INTERNET SOFTWARE/SVCS																		
Squarespace Inc	8	SQSP	21.54	0.00	1.16	0.05	3	-0.07	1.27	3	0.14	0.24	-0.33	0.14	1.58	2,996	2.99	20221108
Channeladvisor	8	ECOM	23.04	0.00	0.52	-0.03	6	1.05	-0.39	3	0.69	0.42	-0.22	1.26	0.00	662	2.61	20221108
Ringcentral Inc	8	RNG	35.49	0.00	0.52	0.43	6	-0.35	-0.31	2	0.60	0.09	0.35	-0.14	0.00	3,383	0.37	20221109
IT SERVICES																		
Amdocs Ltd	8	DOX	84.67	1.87	1.18	0.18	3	-0.21	1.19	3	0.69	0.27	-0.12	0.00	1.58	11,101	0.52	20221108
Fair Isaac Inc	8	FICO	476.12	0.00	0.50	-0.17	6	-0.21	-0.35	3	0.14	-0.32	-0.80	0.00	0.00	12,023	0.23	20221109
Wix.Com Ltd	8	WIX	83.84	0.00	0.30	0.36	7	-1.05	1.75	2	0.60	0.08	0.08	-0.84	1.95	4,800	0.45	20221110
LASERS-SYS/COMPONENTS																		
Lumentum Hldgs	8	LITE	75.42	0.00	-1.30	-2.28	14	0.07	-0.35	1	-1.70	0.19	0.19	0.28	0.00	5,141	0.46	20221108
OUTSOURCING																		
Genpact Ltd	8	G	48.70	1.03	1.55	-1.01	1	-0.21	1.67	1	-0.96	0.48	0.21	0.00	1.95	8,936	0.64	20221109

Date: 11-01-2022

Stocks are grouped by INDUSTRY WITHIN SECTORS and sorted from most to least attactive based on integrated Polaris Score = iPSCORE (see "Report Headings" tab).

SECTOR CODES: 1-Energy, 2-Materials, 3-Industrials, 4-Consumer Discretionary, 5-Consumer Staples, 6-Healthcare

SECTOR CODES: 7-Financials, 8-Information Technology, 9-Communication Services, 10-Utilities, 11-Real Estate

							ABSOLUTE-SCALE METRICS			RELATIVE-SCALE METRICS								
COMPANY	SECTOR	TICKER	PRICE	YIELD	iPSCORE	Behavioral Preference Factor	ABS DCOORD	TECH OUTLK	FUNDA OUTLK	REL DCOORD	rPSCORE	VTCAVG	VSCORE	TSCORE	CSCORE	MKT CAP $millions	DAYS2TR	EPS REPORT DATE
PROTECTION-SFTY EQ & SVC																		
Alarm.Com Hldgs	8	ALRM	58.74	0.00	0.46	-1.37	6	1.61	-0.55	1	-0.96	0.79	0.16	1.82	0.00	2,922	1.90	20221108
Norton Lifelock	8	NLOK	22.96	2.18	0.31	-0.10	7	0.07	1.67	3	0.69	0.44	-0.15	0.28	1.95	13,119	0.23	20221108
SOLAR																		
Solaredge Tech	8	SEDG	225.25	0.00	-0.38	0.13	10	1.61	-1.34	7	-0.32	0.35	-0.39	1.82	-1.13	12,476	0.09	20221107
TECHNOLOGY SERVICES																		
Adtran Holdings	8	ADTN	22.66	1.59	1.59	0.19	1	-0.21	1.71	3	0.14	-0.01	-0.99	0.00	1.95	1,117	2.13	20221107
Payoneer Global	8	PAYO	7.80	0.00	1.20	1.44	3	-0.63	1.27	4	1.24	-0.04	-0.46	-0.42	1.58	2,702	0.40	20221109
Matterport Inc	8	MTTR	3.42	0.00	1.19	0.65	3	-0.35	1.19	2	1.06	0.36	0.25	-0.14	1.58	964	2.69	20221110
Btrs Holdings	8	BTRS	9.42	0.00	1.16	0.05	3	-0.21	1.19	3	0.14	-0.19	-1.25	0.00	1.58	1,539	1.21	20221109
Coherent Corp	8	COHR	34.40	0.00	0.46	-1.37	6	1.33	-0.35	1	-0.96	0.97	0.87	1.54	0.00	4,760	0.57	20221109
Liveramp Hldgs	8	RAMP	18.40	0.00	0.46	-1.37	6	1.33	-0.59	1	-0.96	0.72	0.25	1.54	0.00	1,235	2.75	20221108
Applovin Corp	8	APP	17.12	0.00	-0.43	-1.20	10	1.33	-1.07	5	-1.61	0.63	0.33	1.54	-0.60	6,434	0.75	20221109
Jamf Holding Cp	8	JAMF	23.47	0.00	-0.54	0.87	11	-1.33	1.27	4	1.24	-0.38	-0.60	-1.12	1.58	2,833	2.84	20221109
Hut 8 Mining Cp	8	HUT	2.18	0.00	-1.27	-1.94	14	0.07	-0.11	1	-0.96	0.36	0.31	0.28	0.60	428	1.55	20221110
Marathon Digitl	8	MARA	12.22	0.00	-1.64	2.02	16	-1.61	-1.07	8	0.97	-0.68	-0.01	-1.40	-0.60	1,427	0.13	20221109
Palantir Tech	8	PLTR	8.65	0.00	-1.65	2.08	16	-1.61	-1.07	8	0.51	-0.96	-0.71	-1.40	-0.60	17,855	0.09	20221107
WIRELESS EQUIPMENT																		
Viasat Inc	8	VSAT	41.45	0.00	0.25	-1.44	7	0.21	1.75	1	-0.96	0.72	0.41	0.42	1.95	3,132	1.34	20221108
Communication Svcs																		
AUTO/TRUCK-REPLACE PRTS																		
Cargurus Inc	9	CARG	15.17	0.00	0.59	-1.17	6	1.27	-0.11	1	-0.72	0.95	0.63	1.33	0.68	1,801	1.25	20221108
BROADCASTING-RADIO/TV																		
Tegna Inc	9	TGNA	20.79	1.83	0.66	1.21	6	-0.33	-0.39	4	1.44	-0.20	-0.19	-0.27	0.00	4,638	0.92	20221109
Nexstar Brdcstg	9	NXST	176.36	2.04	-0.70	-0.51	12	0.47	-0.31	3	0.58	0.16	-0.18	0.53	0.00	7,126	0.35	20221108
BUSINESS SERVICES																		
Ziprecruitr Inc	9	ZIP	17.15	0.00	1.75	0.16	1	1.27	1.75	3	0.58	0.43	-0.92	1.33	2.21	2,038	2.44	20221109
DIVERSIFIED COMM SERVICES																		
Deutsche Telekm	9	DTEGY	19.25	3.45	0.44	1.15	7	-1.00	1.67	4	1.44	-0.42	-0.57	-0.93	2.21	91,658	2.54	20221111
DIVERSIFIED OPERATIONS																		
Iac Inc	9	IAC	50.72	0.00	-0.33	-0.69	10	1.27	-1.54	5	-1.58	0.65	0.45	1.33	-1.28	4,265	0.42	20221108
ELECTRONIC COMMERCE																		
Tripadvisor Inc	9	TRIP	23.93	0.00	-1.17	-0.47	14	-1.40	-0.55	2	-0.18	-0.35	0.55	-1.33	0.00	3,341	0.57	20221107
GAMING																		
Playtika Hldg	9	PLTK	9.66	0.00	-0.23	2.37	10	-0.33	-0.79	8	1.44	-0.47	-0.61	-0.27	-0.68	3,986	1.58	20221108
Roblox Corp	9	RBLX	44.31	0.00	-1.60	1.88	16	-1.00	-1.07	8	0.25	-1.31	-1.84	-0.93	-0.68	24,168	0.03	20221109
INTERNET CONTENT																		

Date: 11-01-2022

Stocks are grouped by INDUSTRY WITHIN SECTORS and sorted from most to least attactive based on integrated Polaris Score = iPSCORE (see "Report Headings" tab).

SECTOR CODES: 1-Energy, 2-Materials, 3-Industrials, 4-Consumer Discretionary, 5-Consumer Staples, 6-Healthcare

SECTOR CODES: 7-Financials, 8-Information Technology, 9-Communication Services, 10-Utilities, 11-Real Estate

							ABSOLUTE-SCALE METRICS			RELATIVE-SCALE METRICS								
COMPANY	SECTOR	TICKER	PRICE	YIELD	iPSCORE	Behavioral Preference Factor	ABS DCOORD	TECH OUTLK	FUNDA OUTLK	REL DCOORD	rPSCORE	VTCAVG	VSCORE	TSCORE	CSCORE	MKT CAP $millions	DAYS2TR	EPS REPORT DATE
Techtarget	9	TTGT	65.00	0.00	-1.16	0.99	14	-1.27	-0.27	4	0.25	-1.31	-1.75	-1.20	0.00	1,918	2.64	20221109
INTERNET SERVICES																		
Tencent Holding	9	TCEHY	28.42	0.63	1.71	-0.86	1	1.27	1.71	1	-0.72	1.06	0.49	1.33	2.21	273,082	0.21	20221109
Trade Desk Inc	8	TTD	53.08	0.00	0.07	-0.31	8	0.91	1.23	3	0.14	0.23	-1.35	1.12	1.58	25,735	0.09	20221109
INTERNET SOFTWARE																		
Magnite Inc	9	MGNI	7.41	0.00	-1.17	-0.47	14	-1.53	-0.04	2	-0.18	-0.27	0.69	-1.47	0.68	985	2.75	20221109
Bumble Inc	9	BMBL	25.09	0.00	-1.58	2.00	16	-1.53	-1.07	8	0.90	-1.11	-0.86	-1.47	-0.68	3,251	0.60	20221109
Ziff Davis Inc	9	ZD	77.80	0.00	-1.62	0.87	16	-1.27	-0.87	6	-0.18	-0.30	0.70	-1.20	-0.68	3,671	1.36	20221108
LEISURE & RECREATION SVCS																		
Amc Entertainmt	9	AMC	6.15	0.00	1.77	0.28	1	1.27	2.22	3	1.22	0.72	-0.36	1.33	2.55	3,178	0.19	20221108
Madison Sqr Ent	9	MSGE	49.11	0.00	-0.30	0.10	10	1.53	-1.07	7	-0.82	0.54	-0.22	1.60	-0.68	1,682	2.61	20221108
MEDIA CONGLOMERATES																		
Endeavor Group	9	EDR	21.96	0.00	-0.25	2.37	10	-0.33	-0.99	8	0.90	-0.64	-1.01	-0.27	-0.68	15,475	0.92	20221110
Disney Walt	9	DIS	106.00	0.00	-1.66	-1.06	16	0.07	-0.99	5	-1.58	0.12	0.30	0.13	-0.68	193,244	0.03	20221108
MOVIE/TV PRODUCTION/DISTRIB																		
News Corp-B	9	NWS	17.22	1.16	-1.17	-0.47	14	-1.27	-0.39	2	-0.18	-0.50	0.07	-1.20	0.00	10,012	1.23	20221108
News Corp New-A	9	NWSA	16.99	1.18	-1.22	-1.95	14	0.07	-0.08	1	-1.58	0.24	0.24	0.13	0.68	9,878	0.46	20221108
REIT-EQTY TRUST - OTHER																		
Radius Glbl Inf	9	RADI	9.44	0.00	0.61	1.48	6	-0.33	-0.39	6	-0.18	-0.12	0.14	-0.27	-0.60	899	2.55	20221108
TOYS/GAMES/HOBBY PROD																		
Activision Blzd	9	ATVI	73.31	0.64	1.26	-0.98	3	1.27	1.19	1	-0.72	1.11	0.71	1.33	1.79	57,351	0.06	20221107
Take-Two Inter	9	TTWO	116.31	0.00	-0.30	0.10	10	1.27	-1.03	7	-0.82	0.43	-0.19	1.33	-0.68	13,470	0.14	20221107
WIRELESS NATIONAL																		
Liberty La-C	9	LILAK	8.05	0.00	-1.14	0.89	14	-1.27	-0.39	4	0.90	-0.85	-0.72	-1.20	0.00	1,783	2.34	20221108
WIRELESS NON-US																		
Sk Telecom Co	9	SKM	19.67	5.76	-0.30	0.10	10	1.27	-0.99	7	-0.82	0.38	-0.32	1.33	-0.68	8,683	2.59	20221109
Utilities																		
OTHER ALT ENERGY																		
Constellatn Egy	10	CEG	95.52	0.59	1.42	0.46	1	-0.23	2.22	4	0.11	-0.03	-0.41	-1.35	2.05	31,220	0.14	20221108
UTILITY-ELECTRIC POWER																		
Nrg Energy Inc	10	NRG	44.03	3.18	0.98	-0.90	3	1.13	1.27	1	0.26	1.19	1.54	0.00	1.71	10,354	0.27	20221107
Alliant Engy Cp	10	LNT	52.63	3.25	-0.63	0.70	10	1.73	-1.22	7	-0.49	-0.11	-0.02	0.60	-1.02	13,206	0.23	20221107
Allete Inc	10	ALE	56.15	4.63	-1.47	0.22	14	-1.43	-0.27	2	0.86	-0.48	0.32	-2.55	0.00	3,205	1.14	20221109
Hawaiian Elec	10	HE	37.81	3.70	-1.98	0.66	16	0.38	-0.79	6	-0.49	-0.31	0.03	-0.75	-0.55	4,139	1.75	20221107
UTILITY-GAS DISTRIBUTION																		
Southwest Gas	10	SWX	72.61	3.42	0.35	0.84	6	-0.08	-0.43	2	1.23	0.04	0.67	-1.20	0.00	4,854	0.70	20221108
Atmos Energy Cp	10	ATO	106.27	2.56	-0.66	0.61	10	1.73	-1.22	7	-1.08	-0.56	-0.90	0.60	-1.02	14,866	0.29	20221109

Date: 11-01-2022

Stocks are grouped by INDUSTRY WITHIN SECTORS and sorted from most to least attactive based on integrated Polaris Score = iPSCORE (see "Report Headings" tab).

SECTOR CODES: 1-Energy, 2-Materials, 3-Industrials, 4-Consumer Discretionary, 5-Consumer Staples, 6-Healthcare

SECTOR CODES: 7-Financials, 8-Information Technology, 9-Communication Services, 10-Utilities, 11-Real Estate

							ABSOLUTE-SCALE METRICS			RELATIVE-SCALE METRICS								
COMPANY	SECTOR	TICKER	PRICE	YIELD	iPSCORE	Behavioral Preference Factor	ABS DCOORD	TECH OUTLK	FUNDA OUTLK	REL DCOORD	rPSCORE	VTCAVG	VSCORE	TSCORE	CSCORE	MKT CAP $millions	DAYS2TR	EPS REPORT DATE
Northwest Natrl	10	NWN	47.75	4.06	-1.45	0.15	14	0.38	-0.27	2	1.23	0.24	0.85	-0.75	0.00	1,636	2.88	20221108
UTILITY-WATER SUPPLY																		
Essential Utils	10	WTRG	44.14	2.60	0.33	0.51	6	1.73	-0.27	3	0.86	-0.09	-0.47	0.60	0.00	11,572	0.45	20221107
Sabesp -Adr	10	SBS	11.69	1.20	0.24	-0.08	6	-0.23	-0.27	4	-1.08	-0.63	-0.58	-1.35	0.00	7,990	0.51	20221110
Amer States Wtr	10	AWR	88.04	1.81	-0.66	0.61	10	1.58	-0.83	7	-1.08	-0.86	-1.66	0.45	-0.55	3,254	1.33	20221107
Real Estate																		
REAL ESTATE OPERATIONS																		
Tricon Resident	11	TCN	8.51	2.73	0.84	-1.17	6	1.19	-0.31	1	0.02	0.84	1.40	1.12	0.00	2,330	2.32	20221109
Redfin Corp	11	RDFN	4.76	0.00	-0.07	-0.25	10	1.19	-1.03	7	-1.10	0.14	-0.14	1.12	-0.55	516	1.10	20221109
REIT-EQTY TRUST - OTHER																		
Healthcare Rlty	11	HR	20.34	2.14	0.86	-0.83	6	1.44	0.08	1	0.63	1.33	2.07	1.37	0.55	4,659	0.47	20221109
Welltower Inc	11	WELL	60.10	4.06	0.83	-0.67	6	1.19	-0.43	3	-0.13	0.23	-0.42	1.12	0.00	27,283	0.15	20221107
Caretrust Reit	11	CTRE	18.56	5.93	0.43	-0.61	8	0.81	1.19	3	0.48	0.39	-1.03	0.75	1.44	1,801	2.52	20221108
Sabra Healthcr	11	SBRA	13.61	8.82	-0.07	-0.25	10	1.44	-1.22	7	-1.10	0.08	-0.10	1.37	-1.03	3,143	1.13	20221107
Natl Health Inv	11	NHI	55.50	6.49	-0.45	-1.04	12	0.81	-0.27	3	-0.13	0.21	-0.12	0.75	0.00	2,478	1.64	20221108
Sunstone Hotel	11	SHO	11.14	0.45	-0.82	0.89	14	-0.94	-0.39	4	1.15	-0.33	-0.01	-1.00	0.00	2,365	0.78	20221108
Apple Hosp Reit	11	APLE	17.19	5.58	-0.84	1.00	14	-0.94	-0.27	4	0.70	-0.60	-0.81	-1.00	0.00	3,934	0.84	20221107
REIT-EQTY TRUST - RESID																		
Spirit Realty	11	SRC	39.38	6.73	0.64	-0.55	7	0.06	2.14	3	0.48	0.44	-0.75	0.00	2.05	5,369	0.84	20221108
Apartment Invt	11	AIV	7.94	0.00	-0.68	-0.88	13	1.06	-1.26	5	-0.58	0.43	1.32	1.00	-1.03	1,207	1.58	20221108
TECHNOLOGY SERVICES																		
Wework Inc	11	WE	2.71	0.00	-0.04	-0.69	10	1.19	-0.99	5	-0.58	0.36	0.93	1.12	-0.96	1,966	1.58	20221110
N/A																		
INTERNET SOFTWARE																		
Compass Inc	8	COMP	2.55	0.00	0.52	-0.03	6	1.33	-0.08	3	0.69	0.68	-0.15	1.54	0.60	1,102	2.83	20221110

Date: 11-01-2022

Stocks are grouped by INDUSTRY WITHIN SECTORS and sorted from most to least attactive

SECTOR CODES: 1-Energy, 2-Materials, 3-Industrials, 4-Consumer Discretionary, 5-Consumer Sta

SECTOR CODES: 7-Financials, 8-Information Technology, 9-Communication Services, 10-Utilities,

COMPANY	SECTOR	TICKER	PRICE	YIELD	iPSCORE	Behavioral Preference Factor	INDUSTRY GROUP
Energy							
EMERGING MARKETS INTEGRATED							
Ecopetrol- Adr	1	EC	10.19	14.32	-1.07	-0.91	EMERGING MARKETS INTEGRATED
INTERNATIONAL E&P							
Kosmos Energy	1	KOS	6.66	0.00	0.37	-0.63	INTERNATIONAL E&P
Vermilion Egy	1	VET	23.83	1.02	-0.33	-0.90	INTERNATIONAL E&P
OIL & GAS-DRILLNG							
Diamond Offshor	1	DO	9.72	0.00	-0.27	1.88	OIL & GAS-DRILLNG
OIL & GAS-INTL INTEGRATED							
Ypf Sa D Cv Adr	1	YPF	8.26	0.00	1.17	-0.22	OIL & GAS-INTL INTEGRATED
New Fortrss Egy	1	NFE	54.50	0.73	-0.33	-0.90	OIL & GAS-INTL INTEGRATED
OIL & GAS-U S EXPLO & PROD							
Northrn Oil&Gas	1	NOG	34.56	2.89	1.18	1.40	OIL & GAS-U S EXPLO & PROD
Diamondback Egy	1	FANG	158.63	1.89	0.55	-0.83	OIL & GAS-U S EXPLO & PROD
Viper Energy	1	VNOM	33.58	9.65	0.53	-1.12	OIL & GAS-U S EXPLO & PROD
W&T Offshore	1	WTI	7.76	0.00	-0.30	1.20	OIL & GAS-U S EXPLO & PROD
Permian Res Cp	1	PR	10.14	0.00	-0.33	-0.90	OIL & GAS-U S EXPLO & PROD
OIL & GAS-U S INTEGRATED							
Cactus Inc-A	1	WHD	51.00	0.86	0.35	-0.08	OIL & GAS-U S INTEGRATED
Occidental Pet	1	OXY	73.80	0.70	-0.33	-0.90	OIL & GAS-U S INTEGRATED
OIL & GAS-U S ROYALTY TR							
Sitio Royalties	1	STR	28.49	9.97	-1.01	-1.06	OIL & GAS-U S ROYALTY TR
OIL REFINING & MARKETING							
Delek Us Hldgs	1	DK	30.50	2.62	-0.30	1.20	OIL REFINING & MARKETING
OTHER ALT ENERGY							
Hf Sinclair Cp	1	DINO	62.04	2.58	1.60	1.52	OTHER ALT ENERGY
Atlantica Sustn	1	AY	28.00	6.36	1.57	-0.01	OTHER ALT ENERGY
Gevo Inc	1	GEVO	2.29	0.00	1.52	1.76	OTHER ALT ENERGY
Excelerate Egy	1	EE	26.82	0.37	1.17	0.45	OTHER ALT ENERGY
Archaea Energy	1	LFG	25.74	0.00	0.57	1.17	OTHER ALT ENERGY
Tc Energy Corp	1	TRP	43.76	6.00	0.53	-1.12	OTHER ALT ENERGY
POLLUTION CONTROL EQ & SVS							
Vertex Energy	1	VTNR	8.64	0.00	-1.10	-0.26	POLLUTION CONTROL EQ & SVS
SOLAR							
Maxeon Solr Tec	1	MAXN	17.28	0.00	-0.94	0.11	SOLAR
TRANSPORTATION-SHIP							
Golar Lng Ltd	1	GLNG	27.31	0.00	1.59	0.28	TRANSPORTATION-SHIP
Dht Holdings	1	DHT	9.11	1.76	1.18	1.40	TRANSPORTATION-SHIP

Date: 11-01-2022

Stocks are grouped by INDUSTRY WITHIN SECTORS and sorted from most to least attactive

SECTOR CODES: 1-Energy, 2-Materials, 3-Industrials, 4-Consumer Discretionary, 5-Consumer Sta

SECTOR CODES: 7-Financials, 8-Information Technology, 9-Communication Services, 10-Utilities,

COMPANY	SECTOR	TICKER	PRICE	YIELD	iPSCORE	Behavioral Preference Factor	INDUSTRY GROUP
Intl Seaways	1	INSW	43.88	1.09	1.15	-0.52	TRANSPORTATION-SHIP
UTILITY-GAS DISTRIBUTION							
Clean Egy Fuels	1	CLNE	6.70	0.00	-1.55	-0.30	UTILITY-GAS DISTRIBUTION
Materials							
CHEMICALS-DIVERSIFIED							
Cabot Corp	2	CBT	73.29	2.02	-0.12	1.19	CHEMICALS-DIVERSIFIED
Dupont De Nemrs	2	DD	58.70	2.25	-0.95	0.22	CHEMICALS-DIVERSIFIED
CHEMICALS-SPECIALTY							
Amyris Inc	2	AMRS	2.94	0.00	0.85	0.87	CHEMICALS-SPECIALTY
Ashland Global	2	ASH	104.79	1.28	-0.27	0.46	CHEMICALS-SPECIALTY
Icl Group Ltd	2	ICL	9.14	10.02	-1.00	-1.22	CHEMICALS-SPECIALTY
CONSUMER PROD-MISC STAPLES							
Intl Flvrs&Frag	2	IFF	95.45	3.39	-0.14	-0.83	CONSUMER PROD-MISC STAPLES
FERTILIZERS							
Mosaic Co/The	2	MOS	54.45	1.10	-1.42	2.29	FERTILIZERS
METAL PROC & FABRICATION							
Century Alum Co	2	CENX	7.30	0.00	-1.54	-1.34	METAL PROC & FABRICATION
MINING-GOLD							
Franco Nv Cp	2	FNV	125.45	1.02	-1.47	0.70	MINING-GOLD
MINING-MISC							
Alpha Metal Rsc	2	AMR	166.59	0.94	1.50	0.06	MINING-MISC
Ssr Mining Inc	2	SSRM	13.91	2.01	-0.17	-0.91	MINING-MISC
MINING-NON FERROUS							
Southern Copper	2	SCCO	50.01	6.00	-0.95	0.22	MINING-NON FERROUS
Coeur Mining	2	CDE	3.93	0.00	-0.97	0.51	MINING-NON FERROUS
MINING-SILVER							
Fortuna Silver	2	FSM	2.86	0.00	-0.97	0.51	MINING-SILVER
MINING-NON FERROUS							
Energy Fuels	2	UUUU	7.01	0.00	-0.97	0.51	MINING-NON FERROUS
MINING-SILVER							
Hecla Mining	2	HL	4.63	0.54	-1.42	2.29	MINING-SILVER
PAPER & PAPER PRODUCTS							
Sylvamo Corp	2	SLVM	48.19	0.93	0.85	0.87	PAPER & PAPER PRODUCTS
Westrock Co	2	WRK	34.05	2.94	-0.17	-0.92	PAPER & PAPER PRODUCTS
STEEL-PRODUCERS							
Gerdau Sa Adr	2	GGB	5.13	10.85	-0.97	0.51	STEEL-PRODUCERS
Arcelor Mittal	2	MT	22.66	1.43	-0.97	0.51	STEEL-PRODUCERS

Date: 11-01-2022

Stocks are grouped by INDUSTRY WITHIN SECTORS and sorted from most to least attactive

SECTOR CODES: 1-Energy, 2-Materials, 3-Industrials, 4-Consumer Discretionary, 5-Consumer Sta

SECTOR CODES: 7-Financials, 8-Information Technology, 9-Communication Services, 10-Utilities,

COMPANY	SECTOR	TICKER	PRICE	YIELD	iPSCORE	Behavioral Preference Factor	INDUSTRY GROUP
Industrials							
AEROSPACE/DEFENSE							
Embraer Air-Adr	3	ERJ	10.70	0.00	-0.36	0.07	AEROSPACE/DEFENSE
Rocket Lab Usa	3	RKLB	5.20	0.00	-0.97	0.86	AEROSPACE/DEFENSE
AUTO MFRS-DOMESTIC							
Iaa Inc	3	IAA	39.33	0.00	-0.34	0.88	AUTO MFRS-DOMESTIC
BLDG & CONST PROD-MISC							
Pgt Inc	3	PGTI	21.15	0.00	-0.78	2.34	BLDG & CONST PROD-MISC
BLDG PROD-AIR COND/HEAT							
Aaon Inc	3	AAON	65.00	0.58	-0.25	-1.23	BLDG PROD-AIR COND/HEAT
BLDG PROD-RETAIL/WHLSLE							
Builders Firsts	3	BLDR	61.58	0.00	-0.34	0.88	BLDG PROD-RETAIL/WHLSLE
BLDG PROD-WOOD							
Masonite Int Cp	3	DOOR	72.71	0.00	1.74	0.81	BLDG PROD-WOOD
COMPUTER-MINI							
3D Systems Corp	8	DDD	8.96	0.00	0.52	0.43	COMPUTER-MINI
ELEC MISC SERVICES							
Blink Charging	3	BLNK	14.46	0.00	-0.25	-0.30	ELEC MISC SERVICES
ELEC-MISC COMPONENTS							
Bwx Technolgs	3	BWXT	57.63	1.53	1.25	-1.04	ELEC-MISC COMPONENTS
ELECTRONIC COMMERCE							
Acv Auctions	3	ACVA	9.04	0.00	-0.97	0.86	ELECTRONIC COMMERCE
INDUSTRIAL SERVICES							
Legalzoom.Com	3	LZ	9.19	0.00	1.71	0.19	INDUSTRIAL SERVICES
Siemens Ag-Adr	3	SIEGY	55.64	3.00	-1.50	-0.73	INDUSTRIAL SERVICES
INTERNET SERVICES							
Lyft Inc-A	3	LYFT	15.15	0.00	-1.00	-0.76	INTERNET SERVICES
INTERNET SOFTWARE							
Clarivate Anlyt	3	CLVT	10.44	0.00	-0.25	-1.23	INTERNET SOFTWARE
MACHINERY-ELECTRICAL							
Plug Power Inc	3	PLUG	15.69	0.00	-0.58	-0.61	MACHINERY-ELECTRICAL
Enersys Inc	3	ENS	67.28	1.04	-1.44	1.03	MACHINERY-ELECTRICAL
MACHINERY-GEN INDUSTRIAL							
Rbc Bearings	3	RBC	251.92	0.00	1.29	0.05	MACHINERY-GEN INDUSTRIAL
Middleby Corp	3	MIDD	141.39	0.00	-1.44	1.03	MACHINERY-GEN INDUSTRIAL
POLLUTION CONTROL EQ & SVS							
Tetra Tech New	3	TTEK	141.78	0.65	-0.34	0.88	POLLUTION CONTROL EQ & SVS

Date: 11-01-2022

Stocks are grouped by INDUSTRY WITHIN SECTORS and sorted from most to least attactive

SECTOR CODES: 1-Energy, 2-Materials, 3-Industrials, 4-Consumer Discretionary, 5-Consumer Sta

SECTOR CODES: 7-Financials, 8-Information Technology, 9-Communication Services, 10-Utilities,

COMPANY	SECTOR	TICKER	PRICE	YIELD	iPSCORE	Behavioral Preference Factor	INDUSTRY GROUP
PAPER & PAPER PRODUCTS							
Veritiv Corp	3	VRTV	116.77	0.00	-0.34	0.88	PAPER & PAPER PRODUCTS
PRINTING-COMMERCIAL							
Kornit Digital	3	KRNT	26.92	0.00	1.25	-1.04	PRINTING-COMMERCIAL
PROTECTION-SFTY EQ & SVC							
Axon Enterprise	3	AXON	147.59	0.00	-0.25	-0.30	PROTECTION-SFTY EQ & SVC
SOLAR							
Array Tech Inc	3	ARRY	18.43	0.00	-0.25	-0.30	SOLAR
Sunpower Corp-A	3	SPWR	18.25	0.00	-1.23	1.10	SOLAR
STEEL-PIPE & TUBES							
Mueller Water	3	MWA	11.75	1.97	-0.98	-0.15	STEEL-PIPE & TUBES
TECHNOLOGY SERVICES							
Microvast Hldgs	3	MVST	2.40	0.00	-0.36	0.07	TECHNOLOGY SERVICES
TRANSPORT-AIR FREIGHT							
Gxo Logistics	3	GXO	37.46	0.00	0.65	-0.92	TRANSPORT-AIR FREIGHT
TRANSPORTATION-AIRLINE							
Azul Sa	3	AZUL	9.56	0.00	-1.02	-0.90	TRANSPORTATION-AIRLINE
Ryanair Hldgs	3	RYAAY	68.99	0.00	-1.44	1.03	TRANSPORTATION-AIRLINE
TRANSPORTATION-EQP & LSNG							
Amerco Inc	3	UHAL	566.93	0.00	-0.98	-0.15	TRANSPORTATION-EQP & LSNG
TRANSPORTATION-SHIP							
Danaos Corp	3	DAC	59.52	5.04	0.67	-0.17	TRANSPORTATION-SHIP
Genco Shpg&Trdg	3	GNK	14.10	14.18	-1.48	-1.66	TRANSPORTATION-SHIP
TRANSPORTATION-SVCS							
Expeditors Intl	3	EXPD	98.84	1.36	-1.42	1.04	TRANSPORTATION-SVCS
Consumer Discr							
AUTO MFRS-DOMESTIC							
Rivian Automotv	4	RIVN	33.48	0.00	1.79	0.84	AUTO MFRS-DOMESTIC
Canoo Inc	4	GOEV	1.37	0.00	1.21	-1.09	AUTO MFRS-DOMESTIC
AUTO MFRS-FOREIGN							
Nio Inc-Adr	4	NIO	9.71	0.00	0.39	-0.99	AUTO MFRS-FOREIGN
AUTO MFRS-DOMESTIC							
Lucid Group Inc	4	LCID	13.62	0.00	0.39	-0.99	AUTO MFRS-DOMESTIC
AUTO MFRS-FOREIGN							
Tata Motors-Adr	4	TTM	25.65	0.00	-0.67	-0.96	AUTO MFRS-FOREIGN
Cnh Industrial	4	CNHI	12.88	0.00	-0.78	0.07	AUTO MFRS-FOREIGN
AUTO/TRUCK-ORIGINAL EQP							

Date: 11-01-2022

Stocks are grouped by INDUSTRY WITHIN SECTORS and sorted from most to least attactive

SECTOR CODES: 1-Energy, 2-Materials, 3-Industrials, 4-Consumer Discretionary, 5-Consumer Sta

SECTOR CODES: 7-Financials, 8-Information Technology, 9-Communication Services, 10-Utilities,

COMPANY	SECTOR	TICKER	PRICE	YIELD	iPSCORE	Behavioral Preference Factor	INDUSTRY GROUP
Xpel Inc	4	XPEL	69.75	0.00	0.44	1.35	AUTO/TRUCK-ORIGINAL EQP
BEVERAGES-SOFT DRINKS							
Dutch Bros Inc	4	BROS	35.37	0.00	-2.20	-1.42	BEVERAGES-SOFT DRINKS
BLDG-RESIDENT/COMMRCL							
D R Horton Inc	4	DHI	77.37	1.16	-1.63	0.58	BLDG-RESIDENT/COMMRCL
BUSINESS SERVICES							
Everi Holdings	4	EVRI	19.13	0.00	-1.55	-0.16	BUSINESS SERVICES
CONS SERVICES - MISC							
Mister Car Wash	4	MCW	9.02	0.00	0.41	0.43	CONS SERVICES - MISC
ELECTRONIC COMMERCE							
Fiverr Intl Ltd	4	FVRR	30.75	0.00	1.26	0.68	ELECTRONIC COMMERCE
Contextlogic	4	WISH	0.76	0.00	1.21	-1.09	ELECTRONIC COMMERCE
Coupang Inc	4	CPNG	17.24	0.00	0.78	1.59	ELECTRONIC COMMERCE
Poshmark Inc	4	POSH	17.77	0.00	0.41	0.43	ELECTRONIC COMMERCE
Global E Online	4	GLBE	24.85	0.00	-1.02	1.26	ELECTRONIC COMMERCE
GAMING							
Intl Game New	4	IGT	20.22	3.96	-0.78	0.07	GAMING
Light&Wonder	4	LNW	56.70	0.00	-1.57	-0.17	GAMING
Wynn Resrts Ltd	4	WYNN	67.86	0.00	-1.63	0.58	GAMING
HOTELS & MOTELS							
Choice Htl Intl	4	CHH	130.38	0.73	-0.78	0.07	HOTELS & MOTELS
Hilton Grand Va	4	HGV	39.07	0.00	-2.14	0.43	HOTELS & MOTELS
INDSTRL AUTOMTN/ROBOTICS							
Irobot Corp	4	IRBT	56.53	0.00	-0.39	-1.08	INDSTRL AUTOMTN/ROBOTICS
LEISURE & RECREATION PROD							
Yeti Holdings	4	YETI	32.50	0.00	-0.65	-1.16	LEISURE & RECREATION PROD
LEISURE & RECREATION SVCS							
Seaworld Entert	4	SEAS	59.13	0.00	0.24	0.37	LEISURE & RECREATION SVCS
Norwegian Cruis	4	NCLH	16.79	0.00	-1.55	-0.16	LEISURE & RECREATION SVCS
Six Flags Entmt	4	SIX	22.67	0.00	-1.60	0.74	LEISURE & RECREATION SVCS
Planet Fitness	4	PLNT	65.50	0.00	-1.67	-1.47	LEISURE & RECREATION SVCS
MACHINERY-GEN INDUSTRIAL							
Xometry Inc	4	XMTR	58.56	0.00	0.35	-0.65	MACHINERY-GEN INDUSTRIAL
MEDICAL PRODUCTS							
Warby Parker	4	WRBY	15.96	0.00	-1.55	-0.16	MEDICAL PRODUCTS
Natl Vision Hld	4	EYE	37.66	0.00	-2.11	0.58	MEDICAL PRODUCTS
RETAIL-APPAREL/SHOE							

Date: 11-01-2022

Stocks are grouped by INDUSTRY WITHIN SECTORS and sorted from most to least attactive

SECTOR CODES: 1-Energy, 2-Materials, 3-Industrials, 4-Consumer Discretionary, 5-Consumer Sta

SECTOR CODES: 7-Financials, 8-Information Technology, 9-Communication Services, 10-Utilities,

COMPANY	SECTOR	TICKER	PRICE	YIELD	iPSCORE	Behavioral Preference Factor	INDUSTRY GROUP
Capri Holdings	4	CPRI	46.50	0.00	0.19	-1.40	RETAIL-APPAREL/SHOE
Tapestry Inc	4	TPR	32.16	3.73	-0.61	0.89	RETAIL-APPAREL/SHOE
RETAIL-FOOD & RESTAURANTS							
Sweetgreen Inc	4	SG	18.24	0.00	1.80	1.90	RETAIL-FOOD & RESTAURANTS
Wendys Co/The	4	WEN	20.82	2.40	-2.14	0.43	RETAIL-FOOD & RESTAURANTS
RETAIL-MISC/DIVERSIFIED							
Sally Beauty Co	4	SBH	12.91	0.00	-0.65	-1.16	RETAIL-MISC/DIVERSIFIED
RETAIL-REGNL DEPT STRS							
Dillards Inc-A	4	DDS	331.69	0.24	1.77	0.48	RETAIL-REGNL DEPT STRS
SHOES & REL APPAREL							
Wolverine World	4	WWW	17.37	2.30	0.41	-1.61	SHOES & REL APPAREL
Adidas Ag-Adr	4	ADDYY	48.95	2.53	0.37	-0.85	SHOES & REL APPAREL
TECHNOLOGY SERVICES							
Duolingo Inc	4	DUOL	81.23	0.00	-1.02	2.81	TECHNOLOGY SERVICES
TEXTILE-APPAREL MFG							
Hanesbrands Inc	4	HBI	6.90	8.70	-0.65	-1.16	TEXTILE-APPAREL MFG
Ralph Lauren Cp	4	RL	93.51	3.21	-2.14	0.43	TEXTILE-APPAREL MFG
Consumer Staple							
CONSUMER PROD-MISC DISCRECTN							
Reynolds Consmr	5	REYN	30.20	3.05	-0.88	-1.22	CONSUMER PROD-MISC DISCRECTN
CONSUMER PROD-MISC STAPLES							
Grocery Outlet	5	GO	34.30	0.00	0.72	-1.23	CONSUMER PROD-MISC STAPLES
Edgewell Persnl	5	EPC	39.39	1.52	-0.06	1.27	CONSUMER PROD-MISC STAPLES
COSMETICS & TOILETRIES							
Olaplex Hldgs	5	OLPX	4.52	0.00	-0.12	0.08	COSMETICS & TOILETRIES
Coty Inc	5	COTY	6.89	0.00	-0.12	-0.73	COSMETICS & TOILETRIES
FOOD ITEMS-WHOLESALE							
Sprouts Fmr Mkt	5	SFM	28.73	0.00	0.52	-1.29	FOOD ITEMS-WHOLESALE
Performance Fg	5	PFGC	52.67	0.00	-0.22	1.12	FOOD ITEMS-WHOLESALE
Spartan Nash Co	5	SPTN	35.16	2.39	-0.28	-1.04	FOOD ITEMS-WHOLESALE
FOOD-MEAT PRODUCTS							
Beyond Meat Inc	5	BYND	15.32	0.00	1.74	-0.34	FOOD-MEAT PRODUCTS
FOOD-MISC/DIVERSIFIED							
Sunopta Inc	5	STKL	11.52	0.00	1.78	1.71	FOOD-MISC/DIVERSIFIED
Darling Ingrdnt	5	DAR	79.11	0.00	1.38	1.59	FOOD-MISC/DIVERSIFIED
Celsius Holding	5	CELH	90.56	0.00	0.96	1.47	FOOD-MISC/DIVERSIFIED
Nomad Foods Ltd	5	NOMD	15.40	0.00	0.76	0.34	FOOD-MISC/DIVERSIFIED

Date: 11-01-2022

Stocks are grouped by INDUSTRY WITHIN SECTORS and sorted from most to least attactive

SECTOR CODES: 1-Energy, 2-Materials, 3-Industrials, 4-Consumer Discretionary, 5-Consumer Sta

SECTOR CODES: 7-Financials, 8-Information Technology, 9-Communication Services, 10-Utilities,

COMPANY	SECTOR	TICKER	PRICE	YIELD	iPSCORE	Behavioral Preference Factor	INDUSTRY GROUP
Brf-Brasil Food	5	BRFS	2.44	0.00	0.76	0.34	FOOD-MISC/DIVERSIFIED
B&G Foods Cl-A	5	BGS	16.20	11.73	0.72	-1.23	FOOD-MISC/DIVERSIFIED
Us Foods Hldg	5	USFD	29.61	0.00	0.54	0.27	FOOD-MISC/DIVERSIFIED
Blue Apron Hldg	5	APRN	2.38	0.00	0.32	-1.35	FOOD-MISC/DIVERSIFIED
Treehouse Foods	5	THS	49.93	0.00	-0.08	1.16	FOOD-MISC/DIVERSIFIED
Flowers Foods	5	FLO	28.57	3.08	-0.28	-1.04	FOOD-MISC/DIVERSIFIED
Hain Celestial	5	HAIN	19.15	0.00	-1.33	-0.92	FOOD-MISC/DIVERSIFIED
MEDICAL SERVICES							
Beauty Hlth Co	5	SKIN	11.21	0.00	-0.08	1.16	MEDICAL SERVICES
Health Care							
FINANCE-MISC SERVICES							
Royalty Pharma	6	RPRX	42.22	1.80	-0.40	0.13	FINANCE-MISC SERVICES
INSTRUMENTS-SCIENTIFIC							
Perkinelmer Inc	6	PKI	136.57	0.21	-1.21	-0.62	INSTRUMENTS-SCIENTIFIC
LARGE CAP PHARMA							
Bayer A G -Adr	6	BAYRY	13.27	2.65	0.23	-1.06	LARGE CAP PHARMA
Astrazeneca Plc	6	AZN	59.85	1.52	-1.67	-0.31	LARGE CAP PHARMA
MEDICAL INFORMATION SYSTEMS							
Clover Health	6	CLOV	1.59	0.00	0.49	0.44	MEDICAL INFORMATION SYSTEMS
Azenta Inc	6	AZTA	45.65	0.22	0.44	-0.99	MEDICAL INFORMATION SYSTEMS
Signify Health	6	SGFY	29.22	0.00	-0.43	0.12	MEDICAL INFORMATION SYSTEMS
Fulgent Genetic	6	FLGT	40.25	0.00	-0.57	0.08	MEDICAL INFORMATION SYSTEMS
Invitae Corp	6	NVTA	2.86	0.00	-0.57	0.08	MEDICAL INFORMATION SYSTEMS
Privia Hlth Grp	6	PRVA	32.69	0.00	-1.02	1.27	MEDICAL INFORMATION SYSTEMS
MEDICAL INSTRUMENTS							
Silk Rd Medical	6	SILK	44.13	0.00	1.52	0.34	MEDICAL INSTRUMENTS
Shockwave Med	6	SWAV	292.05	0.00	1.52	0.34	MEDICAL INSTRUMENTS
Alcon Inc	6	ALC	60.47	0.00	0.41	-1.40	MEDICAL INSTRUMENTS
Masimo Corp	6	MASI	131.63	0.00	0.41	-1.40	MEDICAL INSTRUMENTS
Globus Medical	6	GMED	66.92	0.00	0.29	0.98	MEDICAL INSTRUMENTS
Steris Plc	6	STE	172.87	1.09	-0.45	-1.23	MEDICAL INSTRUMENTS
Pacific Biosci	6	PACB	8.81	0.00	-1.69	-0.32	MEDICAL INSTRUMENTS
MEDICAL PRODUCTS							
Haemonetics Cp	6	HAE	83.96	0.00	1.52	0.34	MEDICAL PRODUCTS
Nanostring Tech	6	NSTG	10.70	0.00	1.07	-0.77	MEDICAL PRODUCTS
Adapthealth Cp	6	AHCO	22.95	0.00	-0.39	1.49	MEDICAL PRODUCTS
Icu Medical Inc	6	ICUI	147.16	0.00	-0.40	0.13	MEDICAL PRODUCTS

Date: 11-01-2022

Stocks are grouped by INDUSTRY WITHIN SECTORS and sorted from most to least attactive

SECTOR CODES: 1-Energy, 2-Materials, 3-Industrials, 4-Consumer Discretionary, 5-Consumer Sta

SECTOR CODES: 7-Financials, 8-Information Technology, 9-Communication Services, 10-Utilities,

COMPANY	SECTOR	TICKER	PRICE	YIELD	iPSCORE	Behavioral Preference Factor	INDUSTRY GROUP
Perrigo Co Plc	6	PRGO	40.11	2.59	-0.47	-1.24	MEDICAL PRODUCTS
Meridian Biosci	6	VIVO	32.00	0.00	-1.04	-0.09	MEDICAL PRODUCTS
Nuvasive Inc	6	NUVA	44.71	0.00	-1.62	2.07	MEDICAL PRODUCTS
Aurora Cannabis	6	ACB	1.35	0.00	-1.65	1.04	MEDICAL PRODUCTS
Canopy Growth	6	CGC	3.49	0.00	-1.65	1.04	MEDICAL PRODUCTS
MEDICAL SERVICES							
Natera Inc	6	NTRA	46.67	0.00	1.10	0.19	MEDICAL SERVICES
Doximity Inc	6	DOCS	26.23	0.00	-0.40	0.13	MEDICAL SERVICES
Establshmt Labs	6	ESTA	56.87	0.00	-0.47	-1.24	MEDICAL SERVICES
Cano Health	6	CANO	3.33	0.00	-0.87	-1.38	MEDICAL SERVICES
Viatris Inc	6	VTRS	10.25	4.68	-1.65	1.04	MEDICAL SERVICES
Surgery Partnrs	6	SGRY	28.15	0.00	-1.67	-0.31	MEDICAL SERVICES
MEDICAL-BIOMED/GENETICS							
Emergent Biosol	6	EBS	20.92	0.00	1.55	0.82	MEDICAL-BIOMED/GENETICS
Ligand Pharma-B	6	LGND	84.61	0.00	1.54	0.81	MEDICAL-BIOMED/GENETICS
Agenus Inc	6	AGEN	2.51	0.00	1.54	0.81	MEDICAL-BIOMED/GENETICS
Abcellara Biolg	6	ABCL	11.50	0.00	1.47	-1.03	MEDICAL-BIOMED/GENETICS
Revance Therap	6	RVNC	22.46	0.00	1.34	1.35	MEDICAL-BIOMED/GENETICS
Prometheus Bio	6	RXDX	51.35	0.00	1.33	1.55	MEDICAL-BIOMED/GENETICS
Immunocore Hldg	6	IMCR	56.87	0.00	1.12	0.33	MEDICAL-BIOMED/GENETICS
Akous Inc	6	AKUS	13.13	0.00	1.12	0.66	MEDICAL-BIOMED/GENETICS
Akero Therp Inc	6	AKRO	43.36	0.00	1.10	0.19	MEDICAL-BIOMED/GENETICS
Genmab A/S -Adr	6	GMAB	38.36	0.00	1.10	0.19	MEDICAL-BIOMED/GENETICS
Xenon Pharmact	6	XENE	37.12	0.00	1.08	0.05	MEDICAL-BIOMED/GENETICS
89Bio Inc	6	ETNB	9.48	0.00	1.07	-0.77	MEDICAL-BIOMED/GENETICS
Plant Therapeut	6	PLRX	25.16	0.00	1.06	-0.10	MEDICAL-BIOMED/GENETICS
Neogenomics Inc	6	NEO	7.65	0.00	1.05	-1.18	MEDICAL-BIOMED/GENETICS
Arcutis Biother	6	ARQT	18.21	0.00	0.47	-0.03	MEDICAL-BIOMED/GENETICS
Nuvalent Inc	6	NUVL	33.70	0.00	0.47	0.44	MEDICAL-BIOMED/GENETICS
Mirati Theraptc	6	MRTX	67.49	0.00	0.45	-0.17	MEDICAL-BIOMED/GENETICS
Zai Lab Ltd-Adr	6	ZLAB	25.02	0.00	0.41	-1.40	MEDICAL-BIOMED/GENETICS
Inhibrx Inc	6	INBX	33.33	0.00	0.40	-0.46	MEDICAL-BIOMED/GENETICS
Zentalis Pharma	6	ZNTL	25.60	0.00	0.26	-0.11	MEDICAL-BIOMED/GENETICS
Amicus Therapt	6	FOLD	10.36	0.00	-0.16	-0.25	MEDICAL-BIOMED/GENETICS
Dice Therapeut	6	DICE	37.25	0.00	-0.36	2.51	MEDICAL-BIOMED/GENETICS
Novavax Inc	6	NVAX	22.00	0.00	-0.40	0.13	MEDICAL-BIOMED/GENETICS
Halozyme Thera	6	HALO	48.28	0.00	-0.43	0.12	MEDICAL-BIOMED/GENETICS

Date: 11-01-2022

Stocks are grouped by INDUSTRY WITHIN SECTORS and sorted from most to least attactive

SECTOR CODES: 1-Energy, 2-Materials, 3-Industrials, 4-Consumer Discretionary, 5-Consumer Sta

SECTOR CODES: 7-Financials, 8-Information Technology, 9-Communication Services, 10-Utilities,

COMPANY	SECTOR	TICKER	PRICE	YIELD	iPSCORE	Behavioral Preference Factor	INDUSTRY GROUP
Cytek Biosci	6	CTKB	15.51	0.00	-0.43	0.12	MEDICAL-BIOMED/GENETICS
Biohaven Ltd	6	BHVN	16.76	0.00	-0.43	0.12	MEDICAL-BIOMED/GENETICS
Celldex Therapt	6	CLDX	35.35	0.00	-0.43	0.12	MEDICAL-BIOMED/GENETICS
Vaxcyte Inc	6	PCVX	45.00	0.00	-0.45	-1.23	MEDICAL-BIOMED/GENETICS
Zymeworks Inc	6	ZYME	7.45	0.00	-0.56	0.89	MEDICAL-BIOMED/GENETICS
Axsome Therptcs	6	AXSM	48.87	0.00	-0.99	2.29	MEDICAL-BIOMED/GENETICS
Apellis Pharma	6	APLS	60.66	0.00	-1.06	-0.10	MEDICAL-BIOMED/GENETICS
Reata Pharmac	6	RETA	33.53	0.00	-1.19	0.67	MEDICAL-BIOMED/GENETICS
Vericel Corp	6	VCEL	27.37	0.00	-1.19	0.67	MEDICAL-BIOMED/GENETICS
Mirum Pharmact	6	MIRM	23.09	0.00	-1.21	-0.62	MEDICAL-BIOMED/GENETICS
Qiagen Nv	6	QGEN	44.05	0.00	-1.21	-0.15	MEDICAL-BIOMED/GENETICS
Biontech Se	6	BNTX	144.08	0.00	-1.27	-1.99	MEDICAL-BIOMED/GENETICS
Mannkind Corp	6	MNKD	3.47	0.00	-1.62	2.07	MEDICAL-BIOMED/GENETICS
Inovio Pharmac	6	INO	2.12	0.00	-1.64	2.13	MEDICAL-BIOMED/GENETICS
MEDICAL-DRUGS							
Verve Therptics	6	VERV	36.44	0.00	1.47	-1.03	MEDICAL-DRUGS
Catalyst Pharma	6	CPRX	13.98	0.00	1.10	0.19	MEDICAL-DRUGS
Cassava Science	6	SAVA	35.96	0.00	0.47	0.44	MEDICAL-DRUGS
Ionis Pharmact	6	IONS	44.83	0.00	0.45	-0.17	MEDICAL-DRUGS
Actinium Pharma	6	ATNM	13.25	0.00	0.45	-0.17	MEDICAL-DRUGS
Eqrx Inc	6	EQRX	5.30	0.00	0.41	-1.40	MEDICAL-DRUGS
Jazz Pharmaceut	6	JAZZ	145.61	0.00	0.20	-1.47	MEDICAL-DRUGS
Altimmune Inc	6	ALT	12.51	0.00	-0.14	1.03	MEDICAL-DRUGS
Amylyx Pharma	6	AMLX	35.87	0.00	-0.40	0.13	MEDICAL-DRUGS
Fibrogen Inc	6	FGEN	17.43	0.00	-0.43	0.12	MEDICAL-DRUGS
Cti Biopharma	6	CTIC	5.21	0.00	-0.99	2.29	MEDICAL-DRUGS
Sage Therapeutc	6	SAGE	37.88	0.00	-0.99	2.29	MEDICAL-DRUGS
Recursion Pharm	6	RXRX	10.55	0.00	-1.04	-0.09	MEDICAL-DRUGS
Xencor Inc	6	XNCR	28.27	0.00	-1.19	0.67	MEDICAL-DRUGS
Revolution Meds	6	RVMD	20.79	0.00	-1.19	0.67	MEDICAL-DRUGS
Cerevel Therps	6	CERE	29.32	0.00	-1.71	-1.67	MEDICAL-DRUGS
MEDICAL-GENERIC DRUGS							
Supernus Pharma	6	SUPN	34.31	0.00	-0.43	0.12	MEDICAL-GENERIC DRUGS
MEDICAL-NURSING HOMES							
Brookdale Senr	6	BKD	4.41	0.00	-0.43	0.12	MEDICAL-NURSING HOMES
MEDICAL-OUTPNT/HM CARE							
Elanco Animal	6	ELAN	13.28	0.00	0.41	-1.40	MEDICAL-OUTPNT/HM CARE

Date: 11-01-2022

Stocks are grouped by INDUSTRY WITHIN SECTORS and sorted from most to least attactive

SECTOR CODES: 1-Energy, 2-Materials, 3-Industrials, 4-Consumer Discretionary, 5-Consumer Sta

SECTOR CODES: 7-Financials, 8-Information Technology, 9-Communication Services, 10-Utilities,

COMPANY	SECTOR	TICKER	PRICE	YIELD	iPSCORE	Behavioral Preference Factor	INDUSTRY GROUP
Oak Street Hlth	6	OSH	20.42	0.00	-1.44	1.12	MEDICAL-OUTPNT/HM CARE
MEDICAL/DENTAL-SUPPLIES							
Becton Dickinso	6	BDX	233.88	1.49	1.12	0.33	MEDICAL/DENTAL-SUPPLIES
RETAIL-APPAREL/SHOE							
Figs Inc	6	FIGS	7.13	0.00	0.44	-0.99	RETAIL-APPAREL/SHOE
TECHNOLOGY SERVICES							
R1 Rcm Inc	6	RCM	17.71	0.00	-0.40	0.13	TECHNOLOGY SERVICES
Financials							
BANKS-FOREIGN							
Sumitomo-Mitsui	7	SMFG	5.62	4.55	0.58	-1.36	BANKS-FOREIGN
Banco Sant-Ads	7	BSBR	5.70	5.80	0.58	-1.36	BANKS-FOREIGN
FINANCE-INVESTMENT MGMT							
Tpg Inc	7	TPG	31.72	4.92	1.67	0.04	FINANCE-INVESTMENT MGMT
Cannae Holdings	7	CNNE	23.40	0.00	-1.02	0.93	FINANCE-INVESTMENT MGMT
Affil Managers	7	AMG	126.57	0.03	-1.48	1.44	FINANCE-INVESTMENT MGMT
FINANCE-MISC SERVICES							
Lufax Holding	7	LU	1.52	19.74	0.58	-1.36	FINANCE-MISC SERVICES
Jackson Finl	7	JXN	37.70	5.84	-1.56	-1.36	FINANCE-MISC SERVICES
FINANCE-MRTG & REL SVC							
Ellington Finl	7	EFC	13.11	13.73	-0.22	1.83	FINANCE-MRTG & REL SVC
Walker & Dunlop	7	WD	90.04	2.67	-0.28	-0.26	FINANCE-MRTG & REL SVC
FINANCE-PUBLIC TD INV FD							
Carlyle Grp Inc	7	CG	28.35	4.59	-0.22	1.83	FINANCE-PUBLIC TD INV FD
FINANCE-SBIC & COMMRCL							
Blackstn Scr Ld	7	BXSL	23.36	10.27	1.72	1.60	FINANCE-SBIC & COMMRCL
Fs Kkr Capital	7	FSK	19.35	12.61	1.29	0.87	FINANCE-SBIC & COMMRCL
FINANCIAL TRANSACTION SERVICES							
Green Dot Cp-A	7	GDOT	19.54	0.00	-0.22	1.30	FINANCIAL TRANSACTION SERVICES
INSURANCE-BROKERS							
Ryan Specialty	7	RYAN	45.22	0.00	1.30	1.47	INSURANCE-BROKERS
INSURANCE-LIFE							
Amer Equity Inv	7	AEL	42.51	0.80	1.72	1.60	INSURANCE-LIFE
Primerica Inc	7	PRI	145.37	1.51	-0.30	-0.97	INSURANCE-LIFE
Brighthouse Fin	7	BHF	57.71	0.00	-0.32	-0.80	INSURANCE-LIFE
Brp Group Inc	7	BRP	28.64	0.00	-0.85	1.63	INSURANCE-LIFE
INSURANCE-MULTI LINE							
Lemonade Inc	7	LMND	24.04	0.00	-0.38	0.95	INSURANCE-MULTI LINE

Date: 11-01-2022

Stocks are grouped by INDUSTRY WITHIN SECTORS and sorted from most to least attactive

SECTOR CODES: 1-Energy, 2-Materials, 3-Industrials, 4-Consumer Discretionary, 5-Consumer Sta

SECTOR CODES: 7-Financials, 8-Information Technology, 9-Communication Services, 10-Utilities,

COMPANY	SECTOR	TICKER	PRICE	YIELD	iPSCORE	Behavioral Preference Factor	INDUSTRY GROUP
Assured Guarnty	7	AGO	59.26	1.69	-1.02	0.93	INSURANCE-MULTI LINE
Aegon N V	7	AEG	4.59	4.06	-1.56	-1.36	INSURANCE-MULTI LINE
INSURANCE-PROP/CAS/TITLE							
Ambac Finl Grp	7	AMBC	13.90	0.00	0.03	1.25	INSURANCE-PROP/CAS/TITLE
Fnf Group	7	FNF	40.14	4.38	-1.50	0.78	INSURANCE-PROP/CAS/TITLE
IT SERVICES							
Upstart Hldgs	7	UPST	22.17	0.00	0.62	-0.28	IT SERVICES
REIT-MORTGAGE TRUST							
Starwood Proprt	7	STWD	20.81	9.23	1.30	1.47	REIT-MORTGAGE TRUST
Two Harbors Inv	7	TWO	3.55	19.16	-0.22	1.83	REIT-MORTGAGE TRUST
Ready Capital	7	RC	11.98	14.02	-1.48	1.44	REIT-MORTGAGE TRUST
Info Technology							
BUSINESS SERVICES							
Affirm Holdings	8	AFRM	19.46	0.00	0.52	0.43	BUSINESS SERVICES
BUSINESS SOFTWARE SVCS/BPO							
Q2 Holdings Inc	8	QTWO	31.23	0.00	0.46	-1.37	BUSINESS SOFTWARE SVCS/BPO
COMPUTER-NETWORKS							
Digi Intl Inc	8	DGII	37.91	0.00	0.50	-0.17	COMPUTER-NETWORKS
COMPUTER-SOFTWARE							
Avid Tech Inc	8	AVID	27.69	0.00	-0.54	0.87	COMPUTER-SOFTWARE
COMPUTER-STORAGE DEVICES							
Teradata Corp	8	TDC	32.08	0.00	-0.57	0.07	COMPUTER-STORAGE DEVICES
ELEC MANUF SVS (EMS)							
Sanmina Corp	8	SANM	57.34	0.00	0.50	-0.17	ELEC MANUF SVS (EMS)
ELEC MISC SERVICES							
Jack Henry Assc	8	JKHY	201.24	0.97	-0.41	0.12	ELEC MISC SERVICES
ELEC-MISC COMPONENTS							
Fabrinet	8	FN	116.27	0.00	0.50	-0.17	ELEC-MISC COMPONENTS
Novanta Inc	8	NOVT	140.23	0.00	-0.54	0.87	ELEC-MISC COMPONENTS
Meta Materials	8	MMAT	1.15	0.00	-1.71	-0.31	ELEC-MISC COMPONENTS
ELEC-SEMICONDUCTORS							
Globalfoundries	8	GFS	57.01	0.00	0.50	-0.17	ELEC-SEMICONDUCTORS
Infineon Tech	8	IFNNY	24.69	0.85	0.31	-0.10	ELEC-SEMICONDUCTORS
Diodes Inc	8	DIOD	72.09	0.00	0.30	0.36	ELEC-SEMICONDUCTORS
Himax Tech-Adr	8	HIMX	5.86	21.16	-1.27	-1.94	ELEC-SEMICONDUCTORS
FINANCIAL TRANSACTION SERVICES							
Intl Money Expr	8	IMXI	26.75	0.00	1.55	-1.01	FINANCIAL TRANSACTION SERVICES

Date: 11-01-2022

Stocks are grouped by INDUSTRY WITHIN SECTORS and sorted from most to least attactive

SECTOR CODES: 1-Energy, 2-Materials, 3-Industrials, 4-Consumer Discretionary, 5-Consumer Sta

SECTOR CODES: 7-Financials, 8-Information Technology, 9-Communication Services, 10-Utilities,

COMPANY	SECTOR	TICKER	PRICE	YIELD	iPSCORE	Behavioral Preference Factor	INDUSTRY GROUP
Flyware Corp	8	FLYW	21.24	0.00	-0.41	0.12	FINANCIAL TRANSACTION SERVICES
Shift4 Payments	8	FOUR	46.18	0.00	-0.54	0.87	FINANCIAL TRANSACTION SERVICES
Marqeta Inc	8	MQ	7.78	0.00	-0.57	0.07	FINANCIAL TRANSACTION SERVICES
Pagseguro Digtl	8	PAGS	14.82	0.00	-1.22	-0.15	FINANCIAL TRANSACTION SERVICES
Envestnet Inc	8	ENV	49.74	0.00	-1.22	-0.15	FINANCIAL TRANSACTION SERVICES
INTERNET CONTENT							
Perion Network	8	PERI	22.63	0.00	1.55	-1.01	INTERNET CONTENT
Ironsource Ltd	8	IS	3.13	0.00	0.54	1.23	INTERNET CONTENT
Weibo Corp Ads	8	WB	12.46	0.00	0.54	0.43	INTERNET CONTENT
INTERNET SERVICES							
Liveperson Inc	8	LPSN	10.60	0.00	-1.19	0.65	INTERNET SERVICES
Akamai Tech	8	AKAM	88.10	0.00	-1.19	0.65	INTERNET SERVICES
INTERNET SOFTWARE							
Unity Software	8	U	28.93	0.00	1.63	1.59	INTERNET SOFTWARE
Everbridge Inc	8	EVBG	32.25	0.00	1.62	0.79	INTERNET SOFTWARE
Toast Inc	8	TOST	22.01	0.00	1.59	0.19	INTERNET SOFTWARE
Five9 Inc	8	FIVN	59.85	0.00	1.55	-1.01	INTERNET SOFTWARE
Nice Ltd	8	NICE	185.63	0.00	1.20	1.44	INTERNET SOFTWARE
Doublevrfy Hldg	8	DV	28.89	0.00	1.16	0.05	INTERNET SOFTWARE
Digital Turbine	8	APPS	14.76	0.00	0.54	1.23	INTERNET SOFTWARE
Digitalocn Hld	8	DOCN	35.28	0.00	0.50	-0.17	INTERNET SOFTWARE
Bentley Systems	8	BSY	34.20	0.35	-0.41	0.12	INTERNET SOFTWARE
New Relic Inc	8	NEWR	58.92	0.00	-0.56	-0.39	INTERNET SOFTWARE
Olo Inc	8	OLO	9.00	0.00	-1.23	-0.75	INTERNET SOFTWARE
Forgerock Inc	8	FORG	22.67	0.00	-1.23	-0.75	INTERNET SOFTWARE
INTERNET SOFTWARE/SVCS							
Squarespace Inc	8	SQSP	21.54	0.00	1.16	0.05	INTERNET SOFTWARE/SVCS
Channeladvisor	8	ECOM	23.04	0.00	0.52	-0.03	INTERNET SOFTWARE/SVCS
Ringcentral Inc	8	RNG	35.49	0.00	0.52	0.43	INTERNET SOFTWARE/SVCS
IT SERVICES							
Amdocs Ltd	8	DOX	84.67	1.87	1.18	0.18	IT SERVICES
Fair Isaac Inc	8	FICO	476.12	0.00	0.50	-0.17	IT SERVICES
Wix.Com Ltd	8	WIX	83.84	0.00	0.30	0.36	IT SERVICES
LASERS-SYS/COMPONENTS							
Lumentum Hldgs	8	LITE	75.42	0.00	-1.30	-2.28	LASERS-SYS/COMPONENTS
OUTSOURCING							
Genpact Ltd	8	G	48.70	1.03	1.55	-1.01	OUTSOURCING

Date: 11-01-2022

Stocks are grouped by INDUSTRY WITHIN SECTORS and sorted from most to least attactive

SECTOR CODES: 1-Energy, 2-Materials, 3-Industrials, 4-Consumer Discretionary, 5-Consumer Sta

SECTOR CODES: 7-Financials, 8-Information Technology, 9-Communication Services, 10-Utilities,

COMPANY	SECTOR	TICKER	PRICE	YIELD	iPSCORE	Behavioral Preference Factor	INDUSTRY GROUP
PROTECTION-SFTY EQ & SVC							
Alarm.Com Hldgs	8	ALRM	58.74	0.00	0.46	-1.37	PROTECTION-SFTY EQ & SVC
Norton Lifelock	8	NLOK	22.96	2.18	0.31	-0.10	PROTECTION-SFTY EQ & SVC
SOLAR							
Solaredge Tech	8	SEDG	225.25	0.00	-0.38	0.13	SOLAR
TECHNOLOGY SERVICES							
Adtran Holdings	8	ADTN	22.66	1.59	1.59	0.19	TECHNOLOGY SERVICES
Payoneer Global	8	PAYO	7.80	0.00	1.20	1.44	TECHNOLOGY SERVICES
Matterport Inc	8	MTTR	3.42	0.00	1.19	0.65	TECHNOLOGY SERVICES
Btrs Holdings	8	BTRS	9.42	0.00	1.16	0.05	TECHNOLOGY SERVICES
Coherent Corp	8	COHR	34.40	0.00	0.46	-1.37	TECHNOLOGY SERVICES
Liveramp Hldgs	8	RAMP	18.40	0.00	0.46	-1.37	TECHNOLOGY SERVICES
Applovin Corp	8	APP	17.12	0.00	-0.43	-1.20	TECHNOLOGY SERVICES
Jamf Holding Cp	8	JAMF	23.47	0.00	-0.54	0.87	TECHNOLOGY SERVICES
Hut 8 Mining Cp	8	HUT	2.18	0.00	-1.27	-1.94	TECHNOLOGY SERVICES
Marathon Digitl	8	MARA	12.22	0.00	-1.64	2.02	TECHNOLOGY SERVICES
Palantir Tech	8	PLTR	8.65	0.00	-1.65	2.08	TECHNOLOGY SERVICES
WIRELESS EQUIPMENT							
Viasat Inc	8	VSAT	41.45	0.00	0.25	-1.44	WIRELESS EQUIPMENT
Communication Svcs							
AUTO/TRUCK-REPLACE PRTS							
Cargurus Inc	9	CARG	15.17	0.00	0.59	-1.17	AUTO/TRUCK-REPLACE PRTS
BROADCASTING-RADIO/TV							
Tegna Inc	9	TGNA	20.79	1.83	0.66	1.21	BROADCASTING-RADIO/TV
Nexstar Brdcstg	9	NXST	176.36	2.04	-0.70	-0.51	BROADCASTING-RADIO/TV
BUSINESS SERVICES							
Ziprecruitr Inc	9	ZIP	17.15	0.00	1.75	0.16	BUSINESS SERVICES
DIVERSIFIED COMM SERVICES							
Deutsche Telekm	9	DTEGY	19.25	3.45	0.44	1.15	DIVERSIFIED COMM SERVICES
DIVERSIFIED OPERATIONS							
Iac Inc	9	IAC	50.72	0.00	-0.33	-0.69	DIVERSIFIED OPERATIONS
ELECTRONIC COMMERCE							
Tripadvisor Inc	9	TRIP	23.93	0.00	-1.17	-0.47	ELECTRONIC COMMERCE
GAMING							
Playtika Hldg	9	PLTK	9.66	0.00	-0.23	2.37	GAMING
Roblox Corp	9	RBLX	44.31	0.00	-1.60	1.88	GAMING
INTERNET CONTENT							

Date: 11-01-2022

Stocks are grouped by INDUSTRY WITHIN SECTORS and sorted from most to least attactive

SECTOR CODES: 1-Energy, 2-Materials, 3-Industrials, 4-Consumer Discretionary, 5-Consumer Sta

SECTOR CODES: 7-Financials, 8-Information Technology, 9-Communication Services, 10-Utilities,

COMPANY	SECTOR	TICKER	PRICE	YIELD	iPSCORE	Behavioral Preference Factor	INDUSTRY GROUP
Techtarget	9	TTGT	65.00	0.00	-1.16	0.99	INTERNET CONTENT
INTERNET SERVICES							
Tencent Holding	9	TCEHY	28.42	0.63	1.71	-0.86	INTERNET SERVICES
Trade Desk Inc	8	TTD	53.08	0.00	0.07	-0.31	INTERNET SERVICES
INTERNET SOFTWARE							
Magnite Inc	9	MGNI	7.41	0.00	-1.17	-0.47	INTERNET SOFTWARE
Bumble Inc	9	BMBL	25.09	0.00	-1.58	2.00	INTERNET SOFTWARE
Ziff Davis Inc	9	ZD	77.80	0.00	-1.62	0.87	INTERNET SOFTWARE
LEISURE & RECREATION SVCS							
Amc Entertainmt	9	AMC	6.15	0.00	1.77	0.28	LEISURE & RECREATION SVCS
Madison Sqr Ent	9	MSGE	49.11	0.00	-0.30	0.10	LEISURE & RECREATION SVCS
MEDIA CONGLOMERATES							
Endeavor Group	9	EDR	21.96	0.00	-0.25	2.37	MEDIA CONGLOMERATES
Disney Walt	9	DIS	106.00	0.00	-1.66	-1.06	MEDIA CONGLOMERATES
MOVIE/TV PRODUCTION/DISTRIB							
News Corp-B	9	NWS	17.22	1.16	-1.17	-0.47	MOVIE/TV PRODUCTION/DISTRIB
News Corp New-A	9	NWSA	16.99	1.18	-1.22	-1.95	MOVIE/TV PRODUCTION/DISTRIB
REIT-EQTY TRUST - OTHER							
Radius Glbl Inf	9	RADI	9.44	0.00	0.61	1.48	REIT-EQTY TRUST - OTHER
TOYS/GAMES/HOBBY PROD							
Activision Blzd	9	ATVI	73.31	0.64	1.26	-0.98	TOYS/GAMES/HOBBY PROD
Take-Two Inter	9	TTWO	116.31	0.00	-0.30	0.10	TOYS/GAMES/HOBBY PROD
WIRELESS NATIONAL							
Liberty La-C	9	LILAK	8.05	0.00	-1.14	0.89	WIRELESS NATIONAL
WIRELESS NON-US							
Sk Telecom Co	9	SKM	19.67	5.76	-0.30	0.10	WIRELESS NON-US
Utilities							
OTHER ALT ENERGY							
Constellatn Egy	10	CEG	95.52	0.59	1.42	0.46	OTHER ALT ENERGY
UTILITY-ELECTRIC POWER							
Nrg Energy Inc	10	NRG	44.03	3.18	0.98	-0.90	UTILITY-ELECTRIC POWER
Alliant Engy Cp	10	LNT	52.63	3.25	-0.63	0.70	UTILITY-ELECTRIC POWER
Allete Inc	10	ALE	56.15	4.63	-1.47	0.22	UTILITY-ELECTRIC POWER
Hawaiian Elec	10	HE	37.81	3.70	-1.98	0.66	UTILITY-ELECTRIC POWER
UTILITY-GAS DISTRIBUTION							
Southwest Gas	10	SWX	72.61	3.42	0.35	0.84	UTILITY-GAS DISTRIBUTION
Atmos Energy Cp	10	ATO	106.27	2.56	-0.66	0.61	UTILITY-GAS DISTRIBUTION

Date: 11-01-2022

Stocks are grouped by INDUSTRY WITHIN SECTORS and sorted from most to least attactive

SECTOR CODES: 1-Energy, 2-Materials, 3-Industrials, 4-Consumer Discretionary, 5-Consumer Sta

SECTOR CODES: 7-Financials, 8-Information Technology, 9-Communication Services, 10-Utilities,

COMPANY	SECTOR	TICKER	PRICE	YIELD	iPSCORE	Behavioral Preference Factor	INDUSTRY GROUP
Northwest Natrl	10	NWN	47.75	4.06	-1.45	0.15	UTILITY-GAS DISTRIBUTION
UTILITY-WATER SUPPLY							
Essential Utils	10	WTRG	44.14	2.60	0.33	0.51	UTILITY-WATER SUPPLY
Sabesp -Adr	10	SBS	11.69	1.20	0.24	-0.08	UTILITY-WATER SUPPLY
Amer States Wtr	10	AWR	88.04	1.81	-0.66	0.61	UTILITY-WATER SUPPLY
Real Estate							
REAL ESTATE OPERATIONS							
Tricon Resident	11	TCN	8.51	2.73	0.84	-1.17	REAL ESTATE OPERATIONS
Redfin Corp	11	RDFN	4.76	0.00	-0.07	-0.25	REAL ESTATE OPERATIONS
REIT-EQTY TRUST - OTHER							
Healthcare Rlty	11	HR	20.34	2.14	0.86	-0.83	REIT-EQTY TRUST - OTHER
Welltower Inc	11	WELL	60.10	4.06	0.83	-0.67	REIT-EQTY TRUST - OTHER
Caretrust Reit	11	CTRE	18.56	5.93	0.43	-0.61	REIT-EQTY TRUST - OTHER
Sabra Healthcr	11	SBRA	13.61	8.82	-0.07	-0.25	REIT-EQTY TRUST - OTHER
Natl Health Inv	11	NHI	55.50	6.49	-0.45	-1.04	REIT-EQTY TRUST - OTHER
Sunstone Hotel	11	SHO	11.14	0.45	-0.82	0.89	REIT-EQTY TRUST - OTHER
Apple Hosp Reit	11	APLE	17.19	5.58	-0.84	1.00	REIT-EQTY TRUST - OTHER
REIT-EQTY TRUST - RESID							
Spirit Realty	11	SRC	39.38	6.73	0.64	-0.55	REIT-EQTY TRUST - RESID
Apartment Invt	11	AIV	7.94	0.00	-0.68	-0.88	REIT-EQTY TRUST - RESID
TECHNOLOGY SERVICES							
Wework Inc	11	WE	2.71	0.00	-0.04	-0.69	TECHNOLOGY SERVICES
N/A							
INTERNET SOFTWARE							
Compass Inc	8	COMP	2.55	0.00	0.52	-0.03	INTERNET SOFTWARE

Date: 11-01-2022

Cross Sector Analysis - Stocks are ranked from most to least attractive INDEPENDENT OF SECTOR GROUPING

SECTOR CODES: 1-Energy, 2-Materials, 3-Industrials, 4-Consumer Discretionary, 5-Consumer Staples, 6-Healthcare

SECTOR CODES: 7-Financials, 8-Information Technology, 9-Communication Services, 10-Utilities, 11-Real Estate

COMPANY	SECTOR	TICKER	PRICE	YIELD	XSEC iPSCORE	Behavioral Preference Factor	ABSOLUTE-SCALE METRICS			RELATIVE-SCALE METRICS						MKT CAP $millions	DAYS2TR	EPS REPORT DATE
							ABS DCOORD	TECH OUTLK	FUNDA OUTLK	REL DCOORD	rPSCORE	VTCAVG	VSCORE	TSCORE	CSCORE			
Sweetgreen Inc	4	SG	18.24	0.00	1.73	2.18	1	-0.35	2.14	4	1.65	0.78	-0.09	-0.14	2.37	1,998	1.30	20221108
Unity Software	8	U	28.93	0.00	1.73	2.03	1	-0.35	2.18	4	1.65	0.71	-0.12	-0.14	2.22	8,693	0.11	20221109
Rivian Automotv	4	RIVN	33.48	0.00	1.73	1.85	1	-0.35	1.67	4	1.65	0.57	-0.25	-0.14	1.92	30,674	0.05	20221109
Amer Equity Inv	7	AEL	42.51	0.80	1.73	2.03	1	-0.63	1.71	4	1.65	0.39	-0.53	-0.42	1.92	3,725	1.77	20221107
Blackstn Scr Ld	7	BXSL	23.36	10.27	1.73	2.03	1	-0.35	1.71	4	1.65	0.28	-1.16	-0.14	1.92	3,861	1.77	20221110
Agenus Inc	6	AGEN	2.51	0.00	1.70	1.26	1	-0.63	1.71	2	1.01	0.84	0.87	-0.42	1.92	711	2.20	20221108
Ligand Pharma-B	6	LGND	84.61	0.00	1.70	1.26	1	-0.35	1.71	2	1.01	0.81	0.51	-0.14	1.92	1,428	2.30	20221107
Masonite Int Cp	3	DOOR	72.71	0.00	1.70	1.19	1	-0.35	1.67	2	1.01	0.78	0.43	-0.14	1.92	1,619	2.33	20221107
Emergent Biosol	6	EBS	20.92	0.00	1.70	1.26	1	-0.35	1.67	2	1.01	0.76	0.36	-0.14	1.92	1,043	1.98	20221108
Everbridge Inc	8	EVBG	32.25	0.00	1.70	1.28	1	-0.35	1.75	2	1.01	0.73	0.26	-0.14	1.92	1,281	1.67	20221108
Amc Entertainmt	9	AMC	6.15	0.00	1.67	0.30	1	1.33	2.22	3	0.02	1.26	-0.09	1.54	2.22	3,178	0.19	20221108
Legalzoom.Com	3	LZ	9.19	0.00	1.67	0.32	1	1.33	2.22	3	0.02	1.21	-0.26	1.54	2.22	1,788	1.98	20221110
Ziprecruitr Inc	9	ZIP	17.15	0.00	1.67	0.30	1	1.33	1.75	3	0.02	1.17	-0.04	1.54	1.92	2,038	2.44	20221109
Golar Lng Ltd	1	GLNG	27.31	0.00	1.67	0.16	1	1.47	2.18	3	0.02	0.84	-1.55	1.68	2.22	2,956	0.77	20221108
Perion Network	8	PERI	22.63	0.00	1.67	0.16	1	-0.21	1.71	3	0.02	0.68	-0.04	0.00	1.92	1,005	2.41	20221108
Constellatn Egy	10	CEG	95.52	0.59	1.67	1.27	1	-0.21	2.22	3	0.02	0.67	-0.41	0.00	2.22	31,220	0.14	20221108
Adtran Holdings	8	ADTN	22.66	1.59	1.67	0.34	1	-0.21	1.71	3	0.02	0.60	-0.29	0.00	1.92	1,117	2.13	20221107
Atlantica Sustn	1	AY	28.00	6.36	1.67	0.16	1	-0.07	1.71	3	0.02	0.58	-0.49	0.14	1.92	3,147	2.04	20221109
Hf Sinclair Cp	1	DINO	62.04	2.58	1.67	0.36	1	-0.21	1.75	3	0.02	0.57	-0.37	0.00	1.92	13,453	0.23	20221107
Dillards Inc-A	4	DDS	331.69	0.24	1.67	0.37	1	-0.21	1.75	3	0.02	0.54	-0.49	0.00	1.92	5,684	0.57	20221110
Shockwave Med	6	SWAV	292.05	0.00	1.67	0.33	1	-0.21	1.75	3	0.02	0.51	-0.57	0.00	1.92	10,453	0.19	20221107
Tpg Inc	7	TPG	31.72	4.92	1.67	0.34	1	1.05	1.71	3	0.02	0.23	-2.69	1.26	1.92	9,793	2.18	20221109
Gevo Inc	1	GEVO	2.29	0.00	1.67	0.36	1	-0.07	1.71	3	0.02	-0.11	-2.64	0.14	1.92	539	1.54	20221108
Beyond Meat Inc	5	BYND	15.32	0.00	1.62	-0.51	1	1.33	2.18	1	-1.24	1.37	0.24	1.54	2.22	975	0.54	20221109
Five9 Inc	8	FIVN	59.85	0.00	1.62	-0.73	1	1.33	1.67	1	-1.24	1.35	0.50	1.54	1.92	4,196	0.24	20221107
Tencent Holding	9	TCEHY	28.42	0.63	1.62	-0.65	1	1.33	1.71	1	-1.24	1.33	0.46	1.54	1.92	273,082	0.21	20221109
Verve Therptics	6	VERV	36.44	0.00	1.62	-0.71	1	-0.21	2.14	1	-1.24	1.03	0.71	0.00	2.22	2,191	1.05	20221109
Abcellara Biolg	6	ABCL	11.50	0.00	1.62	-0.71	1	-0.21	2.22	1	-1.24	0.94	0.44	0.00	2.22	3,279	1.36	20221108
Silk Rd Medical	6	SILK	44.13	0.00	1.62	-0.53	1	-0.21	2.10	1	-1.24	0.84	0.13	0.00	2.22	1,555	1.11	20221108
Intl Money Expr	8	IMXI	26.75	0.00	1.62	-0.73	1	-0.21	1.63	1	-1.24	0.84	0.46	0.00	1.92	1,013	2.49	20221109
Genpact Ltd	8	G	48.70	1.03	1.62	-0.73	1	-0.21	1.67	1	-1.24	0.82	0.40	0.00	1.92	8,936	0.64	20221109
Toast Inc	8	TOST	22.01	0.00	1.62	-0.54	1	-0.21	1.75	1	-1.24	0.78	0.29	0.00	1.92	11,266	0.23	20221110
Haemonetics Cp	6	HAE	83.96	0.00	1.62	-0.53	1	-0.21	1.67	1	-1.24	0.78	0.28	0.00	1.92	4,309	0.80	20221107
Sunopta Inc	5	STKL	11.52	0.00	1.62	0.01	1	-0.21	1.75	1	-1.24	0.73	0.12	0.00	1.92	1,259	2.28	20221109
Prometheus Bio	6	RXDX	51.35	0.00	1.49	2.05	2	-0.49	1.67	4	1.29	-1.08	-5.25	-0.28	1.92	2,100	0.97	20221111
Revance Therap	6	RVNC	22.46	0.00	1.48	1.44	2	-0.49	2.22	2	1.01	0.92	0.64	-0.28	2.22	1,642	0.86	20221108
Fs Kkr Capital	7	FSK	19.35	12.61	1.29	1.48	3	-0.35	1.23	4	1.65	0.45	-0.21	-0.14	1.55	5,480	1.20	20221107
Fiverr Intl Ltd	4	FVRR	30.75	0.00	1.29	1.59	3	-0.35	1.27	4	1.65	0.40	-0.36	-0.14	1.55	1,130	1.49	20221109

Date: 11-01-2022

Cross Sector Analysis - Stocks are ranked from most to least attractive INDEPENDENT OF SECTOR GROUPING

SECTOR CODES: 1-Energy, 2-Materials, 3-Industrials, 4-Consumer Discretionary, 5-Consumer Staples, 6-Healthcare

SECTOR CODES: 7-Financials, 8-Information Technology, 9-Communication Services, 10-Utilities, 11-Real Estate

COMPANY	SECTOR	TICKER	PRICE	YIELD	XSEC iPSCORE	Behavioral Preference Factor	ABSOLUTE-SCALE METRICS			RELATIVE-SCALE METRICS						MKT CAP $millions	DAYS2TR	EPS REPORT DATE
							ABS DCOORD	TECH OUTLK	FUNDA OUTLK	REL DCOORD	rPSCORE	VTCAVG	VSCORE	TSCORE	CSCORE			
Excelerate Egy	1	EE	26.82	0.37	1.29	1.56	3	-0.63	1.27	4	1.65	0.37	-0.52	-0.42	1.85	2,904	2.17	20221109
Starwood Proprt	7	STWD	20.81	9.23	1.29	1.79	3	-0.35	0.72	4	1.65	0.31	-0.13	-0.14	1.11	6,435	0.35	20221109
Ryan Specialty	7	RYAN	45.22	0.00	1.29	1.79	3	-0.63	1.19	4	1.65	0.16	-0.83	-0.42	1.55	11,721	1.03	20221110
Matterport Inc	8	MTTR	3.42	0.00	1.26	1.04	3	-0.35	1.19	2	1.01	0.72	0.31	-0.14	1.85	964	2.69	20221110
Akous Inc	6	AKUS	13.13	0.00	1.26	1.02	3	-0.63	1.23	2	1.01	0.60	0.55	-0.42	1.55	485	1.44	20221111
Nice Ltd	8	NICE	185.63	0.00	1.26	1.35	3	-0.35	1.19	2	1.01	0.53	0.04	-0.14	1.55	11,783	0.68	20221110
Payoneer Global	8	PAYO	7.80	0.00	1.26	1.35	3	-0.63	1.27	2	1.01	0.46	0.12	-0.42	1.55	2,702	0.40	20221109
Alpha Metal Rsc	2	AMR	166.59	0.94	1.23	0.09	3	1.47	1.23	3	0.02	1.08	-0.04	1.68	1.55	2,886	0.50	20221107
Immunocore Hldg	6	IMCR	56.87	0.00	1.23	0.10	3	1.47	1.27	3	0.02	0.97	-0.38	1.68	1.55	2,501	1.28	20221109
Natera Inc	6	NTRA	46.67	0.00	1.23	0.10	3	-0.21	1.23	3	0.02	0.51	-0.15	0.00	1.55	4,525	0.55	20221108
Northrn Oil&Gas	1	NOG	34.56	2.89	1.23	0.11	3	-0.21	1.27	3	0.02	0.48	-0.23	0.00	1.55	2,727	0.36	20221108
Ypf Sa D Cv Adr	1	YPF	8.26	0.00	1.23	-0.09	3	-0.21	1.27	3	0.02	0.46	-0.31	0.00	1.55	3,249	1.32	20221108
Btrs Holdings	8	BTRS	9.42	0.00	1.23	0.10	3	-0.21	1.19	3	0.02	0.44	-0.38	0.00	1.55	1,539	1.21	20221109
Doublevrfy Hldg	8	DV	28.89	0.00	1.23	0.10	3	-0.21	1.19	3	0.02	0.39	-0.54	0.00	1.55	4,750	0.68	20221108
Akero Therp Inc	6	AKRO	43.36	0.00	1.23	0.10	3	-0.21	0.76	3	0.02	0.37	-0.09	0.00	1.11	1,629	0.96	20221111
Genmab A/S -Adr	6	GMAB	38.36	0.00	1.23	0.10	3	-0.21	0.76	3	0.02	0.33	-0.20	0.00	1.11	25,252	1.10	20221109
Intl Seaways	1	INSW	43.88	1.09	1.23	-0.09	3	-0.21	1.27	3	0.02	0.32	-0.73	0.00	1.55	2,181	1.02	20221108
Dht Holdings	1	DHT	9.11	1.76	1.23	0.11	3	-0.21	1.27	3	0.02	0.20	-1.13	0.00	1.55	1,556	1.16	20221107
Xenon Pharmact	6	XENE	37.12	0.00	1.20	-0.10	3	-0.21	1.23	3	-0.70	-0.68	-3.86	0.00	1.55	2,311	2.38	20221108
Nrg Energy Inc	10	NRG	44.03	3.18	1.18	-1.37	3	1.05	1.27	1	-1.24	1.47	1.27	1.26	1.85	10,354	0.27	20221107
Becton Dickinso	6	BDX	233.88	1.49	1.18	-0.77	3	1.61	1.15	1	-1.24	1.30	0.51	1.82	1.55	66,701	0.08	20221110
Nanostring Tech	6	NSTG	10.70	0.00	1.18	-0.95	3	1.61	0.68	1	-1.24	1.26	0.88	1.82	1.11	497	2.99	20221107
Contextlogic	4	WISH	0.76	0.00	1.18	-1.04	3	1.33	1.19	1	-1.24	1.23	0.56	1.54	1.55	511	1.82	20221109
Canoo Inc	4	GOEV	1.37	0.00	1.18	-1.04	3	1.33	1.27	1	-1.24	1.23	0.55	1.54	1.55	374	2.05	20221109
89Bio Inc	6	ETNB	9.48	0.00	1.18	-0.95	3	1.05	1.23	1	-1.24	1.14	0.57	1.26	1.55	193	2.72	20221110
Activision Blzd	9	ATVI	73.31	0.64	1.18	-0.86	3	1.33	1.19	1	-1.24	1.07	0.04	1.54	1.55	57,351	0.06	20221107
Kornit Digital	3	KRNT	26.92	0.00	1.18	-0.90	3	-0.07	1.27	1	-1.24	0.88	0.85	0.14	1.55	1,336	2.22	20221109
Neogenomics Inc	6	NEO	7.65	0.00	1.18	-0.95	3	-0.07	1.23	1	-1.24	0.80	0.60	0.14	1.55	962	2.47	20221108
Squarespace Inc	8	SQSP	21.54	0.00	1.18	-0.79	3	-0.07	1.27	1	-1.24	0.73	0.39	0.14	1.55	2,996	2.99	20221108
Darling Ingrdnt	5	DAR	79.11	0.00	1.18	-0.22	3	-0.21	1.23	1	-1.24	0.61	0.17	0.00	1.55	12,687	0.21	20221108
Amdocs Ltd	8	DOX	84.67	1.87	1.18	-0.79	3	-0.21	1.19	1	-1.24	0.60	0.13	0.00	1.55	11,101	0.52	20221108
Bwx Technolgs	3	BWXT	57.63	1.53	1.18	-0.90	3	-0.21	0.68	1	-1.24	0.58	0.55	0.00	1.11	5,255	0.96	20221107
Catalyst Pharma	6	CPRX	13.98	0.00	1.18	-0.77	3	-0.21	1.23	1	-1.24	0.57	0.03	0.00	1.55	1,437	1.12	20221109
Rbc Bearings	3	RBC	251.92	0.00	1.18	-0.73	3	-0.21	0.76	1	-1.24	0.43	0.08	0.00	1.11	7,288	0.93	20221110
Plant Therapeut	6	PLRX	25.16	0.00	1.17	-0.23	3	1.47	0.76	3	-1.42	-2.41	-10.45	1.68	1.11	1,225	2.92	20221108
Celsius Holding	5	CELH	90.56	0.00	0.85	1.44	5	-0.49	1.27	4	1.65	0.28	-0.60	-0.28	1.55	6,850	0.30	20221110
Coupang Inc	4	CPNG	17.24	0.00	0.82	1.19	5	-0.49	1.27	2	1.01	0.48	0.03	-0.28	1.55	30,458	0.20	20221109

Date: 11-01-2022

Cross Sector Analysis - Stocks are ranked from most to least attractive INDEPENDENT OF SECTOR GROUPING

SECTOR CODES: 1-Energy, 2-Materials, 3-Industrials, 4-Consumer Discretionary, 5-Consumer Staples, 6-Healthcare

SECTOR CODES: 7-Financials, 8-Information Technology, 9-Communication Services, 10-Utilities, 11-Real Estate

COMPANY	SECTOR	TICKER	PRICE	YIELD	XSEC iPSCORE	Behavioral Preference Factor	ABSOLUTE-SCALE METRICS			RELATIVE-SCALE METRICS						MKT CAP $millions	DAYS2TR	EPS REPORT DATE
							ABS DCOORD	TECH OUTLK	FUNDA OUTLK	REL DCOORD	rPSCORE	VTCAVG	VSCORE	TSCORE	CSCORE			
Tegna Inc	9	TGNA	20.79	1.83	0.63	1.28	6	-0.35	-0.39	4	1.65	-0.05	-0.01	-0.14	0.00	4,638	0.92	20221109
Radius Glbl Inf	9	RADI	9.44	0.00	0.61	2.53	6	-0.35	-0.39	8	1.29	-0.48	-0.79	-0.14	-0.52	899	2.55	20221108
Clover Health	6	CLOV	1.59	0.00	0.60	0.67	6	-0.35	-0.55	2	1.01	0.56	1.88	-0.14	0.00	759	2.14	20221107
Nomad Foods Ltd	5	NOMD	15.40	0.00	0.60	0.63	6	-0.35	-0.51	2	1.01	0.18	0.69	-0.14	0.00	2,657	1.01	20221109
Ringcentral Inc	8	RNG	35.49	0.00	0.60	0.68	6	-0.35	-0.31	2	1.01	0.16	0.62	-0.14	0.00	3,383	0.37	20221109
3D Systems Corp	8	DDD	8.96	0.00	0.60	0.68	6	-0.35	-0.59	2	1.01	0.12	0.52	-0.14	0.00	1,167	2.86	20221108
Nuvalent Inc	6	NUVL	33.70	0.00	0.60	0.67	6	-0.63	-0.35	2	1.01	0.09	0.69	-0.42	0.00	1,628	1.32	20221109
Digital Turbine	8	APPS	14.76	0.00	0.60	0.99	6	-0.35	-0.59	2	1.01	0.07	0.36	-0.14	0.00	1,459	0.65	20221109
Xpel Inc	4	XPEL	69.75	0.00	0.60	2.37	6	-0.63	-0.27	2	1.01	0.03	0.52	-0.42	0.00	1,926	2.72	20221109
Amyris Inc	2	AMRS	2.94	0.00	0.60	0.63	6	-0.35	-0.59	2	1.01	0.01	0.16	-0.14	0.00	951	1.86	20221108
Ironsource Ltd	8	IS	3.13	0.00	0.60	0.99	6	-0.35	-0.39	2	1.01	0.00	0.15	-0.14	0.00	3,169	0.89	20221109
Affirm Holdings	8	AFRM	19.46	0.00	0.60	0.68	6	-0.35	-0.59	2	1.01	0.00	0.13	-0.14	0.00	5,625	0.12	20221108
Cassava Science	6	SAVA	35.96	0.00	0.60	0.67	6	-0.63	-0.55	2	1.01	-0.03	0.34	-0.42	0.00	1,442	0.58	20221109
Weibo Corp Ads	8	WB	12.46	0.00	0.59	0.37	6	-0.35	-0.59	6	0.56	0.11	1.07	-0.14	-0.52	2,947	1.75	20221110
Essential Utils	10	WTRG	44.14	2.60	0.56	-0.37	6	1.61	-0.27	3	0.02	0.54	-0.14	1.82	0.00	11,572	0.45	20221107
Danaos Corp	3	DAC	59.52	5.04	0.56	-0.24	6	1.61	-0.51	3	0.02	0.49	-0.28	1.82	0.00	1,233	2.38	20221107
Mister Car Wash	4	MCW	9.02	0.00	0.56	1.17	6	1.33	-0.55	3	0.02	0.42	-0.22	1.54	0.00	2,745	1.65	20221110
Welltower Inc	11	WELL	60.10	4.06	0.56	-0.25	6	1.33	-0.43	3	0.02	0.38	-0.35	1.54	0.00	27,283	0.15	20221107
Poshmark Inc	4	POSH	17.77	0.00	0.56	1.17	6	1.05	-0.51	3	0.02	0.32	-0.25	1.26	0.00	1,396	0.52	20221110
Upstart Hldgs	7	UPST	22.17	0.00	0.56	-0.26	6	1.33	-0.59	3	0.02	0.28	-0.66	1.54	0.00	1,803	0.19	20221108
Sumitomo-Mitsui	7	SMFG	5.62	4.55	0.56	-0.44	6	1.33	-0.55	3	0.02	0.25	-0.76	1.54	0.00	38,629	1.24	20221111
Viper Energy	1	VNOM	33.58	9.65	0.56	-0.47	6	-0.21	-0.55	3	0.02	-0.01	-0.04	0.00	0.00	5,572	1.80	20221107
Ionis Pharmact	6	IONS	44.83	0.00	0.56	-0.25	6	-0.21	-0.55	3	0.02	-0.02	-0.05	0.00	0.00	6,363	0.60	20221109
Xometry Inc	4	XMTR	58.56	0.00	0.56	0.71	6	-0.21	-0.59	3	0.02	-0.03	-0.08	0.00	0.00	2,611	1.08	20221110
Sylvamo Corp	2	SLVM	48.19	0.93	0.56	-0.01	6	-0.21	-0.43	3	0.02	-0.04	-0.11	0.00	0.00	2,126	1.30	20221110
Southwest Gas	10	SWX	72.61	3.42	0.56	-0.02	6	-0.07	-0.43	3	0.02	-0.04	-0.27	0.14	0.00	4,854	0.70	20221108
Sabesp -Adr	10	SBS	11.69	1.20	0.56	0.42	6	-0.21	-0.27	3	0.02	-0.04	-0.13	0.00	0.00	7,990	0.51	20221110
Mirati Theraptc	6	MRTX	67.49	0.00	0.56	-0.25	6	-0.07	-0.27	3	0.02	-0.08	-0.40	0.14	0.00	3,753	0.53	20221108
Digi Intl Inc	8	DGII	37.91	0.00	0.56	-0.26	6	-0.21	-0.35	3	0.02	-0.13	-0.41	0.00	0.00	1,330	1.53	20221110
Fabrinet	8	FN	116.27	0.00	0.56	-0.26	6	-0.21	-0.35	3	0.02	-0.16	-0.49	0.00	0.00	4,254	1.10	20221107
Sanmina Corp	8	SANM	57.34	0.00	0.56	-0.26	6	-0.21	-0.35	3	0.02	-0.16	-0.51	0.00	0.00	3,315	1.33	20221107
Digitalocn Hld	8	DOCN	35.28	0.00	0.56	-0.26	6	-0.07	-0.59	7	0.02	-0.20	-0.18	0.14	-0.52	3,420	0.62	20221107
Archaea Energy	1	LFG	25.74	0.00	0.54	-0.48	6	-0.21	0.20	3	-0.70	-0.25	-1.44	0.00	0.59	3,081	0.21	20221110
Actinium Pharma	6	ATNM	13.25	0.00	0.54	-0.45	6	-0.21	-0.55	3	-0.70	-0.59	-1.84	0.00	0.00	334	2.51	20221111
Figs Inc	6	FIGS	7.13	0.00	0.52	-1.30	6	1.33	0.08	1	-1.24	1.03	1.00	1.54	0.59	1,179	0.97	20221110
Healthcare Rlty	11	HR	20.34	2.14	0.52	-1.28	6	1.61	0.08	1	-1.24	0.95	0.47	1.82	0.59	4,659	0.47	20221109
Elanco Animal	6	ELAN	13.28	0.00	0.52	-1.30	6	1.33	-0.51	1	-1.24	0.89	1.24	1.54	0.00	6,296	0.28	20221108

Date: 11-01-2022

Cross Sector Analysis - Stocks are ranked from most to least attractive INDEPENDENT OF SECTOR GROUPING

SECTOR CODES: 1-Energy, 2-Materials, 3-Industrials, 4-Consumer Discretionary, 5-Consumer Staples, 6-Healthcare

SECTOR CODES: 7-Financials, 8-Information Technology, 9-Communication Services, 10-Utilities, 11-Real Estate

COMPANY	SECTOR	TICKER	PRICE	YIELD	XSEC iPSCORE	Behavioral Preference Factor	ABSOLUTE-SCALE METRICS			RELATIVE-SCALE METRICS						MKT CAP $millions	DAYS2TR	EPS REPORT DATE
							ABS DCOORD	TECH OUTLK	FUNDA OUTLK	REL DCOORD	rPSCORE	VTCAVG	VSCORE	TSCORE	CSCORE			
Cargurus Inc	9	CARG	15.17	0.00	0.52	-1.19	6	1.33	-0.11	1	-1.24	0.86	0.50	1.54	0.59	1,801	1.25	20221108
Nio Inc-Adr	4	NIO	9.71	0.00	0.52	-0.24	6	1.61	-0.59	1	-1.24	0.85	0.83	1.82	0.00	16,206	0.04	20221110
Azenta Inc	6	AZTA	45.65	0.22	0.52	-1.30	6	1.61	-0.55	1	-1.24	0.83	0.76	1.82	0.00	3,425	0.56	20221109
Compass Inc	8	COMP	2.55	0.00	0.52	-1.15	6	1.33	-0.08	1	-1.24	0.81	0.33	1.54	0.59	1,102	2.83	20221110
Q2 Holdings Inc	8	QTWO	31.23	0.00	0.52	-1.33	6	1.61	-0.59	1	-1.24	0.80	0.69	1.82	0.00	1,790	1.52	20221107
Lufax Holding	7	LU	1.52	19.74	0.52	-1.32	6	1.33	-0.51	1	-1.24	0.79	0.93	1.54	0.00	3,474	1.07	20221108
Alarm.Com Hldgs	8	ALRM	58.74	0.00	0.52	-1.33	6	1.61	-0.55	1	-1.24	0.76	0.56	1.82	0.00	2,922	1.90	20221108
Gxo Logistics	3	GXO	37.46	0.00	0.52	-1.23	6	1.61	-0.51	1	-1.24	0.74	0.49	1.82	0.00	4,443	0.70	20221108
Grocery Outlet	5	GO	34.30	0.00	0.52	-1.24	6	1.61	-0.31	1	-1.24	0.73	0.47	1.82	0.00	3,325	0.71	20221108
Coherent Corp	8	COHR	34.40	0.00	0.52	-1.33	6	1.33	-0.35	1	-1.24	0.66	0.53	1.54	0.00	4,760	0.57	20221109
Alcon Inc	6	ALC	60.47	0.00	0.52	-1.30	6	1.33	-0.51	1	-1.24	0.64	0.47	1.54	0.00	29,636	0.47	20221108
Zai Lab Ltd-Adr	6	ZLAB	25.02	0.00	0.52	-1.30	6	1.33	-0.55	1	-1.24	0.63	0.44	1.54	0.00	2,450	1.64	20221109
Lucid Group Inc	4	LCID	13.62	0.00	0.52	-0.24	6	1.33	-0.39	1	-1.24	0.62	0.40	1.54	0.00	22,784	0.10	20221108
Liveramp Hldgs	8	RAMP	18.40	0.00	0.52	-1.33	6	1.33	-0.59	1	-1.24	0.59	0.32	1.54	0.00	1,235	2.75	20221108
B&G Foods Cl-A	5	BGS	16.20	11.73	0.52	-1.24	6	1.33	-0.55	1	-1.24	0.59	0.30	1.54	0.00	1,161	1.36	20221109
Tricon Resident	11	TCN	8.51	2.73	0.52	-1.28	6	1.33	-0.31	1	-1.24	0.56	0.21	1.54	0.00	2,330	2.32	20221109
Adidas Ag-Adr	4	ADDYY	48.95	2.53	0.52	-0.24	6	1.33	-0.59	5	-1.24	0.54	0.72	1.54	-0.52	19,097	1.52	20221109
Channeladvisor	8	ECOM	23.04	0.00	0.52	-1.15	6	1.05	-0.39	1	-1.24	0.49	0.27	1.26	0.00	662	2.61	20221108
Wolverine World	4	WWW	17.37	2.30	0.52	-1.42	6	-0.07	-0.04	1	-1.24	0.49	0.71	0.14	0.59	1,368	2.05	20221109
Masimo Corp	6	MASI	131.63	0.00	0.52	-1.30	6	-0.07	0.08	1	-1.24	0.38	0.39	0.14	0.59	6,915	0.27	20221108
Eqrx Inc	6	EQRX	5.30	0.00	0.52	-1.30	6	-0.21	-0.31	1	-1.24	0.30	0.94	0.00	0.00	2,375	2.60	20221110
Tc Energy Corp	1	TRP	43.76	6.00	0.52	-1.40	6	-0.07	-0.47	1	-1.24	0.12	0.25	0.14	0.00	44,283	0.29	20221109
Globalfoundries	8	GFS	57.01	0.00	0.52	-1.15	6	-0.21	-0.43	1	-1.24	0.10	0.32	0.00	0.00	30,321	0.28	20221108
Banco Sant-Ads	7	BSBR	5.70	5.80	0.52	-1.32	6	-0.07	-0.51	1	-1.24	0.08	0.12	0.14	0.00	21,281	2.35	20221109
Brf-Brasil Food	5	BRFS	2.44	0.00	0.52	-0.84	6	-0.07	-0.59	5	-1.24	0.08	0.70	0.14	-0.52	1,973	2.75	20221109
Diamondback Egy	1	FANG	158.63	1.89	0.52	-1.40	6	-0.21	-0.27	1	-1.24	0.08	0.24	0.00	0.00	27,513	0.07	20221107
Arcutis Biother	6	ARQT	18.21	0.00	0.52	-1.12	6	-0.07	-0.51	1	-1.24	0.07	0.06	0.14	0.00	939	2.10	20221108
Fair Isaac Inc	8	FICO	476.12	0.00	0.52	-1.15	6	-0.21	-0.35	1	-1.24	0.03	0.11	0.00	0.00	12,023	0.23	20221109
Inhibrx Inc	6	INBX	33.33	0.00	0.51	-0.58	6	-0.21	-0.51	3	-1.42	-3.65	-11.41	0.00	0.00	1,302	0.84	20221108
Globus Medical	6	GMED	66.92	0.00	0.41	1.28	7	-1.05	2.14	4	1.65	0.52	-0.03	-0.84	2.22	6,660	0.79	20221108
Diodes Inc	8	DIOD	72.09	0.00	0.41	1.01	7	-1.33	1.67	4	1.65	0.28	-0.19	-1.12	1.92	3,279	1.17	20221107
Cactus Inc-A	1	WHD	51.00	0.86	0.41	1.06	7	-1.05	1.75	4	1.65	0.21	-0.67	-0.84	1.92	3,861	1.11	20221107
Wix.Com Ltd	8	WIX	83.84	0.00	0.38	0.56	7	-1.05	1.75	2	1.01	0.64	0.69	-0.84	1.92	4,800	0.45	20221110
Seaworld Entert	4	SEAS	59.13	0.00	0.38	0.60	7	-1.05	2.14	2	1.01	0.55	0.05	-0.84	2.22	3,998	0.50	20221109
Deutsche Telekm	9	DTEGY	19.25	3.45	0.38	0.78	7	-1.05	1.67	2	1.01	0.46	0.11	-0.84	1.92	91,658	2.54	20221111
Us Foods Hldg	5	USFD	29.61	0.00	0.38	0.52	7	-1.33	1.67	2	1.01	0.44	0.33	-1.12	1.92	6,649	0.65	20221110
Kosmos Energy	1	KOS	6.66	0.00	0.34	-0.59	7	0.63	2.22	3	0.02	1.05	-0.04	0.84	2.22	3,036	0.64	20221107

Date: 11-01-2022

Cross Sector Analysis - Stocks are ranked from most to least attractive INDEPENDENT OF SECTOR GROUPING

SECTOR CODES: 1-Energy, 2-Materials, 3-Industrials, 4-Consumer Discretionary, 5-Consumer Staples, 6-Healthcare

SECTOR CODES: 7-Financials, 8-Information Technology, 9-Communication Services, 10-Utilities, 11-Real Estate

COMPANY	SECTOR	TICKER	PRICE	YIELD	XSEC iPSCORE	Behavioral Preference Factor	ABSOLUTE-SCALE METRICS			RELATIVE-SCALE METRICS						MKT CAP $millions	DAYS2TR	EPS REPORT DATE
							ABS DCOORD	TECH OUTLK	FUNDA OUTLK	REL DCOORD	rPSCORE	VTCAVG	VSCORE	TSCORE	CSCORE			
Norton Lifelock	8	NLOK	22.96	2.18	0.34	-0.38	7	0.07	1.67	3	0.02	0.70	-0.26	0.28	1.92	13,119	0.23	20221108
Spirit Realty	11	SRC	39.38	6.73	0.34	-0.37	7	0.07	2.14	3	0.02	0.69	-0.61	0.28	2.22	5,369	0.84	20221108
Bayer A G -Adr	6	BAYRY	13.27	2.65	0.30	-1.42	7	0.35	1.63	1	-1.24	1.25	1.19	0.56	1.92	52,147	1.80	20221108
Jazz Pharmaceut	6	JAZZ	145.61	0.00	0.30	-1.42	7	0.35	1.67	1	-1.24	1.21	1.06	0.56	1.92	9,092	0.46	20221109
Sprouts Fmr Mkt	5	SFM	28.73	0.00	0.30	-1.35	7	0.63	1.71	1	-1.24	1.06	0.32	0.84	1.92	3,087	0.59	20221108
Infineon Tech	8	IFNNY	24.69	0.85	0.30	-1.27	7	0.35	1.71	1	-1.24	1.04	0.52	0.56	1.92	32,243	2.61	20221109
Viasat Inc	8	VSAT	41.45	0.00	0.30	-1.45	7	0.21	1.75	1	-1.24	0.92	0.30	0.42	1.92	3,132	1.34	20221108
Capri Holdings	4	CPRI	46.50	0.00	0.30	-1.55	7	0.07	2.10	1	-1.24	0.92	0.10	0.28	2.22	6,641	0.34	20221109
Zentalis Pharma	6	ZNTL	25.60	0.00	0.30	-1.24	7	0.07	1.71	1	-1.24	0.83	0.14	0.28	1.92	1,459	2.22	20221109
Trade Desk Inc	8	TTD	53.08	0.00	0.12	-0.50	8	0.91	1.23	3	0.02	0.86	-0.18	1.12	1.55	25,735	0.09	20221109
Caretrust Reit	11	CTRE	18.56	5.93	0.12	-0.48	8	0.91	1.19	3	0.02	0.78	-0.42	1.12	1.55	1,801	2.52	20221108
Blue Apron Hldg	5	APRN	2.38	0.00	0.08	-1.46	8	0.49	1.27	1	-1.24	0.91	0.41	0.70	1.55	83	1.92	20221107
Ambac Finl Grp	7	AMBC	13.90	0.00	-0.05	1.24	9	-0.91	-0.31	4	1.29	-0.40	-0.56	-0.70	0.00	625	2.93	20221108
Altimmune Inc	6	ALT	12.51	0.00	-0.05	1.22	9	-0.49	-0.39	4	1.29	-0.49	-1.26	-0.28	0.00	613	1.69	20221108
Amicus Therapt	6	FOLD	10.36	0.00	-0.10	-0.61	9	1.19	-0.51	3	0.02	0.39	-0.18	1.40	0.00	2,906	0.96	20221107
Irobot Corp	4	IRBT	56.53	0.00	-0.14	-0.63	9	0.77	-0.55	1	-1.24	0.45	0.42	0.98	0.00	1,540	1.14	20221109
Endeavor Group	9	EDR	21.96	0.00	-0.27	2.38	10	-0.35	-0.99	8	1.29	-0.33	-0.21	-0.14	-0.59	15,475	0.92	20221110
Ellington Finl	7	EFC	13.11	13.73	-0.27	2.65	10	-0.35	-0.87	8	1.29	-0.60	-1.08	-0.14	-0.59	787	2.53	20221107
Diamond Offshor	1	DO	9.72	0.00	-0.27	2.47	10	-0.63	-1.22	8	1.29	-0.67	-0.44	-0.42	-1.11	985	2.41	20221107
Two Harbors Inv	7	TWO	3.55	19.16	-0.27	2.65	10	-0.35	-1.54	8	1.29	-0.75	-0.55	-0.14	-1.48	1,223	1.30	20221108
Adapthealth Cp	6	AHCO	22.95	0.00	-0.30	1.39	10	-0.63	-0.75	6	0.56	0.05	1.23	-0.42	-0.59	3,082	1.40	20221108
Tapestry Inc	4	TPR	32.16	3.73	-0.30	1.52	10	-0.35	-0.75	6	0.56	-0.11	0.46	-0.14	-0.59	7,784	0.24	20221110
Beauty Hlth Co	5	SKIN	11.21	0.00	-0.30	1.66	10	-0.35	-0.75	6	0.56	-0.17	0.26	-0.14	-0.59	1,691	1.48	20221108
Madison Sqr Ent	9	MSGE	49.11	0.00	-0.32	0.55	10	1.61	-1.07	7	0.02	0.31	-0.18	1.82	-0.59	1,682	2.61	20221108
Amer States Wtr	10	AWR	88.04	1.81	-0.32	0.87	10	1.47	-0.83	7	0.02	0.25	-0.22	1.68	-0.59	3,254	1.33	20221107
R1 Rcm Inc	6	RCM	17.71	0.00	-0.32	0.60	10	1.33	-0.83	7	0.02	0.25	-0.10	1.54	-0.59	7,369	0.87	20221108
Clarivate Anlyt	3	CLVT	10.44	0.00	-0.32	0.17	10	1.61	-1.46	7	0.02	0.15	-0.09	1.82	-1.11	7,021	0.31	20221108
Sk Telecom Co	9	SKM	19.67	5.76	-0.32	0.55	10	1.33	-0.99	7	0.02	0.15	-0.41	1.54	-0.59	8,683	2.59	20221109
Alliant Engy Cp	10	LNT	52.63	3.25	-0.32	0.87	10	1.61	-1.22	7	0.02	0.13	-0.16	1.82	-1.11	13,206	0.23	20221107
Solaredge Tech	8	SEDG	225.25	0.00	-0.32	0.61	10	1.61	-1.34	7	0.02	0.08	-0.31	1.82	-1.11	12,476	0.09	20221107
Sabra Healthcr	11	SBRA	13.61	8.82	-0.32	0.59	10	1.61	-1.22	7	0.02	0.07	-0.34	1.82	-1.11	3,143	1.13	20221107
Doximity Inc	6	DOCS	26.23	0.00	-0.32	0.60	10	1.61	-1.42	7	0.02	0.04	-0.43	1.82	-1.11	5,075	0.52	20221110
Blink Charging	3	BLNK	14.46	0.00	-0.32	0.57	10	1.61	-1.54	7	0.02	0.03	-0.48	1.82	-1.11	618	1.64	20221108
Atmos Energy Cp	10	ATO	106.27	2.56	-0.32	0.87	10	1.61	-1.22	7	0.02	0.02	-0.10	1.82	-1.48	14,866	0.29	20221109
New Fortrss Egy	1	NFE	54.50	0.73	-0.32	0.19	10	1.47	-1.22	7	0.02	-0.01	-0.45	1.68	-1.11	11,274	0.53	20221108
Vermilion Egy	1	VET	23.83	1.02	-0.32	0.19	10	1.47	-1.38	7	0.02	-0.08	-0.27	1.68	-1.48	3,896	0.47	20221109
Royalty Pharma	6	RPRX	42.22	1.80	-0.32	0.60	10	1.47	-1.34	7	0.02	-0.09	-0.30	1.68	-1.48	25,637	0.41	20221108

Date: 11-01-2022

Cross Sector Analysis - Stocks are ranked from most to least attractive INDEPENDENT OF SECTOR GROUPING

SECTOR CODES: 1-Energy, 2-Materials, 3-Industrials, 4-Consumer Discretionary, 5-Consumer Staples, 6-Healthcare

SECTOR CODES: 7-Financials, 8-Information Technology, 9-Communication Services, 10-Utilities, 11-Real Estate

COMPANY	SECTOR	TICKER	PRICE	YIELD	XSEC iPSCORE	Behavioral Preference Factor	ABSOLUTE-SCALE METRICS			RELATIVE-SCALE METRICS						MKT CAP $millions	DAYS2TR	EPS REPORT DATE
							ABS DCOORD	TECH OUTLK	FUNDA OUTLK	REL DCOORD	rPSCORE	VTCAVG	VSCORE	TSCORE	CSCORE			
Olaplex Hldgs	5	OLPX	4.52	0.00	-0.32	0.57	10	1.33	-1.54	7	0.02	-0.15	-0.02	1.54	-1.78	2,934	0.90	20221109
Green Dot Cp-A	7	GDOT	19.54	0.00	-0.32	1.40	10	-0.35	-1.50	6	-0.07	-0.20	0.75	-0.14	-1.11	1,050	2.61	20221109
Playtika Hldg	9	PLTK	9.66	0.00	-0.32	1.53	10	-0.35	-0.79	6	-0.07	-0.21	0.16	-0.14	-0.59	3,986	1.58	20221108
Dice Therapeut	6	DICE	37.25	0.00	-0.32	1.68	10	-0.63	-1.38	6	-0.07	-0.34	0.59	-0.42	-1.11	1,423	0.36	20221111
Carlyle Grp Inc	7	CG	28.35	4.59	-0.32	1.71	10	-0.35	-1.50	6	-0.07	-0.42	0.07	-0.14	-1.11	10,244	0.31	20221108
Jack Henry Assc	8	JKHY	201.24	0.97	-0.34	0.60	10	-0.21	-0.83	7	-0.70	-0.22	-0.02	0.00	-0.59	14,667	0.29	20221108
Tata Motors-Adr	4	TTM	25.65	0.00	-0.34	0.18	10	-0.07	-1.07	7	-0.70	-0.29	-0.39	0.14	-0.59	19,644	1.09	20221107
Axon Enterprise	3	AXON	147.59	0.00	-0.34	0.55	10	-0.21	-1.03	7	-0.70	-0.29	-0.25	0.00	-0.59	10,490	0.35	20221108
Primerica Inc	7	PRI	145.37	1.51	-0.34	0.17	10	-0.21	-0.79	7	-0.70	-0.29	-0.25	0.00	-0.59	5,445	1.39	20221108
Delek Us Hldgs	1	DK	30.50	2.62	-0.34	0.63	10	-0.21	-0.87	7	-0.70	-0.33	-0.36	0.00	-0.59	2,167	0.65	20221107
Flyware Corp	8	FLYW	21.24	0.00	-0.34	0.60	10	-0.07	-1.07	7	-0.70	-0.36	-0.10	0.14	-1.04	2,300	1.68	20221108
Array Tech Inc	3	ARRY	18.43	0.00	-0.34	0.55	10	-0.21	-1.34	7	-0.70	-0.45	-0.14	0.00	-1.11	2,771	0.50	20221108
Bentley Systems	8	BSY	34.20	0.35	-0.34	0.60	10	-0.07	-1.26	7	-0.70	-0.45	-0.30	0.14	-1.11	9,466	1.06	20221108
Brookdale Senr	6	BKD	4.41	0.00	-0.34	0.58	10	-0.07	-1.46	7	-0.70	-0.46	-0.32	0.14	-1.11	824	2.09	20221107
Cabot Corp	2	CBT	73.29	2.02	-0.34	0.89	10	-0.21	-1.42	7	-0.70	-0.46	-0.19	0.00	-1.11	4,126	1.09	20221107
Cytek Biosci	6	CTKB	15.51	0.00	-0.34	0.58	10	-0.21	-0.79	7	-0.70	-0.47	-0.81	0.00	-0.59	2,088	2.94	20221109
Celldex Therapt	6	CLDX	35.35	0.00	-0.34	0.58	10	-0.21	-0.91	7	-0.70	-0.93	-2.23	0.00	-0.59	1,653	1.68	20221108
Steris Plc	6	STE	172.87	1.09	-0.36	-0.69	10	1.33	-0.83	5	-1.24	0.64	1.12	1.54	-0.59	17,290	0.27	20221109
Applovin Corp	8	APP	17.12	0.00	-0.36	-0.70	10	1.33	-1.07	5	-1.24	0.56	0.87	1.54	-0.59	6,434	0.75	20221109
Vaxcyte Inc	6	PCVX	45.00	0.00	-0.36	-0.69	10	1.47	-0.87	5	-1.24	0.54	0.66	1.68	-0.59	2,669	0.23	20221109
Take-Two Inter	9	TTWO	116.31	0.00	-0.36	-0.24	10	1.33	-1.03	5	-1.24	0.52	0.76	1.54	-0.59	13,470	0.14	20221107
Intl Flvrs&Frag	2	IFF	95.45	3.39	-0.36	-0.65	10	1.33	-0.91	5	-1.24	0.47	0.60	1.54	-0.59	24,335	0.14	20221107
Hanesbrands Inc	4	HBI	6.90	8.70	-0.36	-0.75	10	1.33	-1.03	5	-1.24	0.46	0.56	1.54	-0.59	2,408	0.41	20221109
Ssr Mining Inc	2	SSRM	13.91	2.01	-0.36	-0.25	10	1.61	-1.03	5	-1.24	0.43	0.21	1.82	-0.59	2,874	1.19	20221108
Amylyx Pharma	6	AMLX	35.87	0.00	-0.36	-0.27	10	1.05	-1.07	5	-1.24	0.42	0.72	1.26	-0.59	2,376	0.51	20221110
Redfin Corp	11	RDFN	4.76	0.00	-0.36	-0.27	10	1.33	-1.03	5	-1.24	0.40	0.38	1.54	-0.59	516	1.10	20221109
Walker & Dunlop	7	WD	90.04	2.67	-0.36	-0.27	10	1.61	-0.87	5	-1.24	0.40	0.08	1.82	-0.59	2,974	1.78	20221109
Wework Inc	11	WE	2.71	0.00	-0.36	-0.68	10	1.33	-0.99	5	-1.24	0.36	0.75	1.54	-1.04	1,966	1.58	20221110
Coty Inc	5	COTY	6.89	0.00	-0.36	-0.65	10	1.61	-1.34	5	-1.24	0.35	0.54	1.82	-1.11	5,781	0.62	20221108
Yeti Holdings	4	YETI	32.50	0.00	-0.36	-0.75	10	1.33	-1.50	5	-1.24	0.30	0.65	1.54	-1.11	2,801	0.60	20221110
Icu Medical Inc	6	ICUI	147.16	0.00	-0.36	-0.27	10	1.33	-0.99	5	-1.24	0.30	0.06	1.54	-0.59	3,517	0.98	20221107
Sally Beauty Co	4	SBH	12.91	0.00	-0.36	-0.75	10	1.61	-1.34	5	-1.24	0.26	0.24	1.82	-1.11	1,382	1.23	20221110
Iac Inc	9	IAC	50.72	0.00	-0.36	-0.63	10	1.33	-1.54	5	-1.24	0.24	0.46	1.54	-1.11	4,265	0.42	20221108
Novavax Inc	6	NVAX	22.00	0.00	-0.36	-0.27	10	1.33	-1.54	5	-1.24	0.18	0.67	1.54	-1.48	1,719	0.19	20221108
Aaon Inc	3	AAON	65.00	0.58	-0.36	-0.65	10	-0.21	-0.75	5	-1.24	0.04	0.80	0.00	-0.59	3,455	2.75	20221107
Supernus Pharma	6	SUPN	34.31	0.00	-0.36	-0.27	10	-0.21	-0.87	5	-1.24	0.01	0.71	0.00	-0.59	1,835	2.11	20221108
Westrock Co	2	WRK	34.05	2.94	-0.36	-0.65	10	-0.07	-1.03	5	-1.24	-0.03	0.43	0.14	-0.59	8,678	0.38	20221110

Date: 11-01-2022

Cross Sector Analysis - Stocks are ranked from most to least attractive INDEPENDENT OF SECTOR GROUPING

SECTOR CODES: 1-Energy, 2-Materials, 3-Industrials, 4-Consumer Discretionary, 5-Consumer Staples, 6-Healthcare

SECTOR CODES: 7-Financials, 8-Information Technology, 9-Communication Services, 10-Utilities, 11-Real Estate

COMPANY	SECTOR	TICKER	PRICE	YIELD	XSEC iPSCORE	Behavioral Preference Factor	ABSOLUTE-SCALE METRICS			RELATIVE-SCALE METRICS						MKT CAP $millions	DAYS2TR	EPS REPORT DATE
							ABS DCOORD	TECH OUTLK	FUNDA OUTLK	REL DCOORD	rPSCORE	VTCAVG	VSCORE	TSCORE	CSCORE			
Biohaven Ltd	6	BHVN	16.76	0.00	-0.36	-0.27	10	-0.07	-0.99	5	-1.24	-0.13	0.12	0.14	-0.59	1,201	0.49	20221108
Perrigo Co Plc	6	PRGO	40.11	2.59	-0.36	-0.69	10	-0.21	-1.34	5	-1.24	-0.16	1.16	0.00	-1.48	5,400	0.63	20221108
Signify Health	6	SGFY	29.22	0.00	-0.36	-0.27	10	-0.21	-1.07	5	-1.24	-0.18	0.11	0.00	-0.59	6,850	0.28	20221108
Permian Res Cp	1	PR	10.14	0.00	-0.36	-0.74	10	-0.21	-0.95	5	-1.24	-0.18	0.10	0.00	-0.59	2,891	0.41	20221108
Establshmt Labs	6	ESTA	56.87	0.00	-0.36	-0.69	10	-0.07	-1.54	5	-1.24	-0.20	0.49	0.14	-1.11	1,376	1.37	20221107
Occidental Pet	1	OXY	73.80	0.70	-0.36	-0.74	10	-0.21	-0.99	5	-1.24	-0.20	0.04	0.00	-0.59	69,165	0.02	20221108
Halozyme Thera	6	HALO	48.28	0.00	-0.39	-0.22	10	-0.21	-0.83	5	-1.87	-0.21	0.00	0.00	-0.59	6,652	0.56	20221108
Fibrogen Inc	6	FGEN	17.43	0.00	-0.39	-0.22	10	-0.21	-1.38	5	-1.87	-0.26	0.43	0.00	-1.11	1,634	1.43	20221107
Treehouse Foods	5	THS	49.93	0.00	-0.39	0.42	10	-0.21	-1.30	5	-1.87	-0.33	0.23	0.00	-1.11	2,798	1.23	20221107
W&T Offshore	1	WTI	7.76	0.00	-0.39	-0.24	10	-0.21	-1.22	5	-1.87	-0.39	0.02	0.00	-1.11	1,111	1.03	20221108
Edgewell Persnl	5	EPC	39.39	1.52	-0.39	0.13	10	-0.21	-1.46	5	-1.87	-0.43	0.31	0.00	-1.48	2,041	1.33	20221110
Brighthouse Fin	7	BHF	57.71	0.00	-0.39	-0.65	10	-0.21	-1.34	5	-1.87	-0.53	0.01	0.00	-1.48	4,145	0.81	20221107
Zymeworks Inc	6	ZYME	7.45	0.00	-0.47	0.81	11	-1.47	1.27	4	1.65	0.14	-0.05	-1.26	1.55	449	1.94	20221108
Iaa Inc	3	IAA	39.33	0.00	-0.47	0.77	11	-1.47	1.19	4	1.65	0.12	-0.13	-1.26	1.55	5,260	0.66	20221110
Choice Htl Intl	4	CHH	130.38	0.73	-0.47	0.56	11	-1.47	1.23	4	1.65	0.09	-0.22	-1.26	1.55	7,273	0.40	20221107
Embraer Air-Adr	3	ERJ	10.70	0.00	-0.47	0.49	11	-1.61	1.27	4	1.65	0.06	-0.17	-1.40	1.55	1,965	1.91	20221111
Veritiv Corp	3	VRTV	116.77	0.00	-0.47	0.77	11	-1.61	0.72	4	1.65	-0.15	-0.33	-1.40	1.11	1,631	2.72	20221108
Lemonade Inc	7	LMND	24.04	0.00	-0.47	0.83	11	-1.05	0.76	4	1.65	-0.19	-1.01	-0.84	1.11	1,657	1.29	20221108
Novanta Inc	8	NOVT	140.23	0.00	-0.50	0.39	11	-1.05	1.19	2	1.01	0.48	0.61	-0.84	1.55	4,998	1.16	20221108
Tetra Tech New	3	TTEK	141.78	0.65	-0.50	0.36	11	-1.05	1.19	2	1.01	0.41	0.38	-0.84	1.55	7,611	0.72	20221109
Invitae Corp	6	NVTA	2.86	0.00	-0.50	0.08	11	-1.61	1.27	2	1.01	0.39	0.87	-1.40	1.55	673	1.04	20221108
Performance Fg	5	PFGC	52.67	0.00	-0.50	0.36	11	-1.05	1.23	2	1.01	0.36	0.21	-0.84	1.55	8,199	0.53	20221109
Fulgent Genetic	6	FLGT	40.25	0.00	-0.50	0.08	11	-1.61	1.27	2	1.01	0.35	0.75	-1.40	1.55	1,221	2.61	20221107
Ashland Global	2	ASH	104.79	1.28	-0.50	0.08	11	-1.05	0.72	2	1.01	0.27	0.42	-0.84	1.11	5,673	0.76	20221107
Avid Tech Inc	8	AVID	27.69	0.00	-0.50	0.39	11	-1.33	1.15	2	1.01	0.26	0.19	-1.12	1.55	1,236	2.78	20221108
Intl Game New	4	IGT	20.22	3.96	-0.50	0.09	11	-1.33	1.23	2	1.01	0.25	0.16	-1.12	1.55	4,119	0.86	20221108
Cnh Industrial	4	CNHI	12.88	0.00	-0.50	0.09	11	-1.33	0.72	2	1.01	0.24	0.61	-1.12	1.11	17,466	0.46	20221108
Jamf Holding Cp	8	JAMF	23.47	0.00	-0.50	0.39	11	-1.33	1.27	2	1.01	0.23	0.08	-1.12	1.55	2,833	2.84	20221109
Marqeta Inc	8	MQ	7.78	0.00	-0.50	0.08	11	-1.61	1.27	2	1.01	0.21	0.31	-1.40	1.55	4,223	0.64	20221109
Shift4 Payments	8	FOUR	46.18	0.00	-0.50	0.39	11	-1.61	1.27	2	1.01	0.20	0.29	-1.40	1.55	3,889	0.60	20221107
Microvast Hldgs	3	MVST	2.40	0.00	-0.50	0.08	11	-1.61	1.27	2	1.01	0.20	0.29	-1.40	1.55	726	1.62	20221110
Teradata Corp	8	TDC	32.08	0.00	-0.50	0.08	11	-1.33	0.80	2	1.01	0.20	0.49	-1.12	1.11	3,359	0.81	20221107
Builders Firsts	3	BLDR	61.58	0.00	-0.50	0.36	11	-1.61	0.76	2	1.01	-0.03	0.07	-1.40	1.11	9,611	0.21	20221108
Spartan Nash Co	5	SPTN	35.16	2.39	-0.54	-0.80	11	0.63	1.19	3	0.02	0.75	-0.25	0.84	1.55	1,257	2.91	20221109
Flowers Foods	5	FLO	28.57	3.08	-0.58	-1.62	11	0.63	1.19	1	-1.24	0.90	0.24	0.84	1.55	6,052	0.70	20221110
New Relic Inc	8	NEWR	58.92	0.00	-0.58	-1.75	11	0.07	1.27	1	-1.24	0.79	0.43	0.28	1.55	3,966	1.16	20221108
Global E Online	4	GLBE	24.85	0.00	-0.71	0.95	12	-0.77	0.08	4	1.29	-0.29	-1.02	-0.56	0.59	3,868	0.85	20221108

Date: 11-01-2022

Cross Sector Analysis - Stocks are ranked from most to least attractive INDEPENDENT OF SECTOR GROUPING

SECTOR CODES: 1-Energy, 2-Materials, 3-Industrials, 4-Consumer Discretionary, 5-Consumer Staples, 6-Healthcare

SECTOR CODES: 7-Financials, 8-Information Technology, 9-Communication Services, 10-Utilities, 11-Real Estate

COMPANY	SECTOR	TICKER	PRICE	YIELD	XSEC iPSCORE	Behavioral Preference Factor	ABSOLUTE-SCALE METRICS			RELATIVE-SCALE METRICS						MKT CAP $millions	DAYS2TR	EPS REPORT DATE
							ABS DCOORD	TECH OUTLK	FUNDA OUTLK	REL DCOORD	rPSCORE	VTCAVG	VSCORE	TSCORE	CSCORE			
Duolingo Inc	4	DUOL	81.23	0.00	-0.71	2.59	12	-0.77	-0.31	4	1.29	-0.34	-0.50	-0.56	0.00	3,220	0.82	20221110
Plug Power Inc	3	PLUG	15.69	0.00	-0.76	-0.91	12	0.91	-0.11	3	0.02	0.44	-0.40	1.12	0.59	9,080	0.09	20221108
Natl Health Inv	11	NHI	55.50	6.49	-0.76	-0.95	12	0.91	-0.27	3	0.02	0.21	-0.46	1.12	0.00	2,478	1.64	20221108
Cano Health	6	CANO	3.33	0.00	-0.81	-0.92	12	0.49	-0.59	5	-1.24	0.51	1.47	0.70	-0.52	1,613	0.51	20221109
Nexstar Brdcstg	9	NXST	176.36	2.04	-0.81	-1.66	12	0.49	-0.31	1	-1.24	0.24	0.05	0.70	0.00	7,126	0.35	20221108
Maxeon Solr Tec	1	MAXN	17.28	0.00	-0.93	2.42	13	-0.49	-1.07	8	1.29	-0.41	-0.35	-0.28	-0.59	765	2.34	20221110
Sage Therapeutc	6	SAGE	37.88	0.00	-0.93	2.26	13	-0.91	-0.83	8	1.29	-0.64	-0.64	-0.70	-0.59	2,251	1.61	20221108
Brp Group Inc	7	BRP	28.64	0.00	-0.93	2.29	13	-0.49	-1.42	8	1.29	-0.74	-0.77	-0.28	-1.11	3,300	2.64	20221107
Axsome Therptcs	6	AXSM	48.87	0.00	-0.93	2.26	13	-0.49	-1.54	8	1.29	-1.22	-2.29	-0.28	-1.11	1,902	0.41	20221107
Privia Hlth Grp	6	PRVA	32.69	0.00	-0.96	1.04	13	-0.49	-0.99	6	0.56	0.06	1.12	-0.28	-0.59	3,639	1.21	20221110
Meridian Biosci	6	VIVO	32.00	0.00	-0.98	0.25	13	1.19	-0.79	7	0.02	0.10	-0.41	1.40	-0.59	1,400	2.78	20221111
Recursion Pharm	6	RXRX	10.55	0.00	-0.98	0.25	13	0.77	-0.95	7	0.02	0.10	-0.01	0.98	-0.59	1,802	2.98	20221109
Apartment Invt	11	AIV	7.94	0.00	-0.98	-0.17	13	1.19	-1.26	7	0.02	0.02	-0.09	1.40	-1.11	1,207	1.58	20221108
Pgt Inc	3	PGTI	21.15	0.00	-0.98	1.26	13	-0.49	-1.22	6	-0.07	-0.46	0.10	-0.28	-1.11	1,268	2.11	20221110
Cti Biopharma	6	CTIC	5.21	0.00	-0.98	1.33	13	-0.49	-1.54	6	-0.07	-0.49	0.01	-0.28	-1.11	596	1.29	20221107
Apellis Pharma	6	APLS	60.66	0.00	-1.03	-0.62	13	0.77	-1.50	5	-1.24	-0.01	0.23	0.98	-1.11	6,664	0.42	20221107
Light&Wonder	4	LNW	56.70	0.00	-1.14	0.18	14	-1.05	-0.11	4	1.65	-0.06	-0.03	-0.84	0.59	5,424	0.89	20221109
Norwegian Cruis	4	NCLH	16.79	0.00	-1.14	0.18	14	-1.05	-0.11	4	1.65	-0.11	-0.17	-0.84	0.59	7,075	0.06	20221108
Sunstone Hotel	11	SHO	11.14	0.45	-1.15	0.63	14	-1.05	-0.39	4	1.29	-0.32	-0.15	-0.84	0.00	2,365	0.78	20221108
Southern Copper	2	SCCO	50.01	6.00	-1.15	0.26	14	-1.33	-0.08	4	1.29	-0.34	-0.02	-1.12	0.07	38,662	0.29	20221109
Revolution Meds	6	RVMD	20.79	0.00	-1.15	0.63	14	-1.05	-0.27	4	1.29	-0.36	-0.27	-0.84	0.00	1,823	1.46	20221107
News Corp-B	9	NWS	17.22	1.16	-1.15	0.25	14	-1.33	-0.39	4	1.29	-0.38	-0.07	-1.12	0.00	10,012	1.23	20221108
Ecopetrol- Adr	1	EC	10.19	14.32	-1.15	0.29	14	-1.33	-0.39	4	1.29	-0.39	-0.10	-1.12	0.00	20,949	1.52	20221108
Apple Hosp Reit	11	APLE	17.19	5.58	-1.15	0.63	14	-1.05	-0.27	4	1.29	-0.41	-0.45	-0.84	0.00	3,934	0.84	20221107
Vericel Corp	6	VCEL	27.37	0.00	-1.15	0.63	14	-1.33	-0.59	4	1.29	-0.43	-0.23	-1.12	0.00	1,291	2.22	20221109
Amerco Inc	3	UHAL	566.93	0.00	-1.15	0.26	14	-1.47	-0.35	4	1.29	-0.45	-0.15	-1.26	0.00	11,117	0.78	20221109
Cannae Holdings	7	CNNE	23.40	0.00	-1.15	0.65	14	-1.05	-0.59	4	1.29	-0.45	-0.57	-0.84	0.00	1,875	2.34	20221109
Vertex Energy	1	VTNR	8.64	0.00	-1.15	0.68	14	-1.33	-0.59	4	1.29	-0.47	-0.36	-1.12	0.00	653	1.19	20221108
Energy Fuels	2	UUUU	7.01	0.00	-1.15	0.60	14	-1.33	-0.43	4	1.29	-0.53	-0.53	-1.12	0.00	1,105	1.73	20221107
Assured Guarnty	7	AGO	59.26	1.69	-1.15	0.65	14	-1.47	-0.31	4	1.29	-0.57	-0.52	-1.26	0.00	3,671	1.44	20221107
Techtarget	9	TTGT	65.00	0.00	-1.15	0.58	14	-1.33	-0.27	4	1.29	-0.67	-0.97	-1.12	0.00	1,918	2.64	20221109
Rocket Lab Usa	3	RKLB	5.20	0.00	-1.15	0.60	14	-1.61	-0.59	4	1.29	-0.82	-1.17	-1.40	0.00	2,439	1.82	20221109
Acv Auctions	3	ACVA	9.04	0.00	-1.15	0.60	14	-1.61	-0.51	8	1.29	-0.84	-0.65	-1.40	-0.52	1,425	2.55	20221109
Pagseguro Digtl	8	PAGS	14.82	0.00	-1.16	-0.28	14	-1.05	-0.04	2	1.01	0.15	0.65	-0.84	0.59	4,885	0.66	20221110
Envestnet Inc	8	ENV	49.74	0.00	-1.16	-0.28	14	-1.61	-0.08	2	1.01	0.02	0.78	-1.40	0.59	2,745	1.96	20221108
Everi Holdings	4	EVRI	19.13	0.00	-1.16	-0.30	14	-1.05	0.16	2	1.01	-0.02	0.11	-0.84	0.59	1,719	2.55	20221108
Six Flags Entmt	4	SIX	22.67	0.00	-1.16	1.35	14	-1.33	-0.55	2	1.01	-0.05	0.96	-1.12	0.00	1,884	0.54	20221110

Date: 11-01-2022

Cross Sector Analysis - Stocks are ranked from most to least attractive INDEPENDENT OF SECTOR GROUPING

SECTOR CODES: 1-Energy, 2-Materials, 3-Industrials, 4-Consumer Discretionary, 5-Consumer Staples, 6-Healthcare

SECTOR CODES: 7-Financials, 8-Information Technology, 9-Communication Services, 10-Utilities, 11-Real Estate

COMPANY	SECTOR	TICKER	PRICE	YIELD	XSEC iPSCORE	Behavioral Preference Factor	ABSOLUTE-SCALE METRICS			RELATIVE-SCALE METRICS						MKT CAP $millions	DAYS2TR	EPS REPORT DATE
							ABS DCOORD	TECH OUTLK	FUNDA OUTLK	REL DCOORD	rPSCORE	VTCAVG	VSCORE	TSCORE	CSCORE			
Reata Pharmac	6	RETA	33.53	0.00	-1.16	0.03	14	-1.05	-0.55	2	1.01	-0.05	0.67	-0.84	0.00	1,224	0.75	20221108
Dupont De Nemrs	2	DD	58.70	2.25	-1.16	-0.26	14	-1.33	0.08	2	1.01	-0.07	0.25	-1.12	0.59	29,403	0.15	20221108
Warby Parker	4	WRBY	15.96	0.00	-1.16	-0.30	14	-1.61	0.04	2	1.01	-0.12	0.35	-1.40	0.59	1,529	1.50	20221110
Tripadvisor Inc	9	TRIP	23.93	0.00	-1.16	-0.25	14	-1.47	-0.55	2	1.01	-0.17	0.74	-1.26	0.00	3,341	0.57	20221107
Fortuna Silver	2	FSM	2.86	0.00	-1.16	0.03	14	-1.61	-0.11	2	1.01	-0.19	0.14	-1.40	0.59	834	1.81	20221109
Liveperson Inc	8	LPSN	10.60	0.00	-1.16	0.03	14	-1.33	-0.47	2	1.01	-0.20	0.50	-1.12	0.00	795	2.40	20221107
D R Horton Inc	4	DHI	77.37	1.16	-1.18	1.40	14	-1.05	-0.51	2	0.47	-0.21	0.19	-0.84	0.00	26,885	0.11	20221109
Arcelor Mittal	2	MT	22.66	1.43	-1.18	0.07	14	-1.33	-0.59	2	0.47	-0.21	0.45	-1.12	0.00	21,251	0.38	20221110
Xencor Inc	6	XNCR	28.27	0.00	-1.18	0.08	14	-1.05	-0.27	2	0.47	-0.24	0.10	-0.84	0.00	1,688	2.72	20221107
Mueller Water	3	MWA	11.75	1.97	-1.18	-0.27	14	-1.33	-0.35	2	0.47	-0.24	0.37	-1.12	0.00	1,841	2.15	20221107
Akamai Tech	8	AKAM	88.10	0.00	-1.18	0.08	14	-1.33	-0.43	2	0.47	-0.24	0.37	-1.12	0.00	14,004	0.22	20221108
Qiagen Nv	6	QGEN	44.05	0.00	-1.18	-0.28	14	-1.33	-0.31	2	0.47	-0.26	0.31	-1.12	0.00	10,003	0.35	20221107
Coeur Mining	2	CDE	3.93	0.00	-1.18	0.07	14	-1.05	-0.59	2	0.47	-0.27	0.01	-0.84	0.00	1,104	1.30	20221109
Gerdau Sa Adr	2	GGB	5.13	10.85	-1.18	0.07	14	-1.33	-0.51	2	0.47	-0.33	0.09	-1.12	0.00	8,822	0.43	20221109
Liberty La-C	9	LILAK	8.05	0.00	-1.18	0.07	14	-1.33	-0.39	2	0.47	-0.34	0.07	-1.12	0.00	1,783	2.34	20221108
Wynn Resrts Ltd	4	WYNN	67.86	0.00	-1.18	1.40	14	-1.61	-0.55	2	0.47	-0.35	0.31	-1.40	0.00	7,718	0.07	20221108
Allete Inc	10	ALE	56.15	4.63	-1.18	-0.41	14	-1.33	-0.27	2	0.47	-0.35	0.03	-1.12	0.00	3,205	1.14	20221109
Magnite Inc	9	MGNI	7.41	0.00	-1.18	-0.26	14	-1.61	-0.04	2	0.47	-0.39	0.09	-1.40	0.07	985	2.75	20221109
Icl Group Ltd	2	ICL	9.14	10.02	-1.20	-1.30	14	0.35	0.16	3	0.02	0.34	-0.16	0.56	0.59	11,992	2.55	20221109
News Corp New-A	9	NWSA	16.99	1.18	-1.20	-1.25	14	0.07	-0.08	3	0.02	0.27	-0.10	0.28	0.59	9,878	0.46	20221108
Mirum Pharmact	6	MIRM	23.09	0.00	-1.20	-1.19	14	0.63	-0.51	3	0.02	0.08	-0.59	0.84	0.00	848	2.41	20221109
Olo Inc	8	OLO	9.00	0.00	-1.20	-1.22	14	0.07	-0.55	3	0.02	0.04	-0.14	0.28	0.00	1,431	2.40	20221109
Azul Sa	3	AZUL	9.56	0.00	-1.20	-1.13	14	0.07	-0.59	3	0.02	0.00	-0.28	0.28	0.00	4,024	1.58	20221110
Forgerock Inc	8	FORG	22.67	0.00	-1.23	-1.42	14	0.63	-0.59	3	-0.70	-0.23	-1.56	0.84	0.00	1,928	0.35	20221109
Reynolds Consmr	5	REYN	30.20	3.05	-1.25	-1.96	14	0.63	-0.04	1	-1.24	0.56	0.23	0.84	0.59	6,338	2.08	20221108
Perkinelmer Inc	6	PKI	136.57	0.21	-1.25	-2.06	14	0.35	0.20	1	-1.24	0.42	0.09	0.56	0.59	17,238	0.24	20221108
Hut 8 Mining Cp	8	HUT	2.18	0.00	-1.25	-2.29	14	0.07	-0.11	1	-1.24	0.37	0.80	0.28	0.07	428	1.55	20221110
Sitio Royalties	1	STR	28.49	9.97	-1.25	-2.40	14	0.63	-0.55	1	-1.24	0.37	0.31	0.84	0.00	616	2.57	20221108
Himax Tech-Adr	8	HIMX	5.86	21.16	-1.25	-2.29	14	0.07	-0.35	1	-1.24	0.33	0.76	0.28	0.00	1,021	2.80	20221110
Northwest Natrl	10	NWN	47.75	4.06	-1.25	-2.63	14	0.35	-0.27	1	-1.24	0.30	0.39	0.56	0.00	1,636	2.88	20221108
Lyft Inc-A	3	LYFT	15.15	0.00	-1.25	-1.95	14	0.35	-0.51	1	-1.24	0.25	0.23	0.56	0.00	5,281	0.12	20221107
Biontech Se	6	BNTX	144.08	0.00	-1.25	-2.24	14	0.07	-0.55	5	-1.24	0.24	1.04	0.28	-0.52	34,966	0.22	20221107
Lumentum Hldgs	8	LITE	75.42	0.00	-1.25	-2.29	14	0.07	-0.35	1	-1.24	0.19	0.30	0.28	0.00	5,141	0.46	20221108
Planet Fitness	4	PLNT	65.50	0.00	-1.25	-1.27	14	0.07	-0.31	1	-1.24	0.10	0.05	0.28	0.00	5,962	0.43	20221108
Oak Street Hlth	6	OSH	20.42	0.00	-1.40	0.80	15	-0.77	-0.87	6	0.56	0.01	1.26	-0.56	-0.59	4,929	0.81	20221107
Sunpower Corp-A	3	SPWR	18.25	0.00	-1.42	0.75	15	-0.77	-1.03	6	-0.07	-0.37	0.07	-0.56	-0.59	3,177	0.34	20221108
Hecla Mining	2	HL	4.63	0.54	-1.59	1.80	16	-1.33	-1.07	8	1.29	-0.62	-0.15	-1.12	-0.59	2,756	0.69	20221109

Date: 11-01-2022

Cross Sector Analysis - Stocks are ranked from most to least attractive INDEPENDENT OF SECTOR GROUPING

SECTOR CODES: 1-Energy, 2-Materials, 3-Industrials, 4-Consumer Discretionary, 5-Consumer Staples, 6-Healthcare

SECTOR CODES: 7-Financials, 8-Information Technology, 9-Communication Services, 10-Utilities, 11-Real Estate

COMPANY	SECTOR	TICKER	PRICE	YIELD	XSEC iPSCORE	Behavioral Preference Factor	ABSOLUTE-SCALE METRICS			RELATIVE-SCALE METRICS						MKT CAP $millions	DAYS2TR	EPS REPORT DATE
							ABS DCOORD	TECH OUTLK	FUNDA OUTLK	REL DCOORD	rPSCORE	VTCAVG	VSCORE	TSCORE	CSCORE			
Mannkind Corp	6	MNKD	3.47	0.00	-1.59	1.90	16	-1.61	-0.91	8	1.29	-0.67	-0.04	-1.40	-0.59	876	1.95	20221108
Palantir Tech	8	PLTR	8.65	0.00	-1.59	1.94	16	-1.61	-1.07	8	1.29	-0.77	-0.33	-1.40	-0.59	17,855	0.09	20221107
Bumble Inc	9	BMBL	25.09	0.00	-1.59	1.73	16	-1.61	-1.07	8	1.29	-0.77	-0.35	-1.40	-0.59	3,251	0.60	20221109
Mosaic Co/The	2	MOS	54.45	1.10	-1.59	1.80	16	-1.33	-1.34	8	1.29	-0.84	-0.26	-1.12	-1.11	19,711	0.12	20221107
Clean Egy Fuels	1	CLNE	6.70	0.00	-1.59	2.04	16	-1.05	-1.54	8	1.29	-0.95	-0.88	-0.84	-1.11	1,493	1.21	20221108
Roblox Corp	9	RBLX	44.31	0.00	-1.59	1.73	16	-1.05	-1.07	8	1.29	-1.02	-1.68	-0.84	-0.59	24,168	0.03	20221109
Ready Capital	7	RC	11.98	14.02	-1.59	1.94	16	-1.61	-1.26	8	1.29	-1.13	-0.88	-1.40	-1.11	1,371	1.61	20221107
Inovio Pharmac	6	INO	2.12	0.00	-1.59	1.90	16	-1.33	-0.83	8	1.29	-1.28	-2.23	-1.12	-0.59	529	2.18	20221108
Siemens Ag-Adr	3	SIEGY	55.64	3.00	-1.64	-0.10	16	0.35	-0.99	7	0.02	-0.05	-0.05	0.56	-0.59	94,588	1.67	20221110
Hawaiian Elec	10	HE	37.81	3.70	-1.64	0.45	16	0.35	-0.79	7	0.02	-0.15	-0.35	0.56	-0.59	4,139	1.75	20221107
Expeditors Intl	3	EXPD	98.84	1.36	-1.64	0.64	16	-1.33	-0.87	6	-0.07	-0.32	0.79	-1.12	-0.59	16,581	0.20	20221108
Canopy Growth	6	CGC	3.49	0.00	-1.64	0.67	16	-1.33	-0.91	6	-0.07	-0.34	0.73	-1.12	-0.59	1,676	0.35	20221109
Nuvasive Inc	6	NUVA	44.71	0.00	-1.64	0.97	16	-1.33	-0.75	6	-0.07	-0.36	0.65	-1.12	-0.59	2,328	0.88	20221109
Viatris Inc	6	VTRS	10.25	4.68	-1.64	0.67	16	-1.33	-0.83	6	-0.07	-0.37	0.63	-1.12	-0.59	12,430	0.28	20221107
Ziff Davis Inc	9	ZD	77.80	0.00	-1.64	0.61	16	-1.33	-0.87	6	-0.07	-0.39	0.57	-1.12	-0.59	3,671	1.36	20221108
Wendys Co/The	4	WEN	20.82	2.40	-1.64	0.74	16	-1.47	-0.75	6	-0.07	-0.40	0.66	-1.26	-0.59	4,431	0.74	20221109
Aurora Cannabis	6	ACB	1.35	0.00	-1.64	0.67	16	-1.61	-0.79	6	-0.07	-0.40	0.80	-1.40	-0.59	406	1.22	20221110
Natl Vision Hld	4	EYE	37.66	0.00	-1.64	0.74	16	-1.05	-1.34	6	-0.07	-0.41	0.79	-0.84	-1.11	2,971	1.30	20221110
Enersys Inc	3	ENS	67.28	1.04	-1.64	0.64	16	-1.05	-0.87	6	-0.07	-0.47	0.04	-0.84	-0.59	2,735	1.56	20221109
Ralph Lauren Cp	4	RL	93.51	3.21	-1.64	0.74	16	-1.33	-0.87	6	-0.07	-0.50	0.22	-1.12	-0.59	6,553	0.30	20221110
Hilton Grand Va	4	HGV	39.07	0.00	-1.64	0.74	16	-1.33	-0.99	6	-0.07	-0.54	0.11	-1.12	-0.59	4,598	1.48	20221109
Middleby Corp	3	MIDD	141.39	0.00	-1.64	0.64	16	-1.33	-1.34	6	-0.07	-0.60	0.50	-1.12	-1.11	7,619	0.41	20221109
Ryanair Hldgs	3	RYAAY	68.99	0.00	-1.64	0.64	16	-1.33	-1.46	6	-0.07	-0.66	0.32	-1.12	-1.11	15,691	0.69	20221107
Affil Managers	7	AMG	126.57	0.03	-1.64	0.99	16	-1.61	-1.46	6	-0.07	-0.69	0.50	-1.40	-1.11	4,838	0.73	20221107
Marathon Digitl	8	MARA	12.22	0.00	-1.64	0.99	16	-1.61	-1.07	6	-0.07	-0.69	0.41	-1.40	-1.04	1,427	0.13	20221109
Fnf Group	7	FNF	40.14	4.38	-1.64	0.68	16	-1.61	-1.03	6	-0.07	-0.73	0.29	-1.40	-1.04	11,091	0.42	20221108
Franco Nv Cp	2	FNV	125.45	1.02	-1.64	0.64	16	-1.61	-1.46	6	-0.07	-0.98	0.01	-1.40	-1.48	24,021	0.35	20221107
Century Alum Co	2	CENX	7.30	0.00	-1.67	-0.11	16	0.35	-1.50	7	-0.70	-0.23	-0.02	0.56	-1.11	667	1.50	20221107
Aegon N V	7	AEG	4.59	4.06	-1.67	-0.55	16	0.07	-1.07	7	-0.70	-0.50	-0.67	0.28	-1.04	12,279	1.77	20221110
Meta Materials	8	MMAT	1.15	0.00	-1.67	-0.12	16	0.07	-1.03	7	-0.70	-0.90	-2.41	0.28	-0.59	416	1.88	20221109
Surgery Partnrs	6	SGRY	28.15	0.00	-1.69	-0.97	16	0.35	-1.03	5	-1.24	0.23	0.82	0.56	-0.59	2,532	1.36	20221108
Cerevel Therps	6	CERE	29.32	0.00	-1.69	-1.39	16	0.21	-0.87	5	-1.24	0.16	0.74	0.42	-0.59	4,354	1.59	20221108
Disney Walt	9	DIS	106.00	0.00	-1.69	-1.27	16	0.07	-0.99	5	-1.24	0.14	0.82	0.28	-0.59	193,244	0.03	20221108
Genco Shpg&Trdg	3	GNK	14.10	14.18	-1.69	-1.32	16	0.07	-1.07	5	-1.24	0.06	0.58	0.28	-0.59	596	1.90	20221109
Astrazeneca Plc	6	AZN	59.85	1.52	-1.69	-0.97	16	0.35	-0.83	5	-1.24	0.01	0.15	0.56	-0.59	185,466	0.07	20221110
Dutch Bros Inc	4	BROS	35.37	0.00	-1.69	-1.53	16	0.35	-0.99	5	-1.24	0.01	0.14	0.56	-0.59	1,399	0.61	20221109
Jackson Finl	7	JXN	37.70	5.84	-1.69	-1.42	16	0.21	-0.99	5	-1.24	-0.04	0.61	0.42	-1.04	3,254	0.88	20221109

Date: 11-01-2022

Cross Sector Analysis - Stocks are ranked from most to least attractive INDEPENDENT OF SECTOR GROUPING

SECTOR CODES: 1-Energy, 2-Materials, 3-Industrials, 4-Consumer Discretionary, 5-Consumer Staples, 6-Healthcare

SECTOR CODES: 7-Financials, 8-Information Technology, 9-Communication Services, 10-Utilities, 11-Real Estate

COMPANY	SECTOR	TICKER	PRICE	YIELD	XSEC iPSCORE	Behavioral Preference Factor	ABSOLUTE-SCALE METRICS			RELATIVE-SCALE METRICS						MKT CAP $millions	DAYS2TR	EPS REPORT DATE
							ABS DCOORD	TECH OUTLK	FUNDA OUTLK	REL DCOORD	rPSCORE	VTCAVG	VSCORE	TSCORE	CSCORE			
Hain Celestial	5	HAIN	19.15	0.00	**-1.69**	**-1.32**	16	0.07	-1.54	5	-1.24	-0.15	0.50	0.28	-1.11	1,710	1.13	20221108
Pacific Biosci	6	PACB	8.81	0.00	**-1.69**	**-0.97**	16	0.21	-1.34	5	-1.24	-0.20	0.19	0.42	-1.11	1,981	0.48	20221107

Date: 11-01-2022

Cross Sector Analysis - Stocks are ranked from most to least attractive INDEPENDENT

SECTOR CODES: 1-Energy, 2-Materials, 3-Industrials, 4-Consumer Discretionary, 5-Consum

SECTOR CODES: 7-Financials, 8-Information Technology, 9-Communication Services, 10-Uti

COMPANY	SECTOR	TICKER	PRICE	YIELD	XSEC iPSCORE	Behavioral Preference Factor	INDUSTRY GROUP
Sweetgreen Inc	4	SG	18.24	0.00	1.73	2.18	RETAIL-FOOD & RESTAURANTS
Unity Software	8	U	28.93	0.00	1.73	2.03	INTERNET SOFTWARE
Rivian Automotv	4	RIVN	33.48	0.00	1.73	1.85	AUTO MFRS-DOMESTIC
Amer Equity Inv	7	AEL	42.51	0.80	1.73	2.03	INSURANCE-LIFE
Blackstn Scr Ld	7	BXSL	23.36	10.27	1.73	2.03	FINANCE-SBIC & COMMRCL
Agenus Inc	6	AGEN	2.51	0.00	1.70	1.26	MEDICAL-BIOMED/GENETICS
Ligand Pharma-B	6	LGND	84.61	0.00	1.70	1.26	MEDICAL-BIOMED/GENETICS
Masonite Int Cp	3	DOOR	72.71	0.00	1.70	1.19	BLDG PROD-WOOD
Emergent Biosol	6	EBS	20.92	0.00	1.70	1.26	MEDICAL-BIOMED/GENETICS
Everbridge Inc	8	EVBG	32.25	0.00	1.70	1.28	INTERNET SOFTWARE
Amc Entertainmt	9	AMC	6.15	0.00	1.67	0.30	LEISURE & RECREATION SVCS
Legalzoom.Com	3	LZ	9.19	0.00	1.67	0.32	INDUSTRIAL SERVICES
Ziprecruitr Inc	9	ZIP	17.15	0.00	1.67	0.30	BUSINESS SERVICES
Golar Lng Ltd	1	GLNG	27.31	0.00	1.67	0.16	TRANSPORTATION-SHIP
Perion Network	8	PERI	22.63	0.00	1.67	0.16	INTERNET CONTENT
Constellatn Egy	10	CEG	95.52	0.59	1.67	1.27	OTHER ALT ENERGY
Adtran Holdings	8	ADTN	22.66	1.59	1.67	0.34	TECHNOLOGY SERVICES
Atlantica Sustn	1	AY	28.00	6.36	1.67	0.16	OTHER ALT ENERGY
Hf Sinclair Cp	1	DINO	62.04	2.58	1.67	0.36	OTHER ALT ENERGY
Dillards Inc-A	4	DDS	331.69	0.24	1.67	0.37	RETAIL-REGNL DEPT STRS
Shockwave Med	6	SWAV	292.05	0.00	1.67	0.33	MEDICAL INSTRUMENTS
Tpg Inc	7	TPG	31.72	4.92	1.67	0.34	FINANCE-INVESTMENT MGMT
Gevo Inc	1	GEVO	2.29	0.00	1.67	0.36	OTHER ALT ENERGY
Beyond Meat Inc	5	BYND	15.32	0.00	1.62	-0.51	FOOD-MEAT PRODUCTS
Five9 Inc	8	FIVN	59.85	0.00	1.62	-0.73	INTERNET SOFTWARE
Tencent Holding	9	TCEHY	28.42	0.63	1.62	-0.65	INTERNET SERVICES
Verve Therptics	6	VERV	36.44	0.00	1.62	-0.71	MEDICAL-DRUGS
Abcellara Biolg	6	ABCL	11.50	0.00	1.62	-0.71	MEDICAL-BIOMED/GENETICS
Silk Rd Medical	6	SILK	44.13	0.00	1.62	-0.53	MEDICAL INSTRUMENTS
Intl Money Expr	8	IMXI	26.75	0.00	1.62	-0.73	FINANCIAL TRANSACTION SERVICES
Genpact Ltd	8	G	48.70	1.03	1.62	-0.73	OUTSOURCING
Toast Inc	8	TOST	22.01	0.00	1.62	-0.54	INTERNET SOFTWARE
Haemonetics Cp	6	HAE	83.96	0.00	1.62	-0.53	MEDICAL PRODUCTS
Sunopta Inc	5	STKL	11.52	0.00	1.62	0.01	FOOD-MISC/DIVERSIFIED
Prometheus Bio	6	RXDX	51.35	0.00	1.49	2.05	MEDICAL-BIOMED/GENETICS
Revance Therap	6	RVNC	22.46	0.00	1.48	1.44	MEDICAL-BIOMED/GENETICS
Fs Kkr Capital	7	FSK	19.35	12.61	1.29	1.48	FINANCE-SBIC & COMMRCL
Fiverr Intl Ltd	4	FVRR	30.75	0.00	1.29	1.59	ELECTRONIC COMMERCE

Date: 11-01-2022

Cross Sector Analysis - Stocks are ranked from most to least attractive INDEPENDENT

SECTOR CODES: 1-Energy, 2-Materials, 3-Industrials, 4-Consumer Discretionary, 5-Consum

SECTOR CODES: 7-Financials, 8-Information Technology, 9-Communication Services, 10-Uti

COMPANY	SECTOR	TICKER	PRICE	YIELD	XSEC iPSCORE	Behavioral Preference Factor	INDUSTRY GROUP
Excelerate Egy	1	EE	26.82	0.37	1.29	1.56	OTHER ALT ENERGY
Starwood Proprt	7	STWD	20.81	9.23	1.29	1.79	REIT-MORTGAGE TRUST
Ryan Specialty	7	RYAN	45.22	0.00	1.29	1.79	INSURANCE-BROKERS
Matterport Inc	8	MTTR	3.42	0.00	1.26	1.04	TECHNOLOGY SERVICES
Akous Inc	6	AKUS	13.13	0.00	1.26	1.02	MEDICAL-BIOMED/GENETICS
Nice Ltd	8	NICE	185.63	0.00	1.26	1.35	INTERNET SOFTWARE
Payoneer Global	8	PAYO	7.80	0.00	1.26	1.35	TECHNOLOGY SERVICES
Alpha Metal Rsc	2	AMR	166.59	0.94	1.23	0.09	MINING-MISC
Immunocore Hldg	6	IMCR	56.87	0.00	1.23	0.10	MEDICAL-BIOMED/GENETICS
Natera Inc	6	NTRA	46.67	0.00	1.23	0.10	MEDICAL SERVICES
Northrn Oil&Gas	1	NOG	34.56	2.89	1.23	0.11	OIL & GAS-U S EXPLO & PROD
Ypf Sa D Cv Adr	1	YPF	8.26	0.00	1.23	-0.09	OIL & GAS-INTL INTEGRATED
Btrs Holdings	8	BTRS	9.42	0.00	1.23	0.10	TECHNOLOGY SERVICES
Doublevrfy Hldg	8	DV	28.89	0.00	1.23	0.10	INTERNET SOFTWARE
Akero Therp Inc	6	AKRO	43.36	0.00	1.23	0.10	MEDICAL-BIOMED/GENETICS
Genmab A/S -Adr	6	GMAB	38.36	0.00	1.23	0.10	MEDICAL-BIOMED/GENETICS
Intl Seaways	1	INSW	43.88	1.09	1.23	-0.09	TRANSPORTATION-SHIP
Dht Holdings	1	DHT	9.11	1.76	1.23	0.11	TRANSPORTATION-SHIP
Xenon Pharmact	6	XENE	37.12	0.00	1.20	-0.10	MEDICAL-BIOMED/GENETICS
Nrg Energy Inc	10	NRG	44.03	3.18	1.18	-1.37	UTILITY-ELECTRIC POWER
Becton Dickinso	6	BDX	233.88	1.49	1.18	-0.77	MEDICAL/DENTAL-SUPPLIES
Nanostring Tech	6	NSTG	10.70	0.00	1.18	-0.95	MEDICAL PRODUCTS
Contextlogic	4	WISH	0.76	0.00	1.18	-1.04	ELECTRONIC COMMERCE
Canoo Inc	4	GOEV	1.37	0.00	1.18	-1.04	AUTO MFRS-DOMESTIC
89Bio Inc	6	ETNB	9.48	0.00	1.18	-0.95	MEDICAL-BIOMED/GENETICS
Activision Blzd	9	ATVI	73.31	0.64	1.18	-0.86	TOYS/GAMES/HOBBY PROD
Kornit Digital	3	KRNT	26.92	0.00	1.18	-0.90	PRINTING-COMMERCIAL
Neogenomics Inc	6	NEO	7.65	0.00	1.18	-0.95	MEDICAL-BIOMED/GENETICS
Squarespace Inc	8	SQSP	21.54	0.00	1.18	-0.79	INTERNET SOFTWARE/SVCS
Darling Ingrdnt	5	DAR	79.11	0.00	1.18	-0.22	FOOD-MISC/DIVERSIFIED
Amdocs Ltd	8	DOX	84.67	1.87	1.18	-0.79	IT SERVICES
Bwx Technolgs	3	BWXT	57.63	1.53	1.18	-0.90	ELEC-MISC COMPONENTS
Catalyst Pharma	6	CPRX	13.98	0.00	1.18	-0.77	MEDICAL-DRUGS
Rbc Bearings	3	RBC	251.92	0.00	1.18	-0.73	MACHINERY-GEN INDUSTRIAL
Plant Therapeut	6	PLRX	25.16	0.00	1.17	-0.23	MEDICAL-BIOMED/GENETICS
Celsius Holding	5	CELH	90.56	0.00	0.85	1.44	FOOD-MISC/DIVERSIFIED
Coupang Inc	4	CPNG	17.24	0.00	0.82	1.19	ELECTRONIC COMMERCE

Date: 11-01-2022

Cross Sector Analysis - Stocks are ranked from most to least attractive INDEPENDENT

SECTOR CODES: 1-Energy, 2-Materials, 3-Industrials, 4-Consumer Discretionary, 5-Consum

SECTOR CODES: 7-Financials, 8-Information Technology, 9-Communication Services, 10-Uti

COMPANY	SECTOR	TICKER	PRICE	YIELD	XSEC iPSCORE	Behavioral Preference Factor	INDUSTRY GROUP
Tegna Inc	9	TGNA	20.79	1.83	0.63	1.28	BROADCASTING-RADIO/TV
Radius Glbl Inf	9	RADI	9.44	0.00	0.61	2.53	REIT-EQTY TRUST - OTHER
Clover Health	6	CLOV	1.59	0.00	0.60	0.67	MEDICAL INFORMATION SYSTEMS
Nomad Foods Ltd	5	NOMD	15.40	0.00	0.60	0.63	FOOD-MISC/DIVERSIFIED
Ringcentral Inc	8	RNG	35.49	0.00	0.60	0.68	INTERNET SOFTWARE/SVCS
3D Systems Corp	8	DDD	8.96	0.00	0.60	0.68	COMPUTER-MINI
Nuvalent Inc	6	NUVL	33.70	0.00	0.60	0.67	MEDICAL-BIOMED/GENETICS
Digital Turbine	8	APPS	14.76	0.00	0.60	0.99	INTERNET SOFTWARE
Xpel Inc	4	XPEL	69.75	0.00	0.60	2.37	AUTO/TRUCK-ORIGINAL EQP
Amyris Inc	2	AMRS	2.94	0.00	0.60	0.63	CHEMICALS-SPECIALTY
Ironsource Ltd	8	IS	3.13	0.00	0.60	0.99	INTERNET CONTENT
Affirm Holdings	8	AFRM	19.46	0.00	0.60	0.68	BUSINESS SERVICES
Cassava Science	6	SAVA	35.96	0.00	0.60	0.67	MEDICAL-DRUGS
Weibo Corp Ads	8	WB	12.46	0.00	0.59	0.37	INTERNET CONTENT
Essential Utils	10	WTRG	44.14	2.60	0.56	-0.37	UTILITY-WATER SUPPLY
Danaos Corp	3	DAC	59.52	5.04	0.56	-0.24	TRANSPORTATION-SHIP
Mister Car Wash	4	MCW	9.02	0.00	0.56	1.17	CONS SERVICES - MISC
Welltower Inc	11	WELL	60.10	4.06	0.56	-0.25	REIT-EQTY TRUST - OTHER
Poshmark Inc	4	POSH	17.77	0.00	0.56	1.17	ELECTRONIC COMMERCE
Upstart Hldgs	7	UPST	22.17	0.00	0.56	-0.26	IT SERVICES
Sumitomo-Mitsui	7	SMFG	5.62	4.55	0.56	-0.44	BANKS-FOREIGN
Viper Energy	1	VNOM	33.58	9.65	0.56	-0.47	OIL & GAS-U S EXPLO & PROD
Ionis Pharmact	6	IONS	44.83	0.00	0.56	-0.25	MEDICAL-DRUGS
Xometry Inc	4	XMTR	58.56	0.00	0.56	0.71	MACHINERY-GEN INDUSTRIAL
Sylvamo Corp	2	SLVM	48.19	0.93	0.56	-0.01	PAPER & PAPER PRODUCTS
Southwest Gas	10	SWX	72.61	3.42	0.56	-0.02	UTILITY-GAS DISTRIBUTION
Sabesp -Adr	10	SBS	11.69	1.20	0.56	0.42	UTILITY-WATER SUPPLY
Mirati Theraptc	6	MRTX	67.49	0.00	0.56	-0.25	MEDICAL-BIOMED/GENETICS
Digi Intl Inc	8	DGII	37.91	0.00	0.56	-0.26	COMPUTER-NETWORKS
Fabrinet	8	FN	116.27	0.00	0.56	-0.26	ELEC-MISC COMPONENTS
Sanmina Corp	8	SANM	57.34	0.00	0.56	-0.26	ELEC MANUF SVS (EMS)
Digitalocn Hld	8	DOCN	35.28	0.00	0.56	-0.26	INTERNET SOFTWARE
Archaea Energy	1	LFG	25.74	0.00	0.54	-0.48	OTHER ALT ENERGY
Actinium Pharma	6	ATNM	13.25	0.00	0.54	-0.45	MEDICAL-DRUGS
Figs Inc	6	FIGS	7.13	0.00	0.52	-1.30	RETAIL-APPAREL/SHOE
Healthcare Rlty	11	HR	20.34	2.14	0.52	-1.28	REIT-EQTY TRUST - OTHER
Elanco Animal	6	ELAN	13.28	0.00	0.52	-1.30	MEDICAL-OUTPNT/HM CARE

Date: 11-01-2022

Cross Sector Analysis - Stocks are ranked from most to least attractive INDEPENDENT

SECTOR CODES: 1-Energy, 2-Materials, 3-Industrials, 4-Consumer Discretionary, 5-Consum

SECTOR CODES: 7-Financials, 8-Information Technology, 9-Communication Services, 10-Uti

COMPANY	SECTOR	TICKER	PRICE	YIELD	XSEC iPSCORE	Behavioral Preference Factor	INDUSTRY GROUP
Cargurus Inc	9	CARG	15.17	0.00	0.52	-1.19	AUTO/TRUCK-REPLACE PRTS
Nio Inc-Adr	4	NIO	9.71	0.00	0.52	-0.24	AUTO MFRS-FOREIGN
Azenta Inc	6	AZTA	45.65	0.22	0.52	-1.30	MEDICAL INFORMATION SYSTEMS
Compass Inc	8	COMP	2.55	0.00	0.52	-1.15	INTERNET SOFTWARE
Q2 Holdings Inc	8	QTWO	31.23	0.00	0.52	-1.33	BUSINESS SOFTWARE SVCS/BPO
Lufax Holding	7	LU	1.52	19.74	0.52	-1.32	FINANCE-MISC SERVICES
Alarm.Com Hldgs	8	ALRM	58.74	0.00	0.52	-1.33	PROTECTION-SFTY EQ & SVC
Gxo Logistics	3	GXO	37.46	0.00	0.52	-1.23	TRANSPORT-AIR FREIGHT
Grocery Outlet	5	GO	34.30	0.00	0.52	-1.24	CONSUMER PROD-MISC STAPLES
Coherent Corp	8	COHR	34.40	0.00	0.52	-1.33	TECHNOLOGY SERVICES
Alcon Inc	6	ALC	60.47	0.00	0.52	-1.30	MEDICAL INSTRUMENTS
Zai Lab Ltd-Adr	6	ZLAB	25.02	0.00	0.52	-1.30	MEDICAL-BIOMED/GENETICS
Lucid Group Inc	4	LCID	13.62	0.00	0.52	-0.24	AUTO MFRS-DOMESTIC
Liveramp Hldgs	8	RAMP	18.40	0.00	0.52	-1.33	TECHNOLOGY SERVICES
B&G Foods Cl-A	5	BGS	16.20	11.73	0.52	-1.24	FOOD-MISC/DIVERSIFIED
Tricon Resident	11	TCN	8.51	2.73	0.52	-1.28	REAL ESTATE OPERATIONS
Adidas Ag-Adr	4	ADDYY	48.95	2.53	0.52	-0.24	SHOES & REL APPAREL
Channeladvisor	8	ECOM	23.04	0.00	0.52	-1.15	INTERNET SOFTWARE/SVCS
Wolverine World	4	WWW	17.37	2.30	0.52	-1.42	SHOES & REL APPAREL
Masimo Corp	6	MASI	131.63	0.00	0.52	-1.30	MEDICAL INSTRUMENTS
Eqrx Inc	6	EQRX	5.30	0.00	0.52	-1.30	MEDICAL-DRUGS
Tc Energy Corp	1	TRP	43.76	6.00	0.52	-1.40	OTHER ALT ENERGY
Globalfoundries	8	GFS	57.01	0.00	0.52	-1.15	ELEC-SEMICONDUCTORS
Banco Sant-Ads	7	BSBR	5.70	5.80	0.52	-1.32	BANKS-FOREIGN
Brf-Brasil Food	5	BRFS	2.44	0.00	0.52	-0.84	FOOD-MISC/DIVERSIFIED
Diamondback Egy	1	FANG	158.63	1.89	0.52	-1.40	OIL & GAS-U S EXPLO & PROD
Arcutis Biother	6	ARQT	18.21	0.00	0.52	-1.12	MEDICAL-BIOMED/GENETICS
Fair Isaac Inc	8	FICO	476.12	0.00	0.52	-1.15	IT SERVICES
Inhibrx Inc	6	INBX	33.33	0.00	0.51	-0.58	MEDICAL-BIOMED/GENETICS
Globus Medical	6	GMED	66.92	0.00	0.41	1.28	MEDICAL INSTRUMENTS
Diodes Inc	8	DIOD	72.09	0.00	0.41	1.01	ELEC-SEMICONDUCTORS
Cactus Inc-A	1	WHD	51.00	0.86	0.41	1.06	OIL & GAS-U S INTEGRATED
Wix.Com Ltd	8	WIX	83.84	0.00	0.38	0.56	IT SERVICES
Seaworld Entert	4	SEAS	59.13	0.00	0.38	0.60	LEISURE & RECREATION SVCS
Deutsche Telekm	9	DTEGY	19.25	3.45	0.38	0.78	DIVERSIFIED COMM SERVICES
Us Foods Hldg	5	USFD	29.61	0.00	0.38	0.52	FOOD-MISC/DIVERSIFIED
Kosmos Energy	1	KOS	6.66	0.00	0.34	-0.59	INTERNATIONAL E&P

Date: 11-01-2022

Cross Sector Analysis - Stocks are ranked from most to least attractive INDEPENDENT

SECTOR CODES: 1-Energy, 2-Materials, 3-Industrials, 4-Consumer Discretionary, 5-Consum

SECTOR CODES: 7-Financials, 8-Information Technology, 9-Communication Services, 10-Uti

COMPANY	SECTOR	TICKER	PRICE	YIELD	XSEC iPSCORE	Behavioral Preference Factor	INDUSTRY GROUP
Norton Lifelock	8	NLOK	22.96	2.18	0.34	-0.38	PROTECTION-SFTY EQ & SVC
Spirit Realty	11	SRC	39.38	6.73	0.34	-0.37	REIT-EQTY TRUST - RESID
Bayer A G -Adr	6	BAYRY	13.27	2.65	0.30	-1.42	LARGE CAP PHARMA
Jazz Pharmaceut	6	JAZZ	145.61	0.00	0.30	-1.42	MEDICAL-DRUGS
Sprouts Fmr Mkt	5	SFM	28.73	0.00	0.30	-1.35	FOOD ITEMS-WHOLESALE
Infineon Tech	8	IFNNY	24.69	0.85	0.30	-1.27	ELEC-SEMICONDUCTORS
Viasat Inc	8	VSAT	41.45	0.00	0.30	-1.45	WIRELESS EQUIPMENT
Capri Holdings	4	CPRI	46.50	0.00	0.30	-1.55	RETAIL-APPAREL/SHOE
Zentalis Pharma	6	ZNTL	25.60	0.00	0.30	-1.24	MEDICAL-BIOMED/GENETICS
Trade Desk Inc	8	TTD	53.08	0.00	0.12	-0.50	INTERNET SERVICES
Caretrust Reit	11	CTRE	18.56	5.93	0.12	-0.48	REIT-EQTY TRUST - OTHER
Blue Apron Hldg	5	APRN	2.38	0.00	0.08	-1.46	FOOD-MISC/DIVERSIFIED
Ambac Finl Grp	7	AMBC	13.90	0.00	-0.05	1.24	INSURANCE-PROP/CAS/TITLE
Altimmune Inc	6	ALT	12.51	0.00	-0.05	1.22	MEDICAL-DRUGS
Amicus Therapt	6	FOLD	10.36	0.00	-0.10	-0.61	MEDICAL-BIOMED/GENETICS
Irobot Corp	4	IRBT	56.53	0.00	-0.14	-0.63	INDSTRL AUTOMTN/ROBOTICS
Endeavor Group	9	EDR	21.96	0.00	-0.27	2.38	MEDIA CONGLOMERATES
Ellington Finl	7	EFC	13.11	13.73	-0.27	2.65	FINANCE-MRTG & REL SVC
Diamond Offshor	1	DO	9.72	0.00	-0.27	2.47	OIL & GAS-DRILLNG
Two Harbors Inv	7	TWO	3.55	19.16	-0.27	2.65	REIT-MORTGAGE TRUST
Adapthealth Cp	6	AHCO	22.95	0.00	-0.30	1.39	MEDICAL PRODUCTS
Tapestry Inc	4	TPR	32.16	3.73	-0.30	1.52	RETAIL-APPAREL/SHOE
Beauty Hlth Co	5	SKIN	11.21	0.00	-0.30	1.66	MEDICAL SERVICES
Madison Sqr Ent	9	MSGE	49.11	0.00	-0.32	0.55	LEISURE & RECREATION SVCS
Amer States Wtr	10	AWR	88.04	1.81	-0.32	0.87	UTILITY-WATER SUPPLY
R1 Rcm Inc	6	RCM	17.71	0.00	-0.32	0.60	TECHNOLOGY SERVICES
Clarivate Anlyt	3	CLVT	10.44	0.00	-0.32	0.17	INTERNET SOFTWARE
Sk Telecom Co	9	SKM	19.67	5.76	-0.32	0.55	WIRELESS NON-US
Alliant Engy Cp	10	LNT	52.63	3.25	-0.32	0.87	UTILITY-ELECTRIC POWER
Solaredge Tech	8	SEDG	225.25	0.00	-0.32	0.61	SOLAR
Sabra Healthcr	11	SBRA	13.61	8.82	-0.32	0.59	REIT-EQTY TRUST - OTHER
Doximity Inc	6	DOCS	26.23	0.00	-0.32	0.60	MEDICAL SERVICES
Blink Charging	3	BLNK	14.46	0.00	-0.32	0.57	ELEC MISC SERVICES
Atmos Energy Cp	10	ATO	106.27	2.56	-0.32	0.87	UTILITY-GAS DISTRIBUTION
New Fortrss Egy	1	NFE	54.50	0.73	-0.32	0.19	OIL & GAS-INTL INTEGRATED
Vermilion Egy	1	VET	23.83	1.02	-0.32	0.19	INTERNATIONAL E&P
Royalty Pharma	6	RPRX	42.22	1.80	-0.32	0.60	FINANCE-MISC SERVICES

Date: 11-01-2022

Cross Sector Analysis - Stocks are ranked from most to least attractive INDEPENDENT

SECTOR CODES: 1-Energy, 2-Materials, 3-Industrials, 4-Consumer Discretionary, 5-Consum

SECTOR CODES: 7-Financials, 8-Information Technology, 9-Communication Services, 10-Uti

COMPANY	SECTOR	TICKER	PRICE	YIELD	XSEC iPSCORE	Behavioral Preference Factor	INDUSTRY GROUP
Olaplex Hldgs	5	OLPX	4.52	0.00	-0.32	0.57	COSMETICS & TOILETRIES
Green Dot Cp-A	7	GDOT	19.54	0.00	-0.32	1.40	FINANCIAL TRANSACTION SERVICES
Playtika Hldg	9	PLTK	9.66	0.00	-0.32	1.53	GAMING
Dice Therapeut	6	DICE	37.25	0.00	-0.32	1.68	MEDICAL-BIOMED/GENETICS
Carlyle Grp Inc	7	CG	28.35	4.59	-0.32	1.71	FINANCE-PUBLIC TD INV FD
Jack Henry Assc	8	JKHY	201.24	0.97	-0.34	0.60	ELEC MISC SERVICES
Tata Motors-Adr	4	TTM	25.65	0.00	-0.34	0.18	AUTO MFRS-FOREIGN
Axon Enterprise	3	AXON	147.59	0.00	-0.34	0.55	PROTECTION-SFTY EQ & SVC
Primerica Inc	7	PRI	145.37	1.51	-0.34	0.17	INSURANCE-LIFE
Delek Us Hldgs	1	DK	30.50	2.62	-0.34	0.63	OIL REFINING & MARKETING
Flyware Corp	8	FLYW	21.24	0.00	-0.34	0.60	FINANCIAL TRANSACTION SERVICES
Array Tech Inc	3	ARRY	18.43	0.00	-0.34	0.55	SOLAR
Bentley Systems	8	BSY	34.20	0.35	-0.34	0.60	INTERNET SOFTWARE
Brookdale Senr	6	BKD	4.41	0.00	-0.34	0.58	MEDICAL-NURSING HOMES
Cabot Corp	2	CBT	73.29	2.02	-0.34	0.89	CHEMICALS-DIVERSIFIED
Cytek Biosci	6	CTKB	15.51	0.00	-0.34	0.58	MEDICAL-BIOMED/GENETICS
Celldex Therapt	6	CLDX	35.35	0.00	-0.34	0.58	MEDICAL-BIOMED/GENETICS
Steris Plc	6	STE	172.87	1.09	-0.36	-0.69	MEDICAL INSTRUMENTS
Applovin Corp	8	APP	17.12	0.00	-0.36	-0.70	TECHNOLOGY SERVICES
Vaxcyte Inc	6	PCVX	45.00	0.00	-0.36	-0.69	MEDICAL-BIOMED/GENETICS
Take-Two Inter	9	TTWO	116.31	0.00	-0.36	-0.24	TOYS/GAMES/HOBBY PROD
Intl Flvrs&Frag	2	IFF	95.45	3.39	-0.36	-0.65	CONSUMER PROD-MISC STAPLES
Hanesbrands Inc	4	HBI	6.90	8.70	-0.36	-0.75	TEXTILE-APPAREL MFG
Ssr Mining Inc	2	SSRM	13.91	2.01	-0.36	-0.25	MINING-MISC
Amylyx Pharma	6	AMLX	35.87	0.00	-0.36	-0.27	MEDICAL-DRUGS
Redfin Corp	11	RDFN	4.76	0.00	-0.36	-0.27	REAL ESTATE OPERATIONS
Walker & Dunlop	7	WD	90.04	2.67	-0.36	-0.27	FINANCE-MRTG & REL SVC
Wework Inc	11	WE	2.71	0.00	-0.36	-0.68	TECHNOLOGY SERVICES
Coty Inc	5	COTY	6.89	0.00	-0.36	-0.65	COSMETICS & TOILETRIES
Yeti Holdings	4	YETI	32.50	0.00	-0.36	-0.75	LEISURE & RECREATION PROD
Icu Medical Inc	6	ICUI	147.16	0.00	-0.36	-0.27	MEDICAL PRODUCTS
Sally Beauty Co	4	SBH	12.91	0.00	-0.36	-0.75	RETAIL-MISC/DIVERSIFIED
Iac Inc	9	IAC	50.72	0.00	-0.36	-0.63	DIVERSIFIED OPERATIONS
Novavax Inc	6	NVAX	22.00	0.00	-0.36	-0.27	MEDICAL-BIOMED/GENETICS
Aaon Inc	3	AAON	65.00	0.58	-0.36	-0.65	BLDG PROD-AIR COND/HEAT
Supernus Pharma	6	SUPN	34.31	0.00	-0.36	-0.27	MEDICAL-GENERIC DRUGS
Westrock Co	2	WRK	34.05	2.94	-0.36	-0.65	PAPER & PAPER PRODUCTS

Date: 11-01-2022

Cross Sector Analysis - Stocks are ranked from most to least attractive INDEPENDENT

SECTOR CODES: 1-Energy, 2-Materials, 3-Industrials, 4-Consumer Discretionary, 5-Consum

SECTOR CODES: 7-Financials, 8-Information Technology, 9-Communication Services, 10-Uti

COMPANY	SECTOR	TICKER	PRICE	YIELD	XSEC iPSCORE	Behavioral Preference Factor	INDUSTRY GROUP
Biohaven Ltd	6	BHVN	16.76	0.00	-0.36	-0.27	MEDICAL-BIOMED/GENETICS
Perrigo Co Plc	6	PRGO	40.11	2.59	-0.36	-0.69	MEDICAL PRODUCTS
Signify Health	6	SGFY	29.22	0.00	-0.36	-0.27	MEDICAL INFORMATION SYSTEMS
Permian Res Cp	1	PR	10.14	0.00	-0.36	-0.74	OIL & GAS-U S EXPLO & PROD
Establshmt Labs	6	ESTA	56.87	0.00	-0.36	-0.69	MEDICAL SERVICES
Occidental Pet	1	OXY	73.80	0.70	-0.36	-0.74	OIL & GAS-U S INTEGRATED
Halozyme Thera	6	HALO	48.28	0.00	-0.39	-0.22	MEDICAL-BIOMED/GENETICS
Fibrogen Inc	6	FGEN	17.43	0.00	-0.39	-0.22	MEDICAL-DRUGS
Treehouse Foods	5	THS	49.93	0.00	-0.39	0.42	FOOD-MISC/DIVERSIFIED
W&T Offshore	1	WTI	7.76	0.00	-0.39	-0.24	OIL & GAS-U S EXPLO & PROD
Edgewell Persnl	5	EPC	39.39	1.52	-0.39	0.13	CONSUMER PROD-MISC STAPLES
Brighthouse Fin	7	BHF	57.71	0.00	-0.39	-0.65	INSURANCE-LIFE
Zymeworks Inc	6	ZYME	7.45	0.00	-0.47	0.81	MEDICAL-BIOMED/GENETICS
Iaa Inc	3	IAA	39.33	0.00	-0.47	0.77	AUTO MFRS-DOMESTIC
Choice Htl Intl	4	CHH	130.38	0.73	-0.47	0.56	HOTELS & MOTELS
Embraer Air-Adr	3	ERJ	10.70	0.00	-0.47	0.49	AEROSPACE/DEFENSE
Veritiv Corp	3	VRTV	116.77	0.00	-0.47	0.77	PAPER & PAPER PRODUCTS
Lemonade Inc	7	LMND	24.04	0.00	-0.47	0.83	INSURANCE-MULTI LINE
Novanta Inc	8	NOVT	140.23	0.00	-0.50	0.39	ELEC-MISC COMPONENTS
Tetra Tech New	3	TTEK	141.78	0.65	-0.50	0.36	POLLUTION CONTROL EQ & SVS
Invitae Corp	6	NVTA	2.86	0.00	-0.50	0.08	MEDICAL INFORMATION SYSTEMS
Performance Fg	5	PFGC	52.67	0.00	-0.50	0.36	FOOD ITEMS-WHOLESALE
Fulgent Genetic	6	FLGT	40.25	0.00	-0.50	0.08	MEDICAL INFORMATION SYSTEMS
Ashland Global	2	ASH	104.79	1.28	-0.50	0.08	CHEMICALS-SPECIALTY
Avid Tech Inc	8	AVID	27.69	0.00	-0.50	0.39	COMPUTER-SOFTWARE
Intl Game New	4	IGT	20.22	3.96	-0.50	0.09	GAMING
Cnh Industrial	4	CNHI	12.88	0.00	-0.50	0.09	AUTO MFRS-FOREIGN
Jamf Holding Cp	8	JAMF	23.47	0.00	-0.50	0.39	TECHNOLOGY SERVICES
Marqeta Inc	8	MQ	7.78	0.00	-0.50	0.08	FINANCIAL TRANSACTION SERVICES
Shift4 Payments	8	FOUR	46.18	0.00	-0.50	0.39	FINANCIAL TRANSACTION SERVICES
Microvast Hldgs	3	MVST	2.40	0.00	-0.50	0.08	TECHNOLOGY SERVICES
Teradata Corp	8	TDC	32.08	0.00	-0.50	0.08	COMPUTER-STORAGE DEVICES
Builders Firsts	3	BLDR	61.58	0.00	-0.50	0.36	BLDG PROD-RETAIL/WHLSLE
Spartan Nash Co	5	SPTN	35.16	2.39	-0.54	-0.80	FOOD ITEMS-WHOLESALE
Flowers Foods	5	FLO	28.57	3.08	-0.58	-1.62	FOOD-MISC/DIVERSIFIED
New Relic Inc	8	NEWR	58.92	0.00	-0.58	-1.75	INTERNET SOFTWARE
Global E Online	4	GLBE	24.85	0.00	-0.71	0.95	ELECTRONIC COMMERCE

Date: 11-01-2022

Cross Sector Analysis - Stocks are ranked from most to least attractive INDEPENDENT

SECTOR CODES: 1-Energy, 2-Materials, 3-Industrials, 4-Consumer Discretionary, 5-Consum

SECTOR CODES: 7-Financials, 8-Information Technology, 9-Communication Services, 10-Uti

COMPANY	SECTOR	TICKER	PRICE	YIELD	XSEC iPSCORE	Behavioral Preference Factor	INDUSTRY GROUP
Duolingo Inc	4	DUOL	81.23	0.00	-0.71	2.59	TECHNOLOGY SERVICES
Plug Power Inc	3	PLUG	15.69	0.00	-0.76	-0.91	MACHINERY-ELECTRICAL
Natl Health Inv	11	NHI	55.50	6.49	-0.76	-0.95	REIT-EQTY TRUST - OTHER
Cano Health	6	CANO	3.33	0.00	-0.81	-0.92	MEDICAL SERVICES
Nexstar Brdcstg	9	NXST	176.36	2.04	-0.81	-1.66	BROADCASTING-RADIO/TV
Maxeon Solr Tec	1	MAXN	17.28	0.00	-0.93	2.42	SOLAR
Sage Therapeutc	6	SAGE	37.88	0.00	-0.93	2.26	MEDICAL-DRUGS
Brp Group Inc	7	BRP	28.64	0.00	-0.93	2.29	INSURANCE-LIFE
Axsome Therptcs	6	AXSM	48.87	0.00	-0.93	2.26	MEDICAL-BIOMED/GENETICS
Privia Hlth Grp	6	PRVA	32.69	0.00	-0.96	1.04	MEDICAL INFORMATION SYSTEMS
Meridian Biosci	6	VIVO	32.00	0.00	-0.98	0.25	MEDICAL PRODUCTS
Recursion Pharm	6	RXRX	10.55	0.00	-0.98	0.25	MEDICAL-DRUGS
Apartment Invt	11	AIV	7.94	0.00	-0.98	-0.17	REIT-EQTY TRUST - RESID
Pgt Inc	3	PGTI	21.15	0.00	-0.98	1.26	BLDG & CONST PROD-MISC
Cti Biopharma	6	CTIC	5.21	0.00	-0.98	1.33	MEDICAL-DRUGS
Apellis Pharma	6	APLS	60.66	0.00	-1.03	-0.62	MEDICAL-BIOMED/GENETICS
Light&Wonder	4	LNW	56.70	0.00	-1.14	0.18	GAMING
Norwegian Cruis	4	NCLH	16.79	0.00	-1.14	0.18	LEISURE & RECREATION SVCS
Sunstone Hotel	11	SHO	11.14	0.45	-1.15	0.63	REIT-EQTY TRUST - OTHER
Southern Copper	2	SCCO	50.01	6.00	-1.15	0.26	MINING-NON FERROUS
Revolution Meds	6	RVMD	20.79	0.00	-1.15	0.63	MEDICAL-DRUGS
News Corp-B	9	NWS	17.22	1.16	-1.15	0.25	MOVIE/TV PRODUCTION/DISTRIB
Ecopetrol- Adr	1	EC	10.19	14.32	-1.15	0.29	EMERGING MARKETS INTEGRATED
Apple Hosp Reit	11	APLE	17.19	5.58	-1.15	0.63	REIT-EQTY TRUST - OTHER
Vericel Corp	6	VCEL	27.37	0.00	-1.15	0.63	MEDICAL-BIOMED/GENETICS
Amerco Inc	3	UHAL	566.93	0.00	-1.15	0.26	TRANSPORTATION-EQP & LSNG
Cannae Holdings	7	CNNE	23.40	0.00	-1.15	0.65	FINANCE-INVESTMENT MGMT
Vertex Energy	1	VTNR	8.64	0.00	-1.15	0.68	POLLUTION CONTROL EQ & SVS
Energy Fuels	2	UUUU	7.01	0.00	-1.15	0.60	MINING-NON FERROUS
Assured Guarnty	7	AGO	59.26	1.69	-1.15	0.65	INSURANCE-MULTI LINE
Techtarget	9	TTGT	65.00	0.00	-1.15	0.58	INTERNET CONTENT
Rocket Lab Usa	3	RKLB	5.20	0.00	-1.15	0.60	AEROSPACE/DEFENSE
Acv Auctions	3	ACVA	9.04	0.00	-1.15	0.60	ELECTRONIC COMMERCE
Pagseguro Digtl	8	PAGS	14.82	0.00	-1.16	-0.28	FINANCIAL TRANSACTION SERVICES
Envestnet Inc	8	ENV	49.74	0.00	-1.16	-0.28	FINANCIAL TRANSACTION SERVICES
Everi Holdings	4	EVRI	19.13	0.00	-1.16	-0.30	BUSINESS SERVICES
Six Flags Entmt	4	SIX	22.67	0.00	-1.16	1.35	LEISURE & RECREATION SVCS

Date: 11-01-2022

Cross Sector Analysis - Stocks are ranked from most to least attractive INDEPENDENT

SECTOR CODES: 1-Energy, 2-Materials, 3-Industrials, 4-Consumer Discretionary, 5-Consum

SECTOR CODES: 7-Financials, 8-Information Technology, 9-Communication Services, 10-Uti

COMPANY	SECTOR	TICKER	PRICE	YIELD	XSEC iPSCORE	Behavioral Preference Factor	INDUSTRY GROUP
Reata Pharmac	6	RETA	33.53	0.00	-1.16	0.03	MEDICAL-BIOMED/GENETICS
Dupont De Nemrs	2	DD	58.70	2.25	-1.16	-0.26	CHEMICALS-DIVERSIFIED
Warby Parker	4	WRBY	15.96	0.00	-1.16	-0.30	MEDICAL PRODUCTS
Tripadvisor Inc	9	TRIP	23.93	0.00	-1.16	-0.25	ELECTRONIC COMMERCE
Fortuna Silver	2	FSM	2.86	0.00	-1.16	0.03	MINING-SILVER
Liveperson Inc	8	LPSN	10.60	0.00	-1.16	0.03	INTERNET SERVICES
D R Horton Inc	4	DHI	77.37	1.16	-1.18	1.40	BLDG-RESIDENT/COMMRCL
Arcelor Mittal	2	MT	22.66	1.43	-1.18	0.07	STEEL-PRODUCERS
Xencor Inc	6	XNCR	28.27	0.00	-1.18	0.08	MEDICAL-DRUGS
Mueller Water	3	MWA	11.75	1.97	-1.18	-0.27	STEEL-PIPE & TUBES
Akamai Tech	8	AKAM	88.10	0.00	-1.18	0.08	INTERNET SERVICES
Qiagen Nv	6	QGEN	44.05	0.00	-1.18	-0.28	MEDICAL-BIOMED/GENETICS
Coeur Mining	2	CDE	3.93	0.00	-1.18	0.07	MINING-NON FERROUS
Gerdau Sa Adr	2	GGB	5.13	10.85	-1.18	0.07	STEEL-PRODUCERS
Liberty La-C	9	LILAK	8.05	0.00	-1.18	0.07	WIRELESS NATIONAL
Wynn Resrts Ltd	4	WYNN	67.86	0.00	-1.18	1.40	GAMING
Allete Inc	10	ALE	56.15	4.63	-1.18	-0.41	UTILITY-ELECTRIC POWER
Magnite Inc	9	MGNI	7.41	0.00	-1.18	-0.26	INTERNET SOFTWARE
Icl Group Ltd	2	ICL	9.14	10.02	-1.20	-1.30	CHEMICALS-SPECIALTY
News Corp New-A	9	NWSA	16.99	1.18	-1.20	-1.25	MOVIE/TV PRODUCTION/DISTRIB
Mirum Pharmact	6	MIRM	23.09	0.00	-1.20	-1.19	MEDICAL-BIOMED/GENETICS
Olo Inc	8	OLO	9.00	0.00	-1.20	-1.22	INTERNET SOFTWARE
Azul Sa	3	AZUL	9.56	0.00	-1.20	-1.13	TRANSPORTATION-AIRLINE
Forgerock Inc	8	FORG	22.67	0.00	-1.23	-1.42	INTERNET SOFTWARE
Reynolds Consmr	5	REYN	30.20	3.05	-1.25	-1.96	CONSUMER PROD-MISC DISCRECTN
Perkinelmer Inc	6	PKI	136.57	0.21	-1.25	-2.06	INSTRUMENTS-SCIENTIFIC
Hut 8 Mining Cp	8	HUT	2.18	0.00	-1.25	-2.29	TECHNOLOGY SERVICES
Sitio Royalties	1	STR	28.49	9.97	-1.25	-2.40	OIL & GAS-U S ROYALTY TR
Himax Tech-Adr	8	HIMX	5.86	21.16	-1.25	-2.29	ELEC-SEMICONDUCTORS
Northwest Natrl	10	NWN	47.75	4.06	-1.25	-2.63	UTILITY-GAS DISTRIBUTION
Lyft Inc-A	3	LYFT	15.15	0.00	-1.25	-1.95	INTERNET SERVICES
Biontech Se	6	BNTX	144.08	0.00	-1.25	-2.24	MEDICAL-BIOMED/GENETICS
Lumentum Hldgs	8	LITE	75.42	0.00	-1.25	-2.29	LASERS-SYS/COMPONENTS
Planet Fitness	4	PLNT	65.50	0.00	-1.25	-1.27	LEISURE & RECREATION SVCS
Oak Street Hlth	6	OSH	20.42	0.00	-1.40	0.80	MEDICAL-OUTPNT/HM CARE
Sunpower Corp-A	3	SPWR	18.25	0.00	-1.42	0.75	SOLAR
Hecla Mining	2	HL	4.63	0.54	-1.59	1.80	MINING-SILVER

Date: 11-01-2022

Cross Sector Analysis - Stocks are ranked from most to least attractive INDEPENDENT

SECTOR CODES: 1-Energy, 2-Materials, 3-Industrials, 4-Consumer Discretionary, 5-Consum

SECTOR CODES: 7-Financials, 8-Information Technology, 9-Communication Services, 10-Uti

COMPANY	SECTOR	TICKER	PRICE	YIELD	XSEC iPSCORE	Behavioral Preference Factor	INDUSTRY GROUP
Mannkind Corp	6	MNKD	3.47	0.00	-1.59	1.90	MEDICAL-BIOMED/GENETICS
Palantir Tech	8	PLTR	8.65	0.00	-1.59	1.94	TECHNOLOGY SERVICES
Bumble Inc	9	BMBL	25.09	0.00	-1.59	1.73	INTERNET SOFTWARE
Mosaic Co/The	2	MOS	54.45	1.10	-1.59	1.80	FERTILIZERS
Clean Egy Fuels	1	CLNE	6.70	0.00	-1.59	2.04	UTILITY-GAS DISTRIBUTION
Roblox Corp	9	RBLX	44.31	0.00	-1.59	1.73	GAMING
Ready Capital	7	RC	11.98	14.02	-1.59	1.94	REIT-MORTGAGE TRUST
Inovio Pharmac	6	INO	2.12	0.00	-1.59	1.90	MEDICAL-BIOMED/GENETICS
Siemens Ag-Adr	3	SIEGY	55.64	3.00	-1.64	-0.10	INDUSTRIAL SERVICES
Hawaiian Elec	10	HE	37.81	3.70	-1.64	0.45	UTILITY-ELECTRIC POWER
Expeditors Intl	3	EXPD	98.84	1.36	-1.64	0.64	TRANSPORTATION-SVCS
Canopy Growth	6	CGC	3.49	0.00	-1.64	0.67	MEDICAL PRODUCTS
Nuvasive Inc	6	NUVA	44.71	0.00	-1.64	0.97	MEDICAL PRODUCTS
Viatris Inc	6	VTRS	10.25	4.68	-1.64	0.67	MEDICAL SERVICES
Ziff Davis Inc	9	ZD	77.80	0.00	-1.64	0.61	INTERNET SOFTWARE
Wendys Co/The	4	WEN	20.82	2.40	-1.64	0.74	RETAIL-FOOD & RESTAURANTS
Aurora Cannabis	6	ACB	1.35	0.00	-1.64	0.67	MEDICAL PRODUCTS
Natl Vision Hld	4	EYE	37.66	0.00	-1.64	0.74	MEDICAL PRODUCTS
Enersys Inc	3	ENS	67.28	1.04	-1.64	0.64	MACHINERY-ELECTRICAL
Ralph Lauren Cp	4	RL	93.51	3.21	-1.64	0.74	TEXTILE-APPAREL MFG
Hilton Grand Va	4	HGV	39.07	0.00	-1.64	0.74	HOTELS & MOTELS
Middleby Corp	3	MIDD	141.39	0.00	-1.64	0.64	MACHINERY-GEN INDUSTRIAL
Ryanair Hldgs	3	RYAAY	68.99	0.00	-1.64	0.64	TRANSPORTATION-AIRLINE
Affil Managers	7	AMG	126.57	0.03	-1.64	0.99	FINANCE-INVESTMENT MGMT
Marathon Digitl	8	MARA	12.22	0.00	-1.64	0.99	TECHNOLOGY SERVICES
Fnf Group	7	FNF	40.14	4.38	-1.64	0.68	INSURANCE-PROP/CAS/TITLE
Franco Nv Cp	2	FNV	125.45	1.02	-1.64	0.64	MINING-GOLD
Century Alum Co	2	CENX	7.30	0.00	-1.67	-0.11	METAL PROC & FABRICATION
Aegon N V	7	AEG	4.59	4.06	-1.67	-0.55	INSURANCE-MULTI LINE
Meta Materials	8	MMAT	1.15	0.00	-1.67	-0.12	ELEC-MISC COMPONENTS
Surgery Partnrs	6	SGRY	28.15	0.00	-1.69	-0.97	MEDICAL SERVICES
Cerevel Therps	6	CERE	29.32	0.00	-1.69	-1.39	MEDICAL-DRUGS
Disney Walt	9	DIS	106.00	0.00	-1.69	-1.27	MEDIA CONGLOMERATES
Genco Shpg&Trdg	3	GNK	14.10	14.18	-1.69	-1.32	TRANSPORTATION-SHIP
Astrazeneca Plc	6	AZN	59.85	1.52	-1.69	-0.97	LARGE CAP PHARMA
Dutch Bros Inc	4	BROS	35.37	0.00	-1.69	-1.53	BEVERAGES-SOFT DRINKS
Jackson Finl	7	JXN	37.70	5.84	-1.69	-1.42	FINANCE-MISC SERVICES

Date: 11-01-2022

Cross Sector Analysis - Stocks are ranked from most to least attractive INDEPENDENT

SECTOR CODES: 1-Energy, 2-Materials, 3-Industrials, 4-Consumer Discretionary, 5-Consum

SECTOR CODES: 7-Financials, 8-Information Technology, 9-Communication Services, 10-Uti

COMPANY	SECTOR	TICKER	PRICE	YIELD	XSEC iPSCORE	Behavioral Preference Factor	INDUSTRY GROUP
Hain Celestial	5	HAIN	19.15	0.00	-1.69	-1.32	FOOD-MISC/DIVERSIFIED
Pacific Biosci	6	PACB	8.81	0.00	-1.69	-0.97	MEDICAL INSTRUMENTS

Date: 11-01-2022

ON THE RADAR - 20 of the most attractive names independent of sector grouping

SECTOR CODES: 1-Energy, 2-Materials, 3-Industrials, 4-Consumer Discretionary, 5-Consumer Staples, 6-Healthcare

SECTOR CODES: 7-Financials, 8-Information Technology, 9-Communication Services, 10-Utilities, 11-Real Estate

COMPANY	SECTOR	TICKER	PRICE	YIELD	iPSCORE	XSEC iPSCORE	Behavioral Preference Factor	ABSOLUTE-SCALE METRICS			RELATIVE-SCALE METRICS						MKT CAP $millions	DAYS2TR	EPS REPORT DATE
								ABS DCOORD	TECH OUTLK	FUNDA OUTLK	REL DCOORD	rPSCORE	VTCAVG	VSCORE	TSCORE	CSCORE			
Sweetgreen Inc	4	SG	18.24	0.00	1.80	1.73	2.18	1	-0.36	2.14	4	1.35	0.67	-0.22	-0.14	2.37	1,998	1.30	20221108
Rivian Automotv	4	RIVN	33.48	0.00	1.79	1.73	1.85	1	-0.36	1.67	2	1.11	0.99	1.16	-0.14	1.94	30,674	0.05	20221109
Amer Equity Inv	7	AEL	42.51	0.80	1.72	1.73	2.03	1	-0.63	1.71	4	1.35	0.58	-0.04	-0.42	1.96	3,725	1.77	20221107
Blackstn Scr Ld	7	BXSL	23.36	10.27	1.72	1.73	2.03	1	-0.35	1.71	4	1.35	0.38	-0.80	-0.14	1.96	3,861	1.77	20221110
Unity Software	8	U	28.93	0.00	1.63	1.73	2.03	1	-0.35	2.18	4	1.24	0.10	-0.74	-0.14	2.25	8,693	0.11	20221109
Masonite Int Cp	3	DOOR	72.71	0.00	1.74	1.70	1.19	1	-0.36	1.67	2	1.26	1.23	1.38	-0.14	1.96	1,619	2.33	20221107
Everbridge Inc	8	EVBG	32.25	0.00	1.62	1.70	1.28	1	-0.35	1.75	2	1.06	0.37	0.09	-0.14	1.95	1,281	1.67	20221108
Emergent Biosol	6	EBS	20.92	0.00	1.55	1.70	1.26	1	-0.36	1.67	2	1.24	0.94	1.20	-0.14	1.78	1,043	1.98	20221108
Ligand Pharma-B	6	LGND	84.61	0.00	1.54	1.70	1.26	1	-0.36	1.71	2	0.87	0.55	0.02	-0.14	1.78	1,428	2.30	20221107
Agenus Inc	6	AGEN	2.51	0.00	1.54	1.70	1.26	1	-0.65	1.71	2	0.87	0.48	0.08	-0.43	1.78	711	2.20	20221108
Amc Entertainmt	9	AMC	6.15	0.00	1.77	1.67	0.30	1	1.27	2.22	3	1.22	0.72	-0.36	1.33	2.55	3,178	0.19	20221108
Dillards Inc-A	4	DDS	331.69	0.24	1.77	1.67	0.37	1	-0.21	1.75	3	0.64	0.49	-0.46	0.00	1.94	5,684	0.57	20221110
Ziprecruitr Inc	9	ZIP	17.15	0.00	1.75	1.67	0.30	1	1.27	1.75	3	0.58	0.43	-0.92	1.33	2.21	2,038	2.44	20221109
Legalzoom.Com	3	LZ	9.19	0.00	1.71	1.67	0.32	1	1.36	2.22	3	0.30	0.86	-0.54	1.57	2.26	1,788	1.98	20221110
Tpg Inc	7	TPG	31.72	4.92	1.67	1.67	0.34	1	1.05	1.71	3	0.09	0.59	-1.28	1.26	1.96	9,793	2.18	20221109
Hf Sinclair Cp	1	DINO	62.04	2.58	1.60	1.67	0.36	1	-0.24	1.75	3	1.50	0.52	-0.36	0.00	1.54	13,453	0.23	20221107
Golar Lng Ltd	1	GLNG	27.31	0.00	1.59	1.67	0.16	1	1.70	2.18	1	1.37	1.34	0.75	1.94	1.77	2,956	0.77	20221108
Adtran Holdings	8	ADTN	22.66	1.59	1.59	1.67	0.34	1	-0.21	1.71	3	0.14	-0.01	-0.99	0.00	1.95	1,117	2.13	20221107
Atlantica Sustn	1	AY	28.00	6.36	1.57	1.67	0.16	1	-0.08	1.71	1	0.97	1.07	0.82	0.16	1.54	3,147	2.04	20221109
Perion Network	8	PERI	22.63	0.00	1.55	1.67	0.16	1	-0.21	1.71	1	-0.96	0.56	0.42	0.00	1.95	1,005	2.41	20221108

Date: 11-01-2022

ON THE RADAR - 20 of the most attractive names independent of sector grouping

SECTOR CODES: 1-Energy, 2-Materials, 3-Industrials, 4-Consumer Discretionary, 5-Consumer Staples, 6-I

SECTOR CODES: 7-Financials, 8-Information Technology, 9-Communication Services, 10-Utilities, 11-Real

COMPANY	SECTOR	TICKER	PRICE	YIELD	iPSCORE	XSEC iPSCORE	Behavioral Preference Factor	INDUSTRY GROUP
Sweetgreen Inc	4	SG	18.24	0.00	1.80	1.73	2.18	RETAIL-FOOD & RESTAURANTS
Rivian Automotv	4	RIVN	33.48	0.00	1.79	1.73	1.85	AUTO MFRS-DOMESTIC
Amer Equity Inv	7	AEL	42.51	0.80	1.72	1.73	2.03	INSURANCE-LIFE
Blackstn Scr Ld	7	BXSL	23.36	10.27	1.72	1.73	2.03	FINANCE-SBIC & COMMRCL
Unity Software	8	U	28.93	0.00	1.63	1.73	2.03	INTERNET SOFTWARE
Masonite Int Cp	3	DOOR	72.71	0.00	1.74	1.70	1.19	BLDG PROD-WOOD
Everbridge Inc	8	EVBG	32.25	0.00	1.62	1.70	1.28	INTERNET SOFTWARE
Emergent Biosol	6	EBS	20.92	0.00	1.55	1.70	1.26	MEDICAL-BIOMED/GENETICS
Ligand Pharma-B	6	LGND	84.61	0.00	1.54	1.70	1.26	MEDICAL-BIOMED/GENETICS
Agenus Inc	6	AGEN	2.51	0.00	1.54	1.70	1.26	MEDICAL-BIOMED/GENETICS
Amc Entertainmt	9	AMC	6.15	0.00	1.77	1.67	0.30	LEISURE & RECREATION SVCS
Dillards Inc-A	4	DDS	331.69	0.24	1.77	1.67	0.37	RETAIL-REGNL DEPT STRS
Ziprecruitr Inc	9	ZIP	17.15	0.00	1.75	1.67	0.30	BUSINESS SERVICES
Legalzoom.Com	3	LZ	9.19	0.00	1.71	1.67	0.32	INDUSTRIAL SERVICES
Tpg Inc	7	TPG	31.72	4.92	1.67	1.67	0.34	FINANCE-INVESTMENT MGMT
Hf Sinclair Cp	1	DINO	62.04	2.58	1.60	1.67	0.36	OTHER ALT ENERGY
Golar Lng Ltd	1	GLNG	27.31	0.00	1.59	1.67	0.16	TRANSPORTATION-SHIP
Adtran Holdings	8	ADTN	22.66	1.59	1.59	1.67	0.34	TECHNOLOGY SERVICES
Atlantica Sustn	1	AY	28.00	6.36	1.57	1.67	0.16	OTHER ALT ENERGY
Perion Network	8	PERI	22.63	0.00	1.55	1.67	0.16	INTERNET CONTENT

Date: 11-01-2022

Alphabetical lising of ALL Companies

SECTOR CODES: 1-Energy, 2-Materials, 3-Industrials, 4-Consumer Discretionary, 5-Consumer Staples, 6-Healthcare

SECTOR CODES: 7-Financials, 8-Information Technology, 9-Communication Services, 10-Utilities, 11-Real Estate

COMPANY	SECTOR	TICKER	PRICE	YIELD	iPSCORE	XSEC iPSCORE	ABSOLUTE-SCALE METRICS			RELATIVE-SCALE METRICS						MKT CAP	DAYS2TR	EPS REPORT DATE
							ABS DCOORD	TECH OUTLK	FUNDA OUTLK	REL DCOORD	rPSCORE	VTCAVG	VSCORE	TSCORE	CSCORE			
3D Systems Corp	8	DDD	8.96	0.00	0.52	0.60	6	-0.35	-0.59	2	0.60	-0.01	0.11	-0.14	0.00	1,167	2.86	20221108
89Bio Inc	6	ETNB	9.48	0.00	1.07	1.18	3	1.08	1.23	1	-0.41	1.03	0.35	1.29	1.43	193	2.72	20221110
Aaon Inc	3	AAON	65.00	0.58	-0.25	-0.36	10	-0.21	-0.75	5	-2.18	0.12	0.71	0.00	-0.60	3,455	2.75	20221107
Abcellara Biolg	6	ABCL	11.50	0.00	1.47	1.62	1	-0.22	2.22	1	-1.14	0.71	0.07	0.00	2.05	3,279	1.36	20221108
Actinium Pharma	6	ATNM	13.25	0.00	0.45	0.54	6	-0.22	-0.55	3	-0.04	-0.54	-1.62	0.00	0.00	334	2.51	20221111
Activision Blzd	9	ATVI	73.31	0.64	1.26	1.18	3	1.27	1.19	1	-0.72	1.11	0.71	1.33	1.79	57,351	0.06	20221107
Acv Auctions	3	ACVA	9.04	0.00	-0.97	-1.15	14	-1.65	-0.51	4	1.07	-0.55	-0.53	-1.43	0.00	1,425	2.55	20221109
Adapthealth Cp	6	AHCO	22.95	0.00	-0.39	-0.30	10	-0.65	-0.75	6	-0.04	-0.31	0.06	-0.43	-0.55	3,082	1.40	20221108
Adidas Ag-Adr	4	ADDYY	48.95	2.53	0.37	0.52	6	1.36	-0.59	5	-1.78	0.64	1.96	1.57	-1.61	19,097	1.52	20221109
Adtran Holdings	8	ADTN	22.66	1.59	1.59	1.67	1	-0.21	1.71	3	0.14	-0.01	-0.99	0.00	1.95	1,117	2.13	20221107
Aegon N V	7	AEG	4.59	4.06	-1.56	-1.67	16	0.07	-1.07	5	-2.00	0.07	0.59	0.28	-0.60	12,279	1.77	20221110
Affil Managers	7	AMG	126.57	0.03	-1.48	-1.64	16	-1.61	-1.46	8	0.01	-0.80	-0.03	-1.40	-1.13	4,838	0.73	20221107
Affirm Holdings	8	AFRM	19.46	0.00	0.52	0.60	6	-0.35	-0.59	2	0.60	0.09	0.37	-0.14	0.00	5,625	0.12	20221108
Agenus Inc	6	AGEN	2.51	0.00	1.54	1.70	1	-0.65	1.71	2	0.87	0.48	0.08	-0.43	1.78	711	2.20	20221108
Akamai Tech	8	AKAM	88.10	0.00	-1.19	-1.18	14	-1.33	-0.43	4	1.24	-0.52	-0.17	-1.12	0.00	14,004	0.22	20221108
Akero Therp Inc	6	AKRO	43.36	0.00	1.10	1.23	3	-0.22	0.76	3	0.51	0.11	-0.69	0.00	1.02	1,629	0.96	20221111
Akous Inc	6	AKUS	13.13	0.00	1.12	1.26	3	-0.65	1.23	2	0.87	0.44	0.32	-0.43	1.43	485	1.44	20221111
Alarm.Com Hldgs	8	ALRM	58.74	0.00	0.46	0.52	6	1.61	-0.55	1	-0.96	0.79	0.16	1.82	0.00	2,922	1.90	20221108
Alcon Inc	6	ALC	60.47	0.00	0.41	0.52	6	1.37	-0.51	1	-1.14	0.56	0.10	1.58	0.00	29,636	0.47	20221108
Allete Inc	10	ALE	56.15	4.63	-1.47	-1.18	14	-1.43	-0.27	2	0.86	-0.48	0.32	-2.55	0.00	3,205	1.14	20221109
Alliant Engy Cp	10	LNT	52.63	3.25	-0.63	-0.32	10	1.73	-1.22	7	-0.49	-0.11	-0.02	0.60	-1.02	13,206	0.23	20221107
Alpha Metal Rsc	2	AMR	166.59	0.94	1.50	1.23	3	1.47	1.23	3	0.37	1.08	-0.04	1.54	1.75	2,886	0.50	20221107
Altimmune Inc	6	ALT	12.51	0.00	-0.14	-0.05	9	-0.50	-0.39	4	1.06	-0.51	-1.26	-0.29	0.00	613	1.69	20221108
Ambac Finl Grp	7	AMBC	13.90	0.00	0.03	-0.05	9	-0.91	-0.31	4	0.93	-0.44	-0.70	-0.70	0.00	625	2.93	20221108
Amc Entertainmt	9	AMC	6.15	0.00	1.77	1.67	1	1.27	2.22	3	1.22	0.72	-0.36	1.33	2.55	3,178	0.19	20221108
Amdocs Ltd	8	DOX	84.67	1.87	1.18	1.18	3	-0.21	1.19	3	0.69	0.27	-0.12	0.00	1.58	11,101	0.52	20221108
Amer Equity Inv	7	AEL	42.51	0.80	1.72	1.73	1	-0.63	1.71	4	1.35	0.58	-0.04	-0.42	1.96	3,725	1.77	20221107
Amer States Wtr	10	AWR	88.04	1.81	-0.66	-0.32	10	1.58	-0.83	7	-1.08	-0.86	-1.66	0.45	-0.55	3,254	1.33	20221107
Amerco Inc	3	UHAL	566.93	0.00	-0.98	-1.15	14	-1.50	-0.35	2	0.78	0.10	0.87	-1.29	0.00	11,117	0.78	20221109
Amicus Therapt	6	FOLD	10.36	0.00	-0.16	-0.10	9	1.22	-0.51	3	0.51	0.18	-0.90	1.44	0.00	2,906	0.96	20221107
Amylyx Pharma	6	AMLX	35.87	0.00	-0.40	-0.36	10	1.08	-1.07	7	-0.50	0.16	-0.27	1.29	-0.55	2,376	0.51	20221110
Amyris Inc	2	AMRS	2.94	0.00	0.85	0.60	6	-0.35	-0.59	2	1.09	-0.06	0.11	-0.28	0.00	951	1.86	20221108
Apartment Invt	11	AIV	7.94	0.00	-0.68	-0.98	13	1.06	-1.26	5	-0.58	0.43	1.32	1.00	-1.03	1,207	1.58	20221108
Apellis Pharma	6	APLS	60.66	0.00	-1.06	-1.03	13	0.79	-1.50	7	-1.23	-0.21	-0.61	1.01	-1.02	6,664	0.42	20221107
Apple Hosp Reit	11	APLE	17.19	5.58	-0.84	-1.15	14	-0.94	-0.27	4	0.70	-0.60	-0.81	-1.00	0.00	3,934	0.84	20221107
Applovin Corp	8	APP	17.12	0.00	-0.43	-0.36	10	1.33	-1.07	5	-1.61	0.63	0.33	1.54	-0.60	6,434	0.75	20221109
Arcelor Mittal	2	MT	22.66	1.43	-0.97	-1.18	14	-1.33	-0.59	4	0.55	-0.62	-0.61	-1.26	0.00	21,251	0.38	20221110

Date: 11-01-2022

Alphabetical lising of ALL Companies

SECTOR CODES: 1-Energy, 2-Materials, 3-Industrials, 4-Consumer Discretionary, 5-Consumer Staples, 6-Healthcare

SECTOR CODES: 7-Financials, 8-Information Technology, 9-Communication Services, 10-Utilities, 11-Real Estate

COMPANY	SECTOR	TICKER	PRICE	YIELD	iPSCORE	XSEC iPSCORE	ABSOLUTE-SCALE METRICS			RELATIVE-SCALE METRICS						MKT CAP	DAYS2TR	EPS REPORT DATE
							ABS DCOORD	TECH OUTLK	FUNDA OUTLK	REL DCOORD	rPSCORE	VTCAVG	VSCORE	TSCORE	CSCORE			
Archaea Energy	1	LFG	25.74	0.00	0.57	0.54	6	-0.24	0.20	3	0.77	-0.31	-1.18	0.00	0.47	3,081	0.21	20221110
Arcutis Biother	6	ARQT	18.21	0.00	0.47	0.52	6	-0.07	-0.51	3	0.51	-0.08	-0.38	0.14	0.00	939	2.10	20221108
Array Tech Inc	3	ARRY	18.43	0.00	-0.25	-0.34	10	-0.21	-1.34	7	-2.27	-0.61	-0.53	0.00	-1.13	2,771	0.50	20221108
Ashland Global	2	ASH	104.79	1.28	-0.27	-0.50	11	-1.05	0.72	2	1.09	0.10	0.04	-0.98	1.25	5,673	0.76	20221107
Assured Guarnty	7	AGO	59.26	1.69	-1.02	-1.15	14	-1.47	-0.31	4	0.93	-0.58	-0.65	-1.26	0.00	3,671	1.44	20221107
Astrazeneca Plc	6	AZN	59.85	1.52	-1.67	-1.69	16	0.36	-0.83	7	-0.50	-0.06	-0.19	0.58	-0.55	185,466	0.07	20221110
Atlantica Sustn	1	AY	28.00	6.36	1.57	1.67	1	-0.08	1.71	1	0.97	1.07	0.82	0.16	1.54	3,147	2.04	20221109
Atmos Energy Cp	10	ATO	106.27	2.56	-0.66	-0.32	10	1.73	-1.22	7	-1.08	-0.56	-0.90	0.60	-1.02	14,866	0.29	20221109
Aurora Cannabis	6	ACB	1.35	0.00	-1.65	-1.64	16	-1.65	-0.79	6	-0.04	-0.49	0.52	-1.44	-0.55	406	1.22	20221110
Avid Tech Inc	8	AVID	27.69	0.00	-0.54	-0.50	11	-1.33	1.15	4	1.24	-0.18	-0.12	-1.12	1.58	1,236	2.78	20221108
Axon Enterprise	3	AXON	147.59	0.00	-0.25	-0.34	10	-0.21	-1.03	7	-2.27	-0.43	-0.53	0.00	-0.60	10,490	0.35	20221108
Axsome Therptcs	6	AXSM	48.87	0.00	-0.99	-0.93	13	-0.50	-1.54	8	0.78	-0.94	-1.50	-0.29	-1.02	1,902	0.41	20221107
Azenta Inc	6	AZTA	45.65	0.22	0.44	0.52	6	1.65	-0.55	1	-0.41	1.60	2.93	1.87	0.00	3,425	0.56	20221109
Azul Sa	3	AZUL	9.56	0.00	-1.02	-1.20	14	0.07	-0.59	3	-0.36	-0.31	-0.84	0.29	0.00	4,024	1.58	20221110
B&G Foods Cl-A	5	BGS	16.20	11.73	0.72	0.52	6	1.36	-0.55	1	0.12	0.62	0.38	1.29	0.00	1,161	1.36	20221109
Banco Sant-Ads	7	BSBR	5.70	5.80	0.58	0.52	6	-0.07	-0.51	1	-1.08	0.23	0.53	0.14	0.00	21,281	2.35	20221109
Bayer A G -Adr	6	BAYRY	13.27	2.65	0.23	0.30	7	0.36	1.63	1	-0.41	0.88	0.30	0.58	1.78	52,147	1.80	20221108
Beauty Hlth Co	5	SKIN	11.21	0.00	-0.08	-0.30	10	-0.36	-0.75	8	-0.15	-0.90	-1.63	-0.43	-0.52	1,691	1.48	20221108
Becton Dickinso	6	BDX	233.88	1.49	1.12	1.18	3	1.65	1.15	3	0.97	1.10	-0.01	1.87	1.43	66,701	0.08	20221110
Bentley Systems	8	BSY	34.20	0.35	-0.41	-0.34	10	-0.07	-1.26	7	-1.06	-0.61	-1.10	0.14	-1.13	9,466	1.06	20221108
Beyond Meat Inc	5	BYND	15.32	0.00	1.74	1.62	1	1.36	2.18	3	0.75	0.89	-0.19	1.29	1.93	975	0.54	20221109
Biohaven Ltd	6	BHVN	16.76	0.00	-0.43	-0.36	10	-0.07	-0.99	7	-1.23	-0.38	-0.74	0.14	-0.55	1,201	0.49	20221108
Biontech Se	6	BNTX	144.08	0.00	-1.27	-1.25	14	0.07	-0.55	1	-1.14	0.31	0.63	0.29	0.00	34,966	0.22	20221107
Blackstn Scr Ld	7	BXSL	23.36	10.27	1.72	1.73	1	-0.35	1.71	4	1.35	0.38	-0.80	-0.14	1.96	3,861	1.77	20221110
Blink Charging	3	BLNK	14.46	0.00	-0.25	-0.32	10	1.65	-1.54	7	-2.27	-0.27	-0.70	1.86	-1.13	618	1.64	20221108
Blue Apron Hldg	5	APRN	2.38	0.00	0.32	0.08	8	0.50	1.27	1	0.12	0.62	0.31	0.43	1.35	83	1.92	20221107
Brf-Brasil Food	5	BRFS	2.44	0.00	0.76	0.52	6	-0.07	-0.59	2	1.29	0.15	0.54	-0.14	0.00	1,973	2.75	20221109
Brighthouse Fin	7	BHF	57.71	0.00	-0.32	-0.39	10	-0.21	-1.34	5	-2.42	-0.31	0.27	0.00	-1.13	4,145	0.81	20221107
Brookdale Senr	6	BKD	4.41	0.00	-0.43	-0.34	10	-0.07	-1.46	7	-1.23	-0.34	-0.12	0.14	-1.02	824	2.09	20221107
Brp Group Inc	7	BRP	28.64	0.00	-0.85	-0.93	13	-0.49	-1.42	8	0.01	-0.50	-0.05	-0.28	-1.13	3,300	2.64	20221107
Btrs Holdings	8	BTRS	9.42	0.00	1.16	1.23	3	-0.21	1.19	3	0.14	-0.19	-1.25	0.00	1.58	1,539	1.21	20221109
Builders Firsts	3	BLDR	61.58	0.00	-0.34	-0.50	11	-1.65	0.76	4	1.45	0.01	-0.12	-1.43	1.13	9,611	0.21	20221108
Bumble Inc	9	BMBL	25.09	0.00	-1.58	-1.59	16	-1.53	-1.07	8	0.90	-1.11	-0.86	-1.47	-0.68	3,251	0.60	20221109
Bwx Technolgs	3	BWXT	57.63	1.53	1.25	1.18	3	-0.21	0.68	1	-0.94	0.48	0.24	0.00	1.13	5,255	0.96	20221107
Cabot Corp	2	CBT	73.29	2.02	-0.12	-0.34	10	-0.21	-1.42	6	-0.79	-0.40	0.20	-0.14	-1.25	4,126	1.09	20221107
Cactus Inc-A	1	WHD	51.00	0.86	0.35	0.41	7	-1.21	1.75	2	0.51	0.73	0.35	-0.97	1.54	3,861	1.11	20221107
Cannae Holdings	7	CNNE	23.40	0.00	-1.02	-1.15	14	-1.05	-0.59	4	0.93	-0.60	-1.01	-0.84	0.00	1,875	2.34	20221109

Date: 11-01-2022

Alphabetical lising of ALL Companies

SECTOR CODES: 1-Energy, 2-Materials, 3-Industrials, 4-Consumer Discretionary, 5-Consumer Staples, 6-Healthcare

SECTOR CODES: 7-Financials, 8-Information Technology, 9-Communication Services, 10-Utilities, 11-Real Estate

COMPANY	SECTOR	TICKER	PRICE	YIELD	iPSCORE	XSEC iPSCORE	ABSOLUTE-SCALE METRICS			RELATIVE-SCALE METRICS						MKT CAP	DAYS2TR	EPS REPORT DATE
							ABS DCOORD	TECH OUTLK	FUNDA OUTLK	REL DCOORD	rPSCORE	VTCAVG	VSCORE	TSCORE	CSCORE			
Cano Health	6	CANO	3.33	0.00	-0.87	-0.81	12	0.50	-0.59	5	-1.78	0.19	0.32	0.72	-0.48	1,613	0.51	20221109
Canoo Inc	4	GOEV	1.37	0.00	1.21	1.18	3	1.36	1.27	1	-0.30	1.21	0.65	1.57	1.40	374	2.05	20221109
Canopy Growth	6	CGC	3.49	0.00	-1.65	-1.64	16	-1.37	-0.91	6	-0.04	-0.50	0.19	-1.15	-0.55	1,676	0.35	20221109
Capri Holdings	4	CPRI	46.50	0.00	0.19	0.30	7	0.07	2.10	1	-0.30	1.14	0.77	0.29	2.37	6,641	0.34	20221109
Caretrust Reit	11	CTRE	18.56	5.93	0.43	0.12	8	0.81	1.19	3	0.48	0.39	-1.03	0.75	1.44	1,801	2.52	20221108
Cargurus Inc	9	CARG	15.17	0.00	0.59	0.52	6	1.27	-0.11	1	-0.72	0.95	0.63	1.33	0.68	1,801	1.25	20221108
Carlyle Grp Inc	7	CG	28.35	4.59	-0.22	-0.32	10	-0.35	-1.50	8	0.01	-0.45	-0.01	-0.14	-1.13	10,244	0.31	20221108
Cassava Science	6	SAVA	35.96	0.00	0.47	0.60	6	-0.65	-0.55	2	0.42	-0.10	0.14	-0.43	0.00	1,442	0.58	20221109
Catalyst Pharma	6	CPRX	13.98	0.00	1.10	1.18	3	-0.22	1.23	3	0.51	0.37	-0.33	0.00	1.43	1,437	1.12	20221109
Celldex Therapt	6	CLDX	35.35	0.00	-0.43	-0.34	10	-0.22	-0.91	7	-1.23	-0.65	-1.40	0.00	-0.55	1,653	1.68	20221108
Celsius Holding	5	CELH	90.56	0.00	0.96	0.85	5	-0.50	1.27	4	1.11	-0.44	-1.49	-0.57	1.35	6,850	0.30	20221110
Century Alum Co	2	CENX	7.30	0.00	-1.54	-1.67	16	0.35	-1.50	7	-2.59	-0.30	-0.08	0.42	-1.25	667	1.50	20221107
Cerevel Therps	6	CERE	29.32	0.00	-1.71	-1.69	16	0.22	-0.87	5	-1.78	-0.03	0.03	0.43	-0.55	4,354	1.59	20221108
Channeladvisor	8	ECOM	23.04	0.00	0.52	0.52	6	1.05	-0.39	3	0.69	0.42	-0.22	1.26	0.00	662	2.61	20221108
Choice Htl Intl	4	CHH	130.38	0.73	-0.78	-0.47	11	-1.50	1.23	2	0.64	0.20	0.49	-1.29	1.40	7,273	0.40	20221107
Clarivate Anlyt	3	CLVT	10.44	0.00	-0.25	-0.32	10	1.65	-1.46	5	-2.18	0.10	0.15	1.86	-1.13	7,021	0.31	20221108
Clean Egy Fuels	1	CLNE	6.70	0.00	-1.55	-1.59	16	-1.21	-1.54	8	-1.81	-1.03	-1.18	-0.97	-0.89	1,493	1.21	20221108
Clover Health	6	CLOV	1.59	0.00	0.49	0.60	6	-0.36	-0.55	2	0.87	0.34	1.15	-0.14	0.00	759	2.14	20221107
Cnh Industrial	4	CNHI	12.88	0.00	-0.78	-0.50	11	-1.36	0.72	2	0.64	0.48	1.81	-1.14	0.75	17,466	0.46	20221108
Coeur Mining	2	CDE	3.93	0.00	-0.97	-1.18	14	-1.05	-0.59	4	0.55	-0.36	-0.09	-0.98	0.00	1,104	1.30	20221109
Coherent Corp	8	COHR	34.40	0.00	0.46	0.52	6	1.33	-0.35	1	-0.96	0.97	0.87	1.54	0.00	4,760	0.57	20221109
Compass Inc	8	COMP	2.55	0.00	0.52	0.52	6	1.33	-0.08	3	0.69	0.68	-0.15	1.54	0.60	1,102	2.83	20221110
Constellatn Egy	10	CEG	95.52	0.59	1.42	1.67	1	-0.23	2.22	4	0.11	-0.03	-0.41	-1.35	2.05	31,220	0.14	20221108
Contextlogic	4	WISH	0.76	0.00	1.21	1.18	3	1.36	1.19	1	-0.30	1.68	2.08	1.57	1.40	511	1.82	20221109
Coty Inc	5	COTY	6.89	0.00	-0.12	-0.36	10	1.64	-1.34	5	-1.31	0.43	0.22	1.57	-0.97	5,781	0.62	20221108
Coupang Inc	4	CPNG	17.24	0.00	0.78	0.82	5	-0.50	1.27	4	1.35	0.10	-0.82	-0.29	1.40	30,458	0.20	20221109
Cti Biopharma	6	CTIC	5.21	0.00	-0.99	-0.98	13	-0.50	-1.54	8	0.78	-0.52	-0.24	-0.29	-1.02	596	1.29	20221107
Cytek Biosci	6	CTKB	15.51	0.00	-0.43	-0.34	10	-0.22	-0.79	7	-1.23	-0.26	-0.23	0.00	-0.55	2,088	2.94	20221109
D R Horton Inc	4	DHI	77.37	1.16	-1.63	-1.18	14	-1.07	-0.51	6	-1.00	-0.38	0.59	-0.86	-0.86	26,885	0.11	20221109
Danaos Corp	3	DAC	59.52	5.04	0.67	0.56	6	1.65	-0.51	3	0.30	0.36	-0.11	1.86	0.00	1,233	2.38	20221107
Darling Ingrdnt	5	DAR	79.11	0.00	1.38	1.18	3	-0.21	1.23	4	1.73	-0.06	-0.79	-0.29	1.35	12,687	0.21	20221108
Delek Us Hldgs	1	DK	30.50	2.62	-0.30	-0.34	10	-0.24	-0.87	7	-0.55	-0.37	-0.35	0.00	-0.47	2,167	0.65	20221107
Deutsche Telekm	9	DTEGY	19.25	3.45	0.44	0.38	7	-1.00	1.67	4	1.44	-0.42	-0.57	-0.93	2.21	91,658	2.54	20221111
Dht Holdings	1	DHT	9.11	1.76	1.18	1.23	3	-0.24	1.27	3	1.17	0.17	-0.86	0.00	1.24	1,556	1.16	20221107
Diamond Offshor	1	DO	9.72	0.00	-0.27	-0.27	10	-0.73	-1.22	6	-0.02	-0.01	0.97	-0.49	-0.89	985	2.41	20221107
Diamondback Egy	1	FANG	158.63	1.89	0.55	0.52	6	-0.24	-0.27	1	0.51	0.41	0.93	0.00	0.00	27,513	0.07	20221107
Dice Therapeut	6	DICE	37.25	0.00	-0.36	-0.32	10	-0.65	-1.38	8	0.78	-0.55	-0.20	-0.43	-1.02	1,423	0.36	20221111

Date: 11-01-2022

Alphabetical lising of ALL Companies

SECTOR CODES: 1-Energy, 2-Materials, 3-Industrials, 4-Consumer Discretionary, 5-Consumer Staples, 6-Healthcare

SECTOR CODES: 7-Financials, 8-Information Technology, 9-Communication Services, 10-Utilities, 11-Real Estate

COMPANY	SECTOR	TICKER	PRICE	YIELD	iPSCORE	XSEC iPSCORE	ABSOLUTE-SCALE METRICS			RELATIVE-SCALE METRICS						MKT CAP	DAYS2TR	EPS REPORT DATE
							ABS DCOORD	TECH OUTLK	FUNDA OUTLK	REL DCOORD	rPSCORE	VTCAVG	VSCORE	TSCORE	CSCORE			
Digi Intl Inc	8	DGII	37.91	0.00	0.50	0.56	6	-0.21	-0.35	3	0.14	-0.26	-0.66	0.00	0.00	1,330	1.53	20221110
Digital Turbine	8	APPS	14.76	0.00	0.54	0.60	6	-0.35	-0.59	4	1.24	-0.08	-0.07	-0.14	0.00	1,459	0.65	20221109
Digitalocn Hld	8	DOCN	35.28	0.00	0.50	0.56	6	-0.07	-0.59	3	0.14	-0.24	-0.74	0.14	0.00	3,420	0.62	20221107
Dillards Inc-A	4	DDS	331.69	0.24	1.77	1.67	1	-0.21	1.75	3	0.64	0.49	-0.46	0.00	1.94	5,684	0.57	20221110
Diodes Inc	8	DIOD	72.09	0.00	0.30	0.41	7	-1.33	1.67	2	0.60	-0.02	0.10	-1.12	1.95	3,279	1.17	20221107
Disney Walt	9	DIS	106.00	0.00	-1.66	-1.69	16	0.07	-0.99	5	-1.58	0.12	0.30	0.13	-0.68	193,244	0.03	20221108
Doublevrfy Hldg	8	DV	28.89	0.00	1.16	1.23	3	-0.21	1.19	3	0.14	-0.20	-1.30	0.00	1.58	4,750	0.68	20221108
Doximity Inc	6	DOCS	26.23	0.00	-0.40	-0.32	10	1.65	-1.42	7	-0.50	0.05	-0.68	1.87	-1.02	5,075	0.52	20221110
Duolingo Inc	4	DUOL	81.23	0.00	-1.02	-0.71	12	-0.79	-0.31	8	0.96	-0.71	-0.69	-0.57	-0.86	3,220	0.82	20221110
Dupont De Nemrs	2	DD	58.70	2.25	-0.95	-1.16	14	-1.33	0.08	2	1.09	-0.17	0.08	-1.26	0.67	29,403	0.15	20221108
Dutch Bros Inc	4	BROS	35.37	0.00	-2.20	-1.69	16	0.36	-0.99	5	-2.17	-0.33	0.16	0.57	-1.72	1,399	0.61	20221109
Ecopetrol- Adr	1	EC	10.19	14.32	-1.07	-1.15	14	-1.54	-0.39	2	-0.02	0.28	0.95	-1.30	0.00	20,949	1.52	20221108
Edgewell Persnl	5	EPC	39.39	1.52	-0.06	-0.39	10	-0.21	-1.46	6	0.57	-0.18	0.46	-0.29	-0.97	2,041	1.33	20221110
Elanco Animal	6	ELAN	13.28	0.00	0.41	0.52	6	1.37	-0.51	1	-1.14	0.55	0.08	1.58	0.00	6,296	0.28	20221108
Ellington Finl	7	EFC	13.11	13.73	-0.22	-0.27	10	-0.35	-0.87	8	0.01	-0.59	-0.92	-0.14	-0.60	787	2.53	20221107
Embraer Air-Adr	3	ERJ	10.70	0.00	-0.36	-0.47	11	-1.65	1.27	2	0.78	0.23	0.06	-1.43	1.58	1,965	1.91	20221111
Emergent Biosol	6	EBS	20.92	0.00	1.55	1.70	1	-0.36	1.67	2	1.24	0.94	1.20	-0.14	1.78	1,043	1.98	20221108
Endeavor Group	9	EDR	21.96	0.00	-0.25	-0.27	10	-0.33	-0.99	8	0.90	-0.64	-1.01	-0.27	-0.68	15,475	0.92	20221110
Energy Fuels	2	UUUU	7.01	0.00	-0.97	-1.15	14	-1.33	-0.43	4	0.55	-0.44	-0.07	-1.26	0.00	1,105	1.73	20221107
Enersys Inc	3	ENS	67.28	1.04	-1.44	-1.64	16	-1.07	-0.87	6	-0.36	-0.34	0.12	-0.86	-0.60	2,735	1.56	20221109
Envestnet Inc	8	ENV	49.74	0.00	-1.22	-1.16	14	-1.61	-0.08	2	0.60	-0.31	0.32	-1.40	0.60	2,745	1.96	20221108
Eqrx Inc	6	EQRX	5.30	0.00	0.41	0.52	6	-0.22	-0.31	1	-1.14	0.28	0.84	0.00	0.00	2,375	2.60	20221110
Essential Utils	10	WTRG	44.14	2.60	0.33	0.56	6	1.73	-0.27	3	0.86	-0.09	-0.47	0.60	0.00	11,572	0.45	20221107
Establshmt Labs	6	ESTA	56.87	0.00	-0.47	-0.36	10	-0.07	-1.54	5	-2.42	-0.28	0.04	0.14	-1.02	1,376	1.37	20221107
Everbridge Inc	8	EVBG	32.25	0.00	1.62	1.70	1	-0.35	1.75	2	1.06	0.37	0.09	-0.14	1.95	1,281	1.67	20221108
Everi Holdings	4	EVRI	19.13	0.00	-1.55	-1.16	14	-1.07	0.16	2	0.64	-0.15	0.41	-0.86	0.00	1,719	2.55	20221108
Excelerate Egy	1	EE	26.82	0.37	1.17	1.29	3	-0.73	1.27	2	0.97	0.95	0.79	-0.49	1.48	2,904	2.17	20221109
Expeditors Intl	3	EXPD	98.84	1.36	-1.42	-1.64	16	-1.36	-0.87	6	0.30	0.10	1.24	-1.14	-0.60	16,581	0.20	20221108
Fabrinet	8	FN	116.27	0.00	0.50	0.56	6	-0.21	-0.35	3	0.14	-0.33	-0.83	0.00	0.00	4,254	1.10	20221107
Fair Isaac Inc	8	FICO	476.12	0.00	0.50	0.52	6	-0.21	-0.35	3	0.14	-0.32	-0.80	0.00	0.00	12,023	0.23	20221109
Fibrogen Inc	6	FGEN	17.43	0.00	-0.43	-0.39	10	-0.22	-1.38	7	-1.23	-0.45	-0.32	0.00	-1.02	1,634	1.43	20221107
Figs Inc	6	FIGS	7.13	0.00	0.44	0.52	6	1.37	0.08	1	-0.41	0.84	0.40	1.58	0.55	1,179	0.97	20221110
Five9 Inc	8	FIVN	59.85	0.00	1.55	1.62	1	1.33	1.67	1	-0.96	1.03	0.07	1.54	1.95	4,196	0.24	20221107
Fiverr Intl Ltd	4	FVRR	30.75	0.00	1.26	1.29	3	-0.36	1.27	2	0.64	0.49	0.21	-0.14	1.40	1,130	1.49	20221109
Flowers Foods	5	FLO	28.57	3.08	-0.28	-0.58	11	0.64	1.19	3	0.03	0.35	-0.53	0.57	1.35	6,052	0.70	20221110
Flyware Corp	8	FLYW	21.24	0.00	-0.41	-0.34	10	-0.07	-1.07	7	-1.06	-0.33	-0.66	0.14	-0.60	2,300	1.68	20221108
Fnf Group	7	FNF	40.14	4.38	-1.50	-1.64	16	-1.61	-1.03	6	-0.58	-0.57	0.07	-1.40	-0.60	11,091	0.42	20221108

Date: 11-01-2022

Alphabetical lising of ALL Companies

SECTOR CODES: 1-Energy, 2-Materials, 3-Industrials, 4-Consumer Discretionary, 5-Consumer Staples, 6-Healthcare

SECTOR CODES: 7-Financials, 8-Information Technology, 9-Communication Services, 10-Utilities, 11-Real Estate

COMPANY	SECTOR	TICKER	PRICE	YIELD	iPSCORE	XSEC iPSCORE	ABSOLUTE-SCALE METRICS			RELATIVE-SCALE METRICS						MKT CAP	DAYS2TR	EPS REPORT DATE
							ABS DCOORD	TECH OUTLK	FUNDA OUTLK	REL DCOORD	rPSCORE	VTCAVG	VSCORE	TSCORE	CSCORE			
Forgerock Inc	8	FORG	22.67	0.00	-1.23	-1.23	14	0.63	-0.59	3	0.14	-0.19	-1.32	0.84	0.00	1,928	0.35	20221109
Fortuna Silver	2	FSM	2.86	0.00	-0.97	-1.16	14	-1.61	-0.11	4	0.55	-0.43	-0.42	-1.54	0.67	834	1.81	20221109
Franco Nv Cp	2	FNV	125.45	1.02	-1.47	-1.64	16	-1.61	-1.46	6	-0.79	-0.88	0.15	-1.54	-1.25	24,021	0.35	20221107
Fs Kkr Capital	7	FSK	19.35	12.61	1.29	1.29	3	-0.35	1.23	2	1.01	0.54	0.01	-0.14	1.58	5,480	1.20	20221107
Fulgent Genetic	6	FLGT	40.25	0.00	-0.57	-0.50	11	-1.65	1.27	2	0.87	0.19	0.59	-1.44	1.43	1,221	2.61	20221107
Genco Shpg&Trdg	3	GNK	14.10	14.18	-1.48	-1.69	16	0.07	-1.07	5	-1.51	1.10	2.77	0.29	-0.60	596	1.90	20221109
Genmab A/S -Adr	6	GMAB	38.36	0.00	1.10	1.23	3	-0.22	0.76	3	0.51	0.08	-0.78	0.00	1.02	25,252	1.10	20221109
Genpact Ltd	8	G	48.70	1.03	1.55	1.62	1	-0.21	1.67	1	-0.96	0.48	0.21	0.00	1.95	8,936	0.64	20221109
Gerdau Sa Adr	2	GGB	5.13	10.85	-0.97	-1.18	14	-1.33	-0.51	4	0.55	-0.46	-0.12	-1.26	0.00	8,822	0.43	20221109
Gevo Inc	1	GEVO	2.29	0.00	1.52	1.67	1	-0.08	1.71	3	-0.22	-1.24	-4.37	0.16	1.54	539	1.54	20221108
Global E Online	4	GLBE	24.85	0.00	-1.02	-0.71	12	-0.79	0.08	4	0.96	-0.66	-1.40	-0.57	0.00	3,868	0.85	20221108
Globalfoundries	8	GFS	57.01	0.00	0.50	0.52	6	-0.21	-0.43	3	0.14	-0.12	-0.30	0.00	0.00	30,321	0.28	20221108
Globus Medical	6	GMED	66.92	0.00	0.29	0.41	7	-1.08	2.14	4	1.33	0.29	-0.31	-0.86	2.05	6,660	0.79	20221108
Golar Lng Ltd	1	GLNG	27.31	0.00	1.59	1.67	1	1.70	2.18	1	1.37	1.34	0.75	1.94	1.77	2,956	0.77	20221108
Green Dot Cp-A	7	GDOT	19.54	0.00	-0.22	-0.32	10	-0.35	-1.50	6	0.09	-0.24	0.56	-0.14	-1.13	1,050	2.61	20221109
Grocery Outlet	5	GO	34.30	0.00	0.72	0.52	6	1.64	-0.31	1	0.12	0.75	0.42	1.57	0.00	3,325	0.71	20221108
Gxo Logistics	3	GXO	37.46	0.00	0.65	0.52	6	1.65	-0.51	1	-0.17	1.25	1.89	1.86	0.00	4,443	0.70	20221108
Haemonetics Cp	6	HAE	83.96	0.00	1.52	1.62	1	-0.22	1.67	3	0.51	0.52	-0.20	0.00	1.78	4,309	0.80	20221107
Hain Celestial	5	HAIN	19.15	0.00	-1.33	-1.69	16	0.07	-1.54	5	-1.67	0.05	0.77	0.00	-0.97	1,710	1.13	20221108
Halozyme Thera	6	HALO	48.28	0.00	-0.43	-0.39	10	-0.22	-0.83	7	-1.23	-0.23	-0.15	0.00	-0.55	6,652	0.56	20221108
Hanesbrands Inc	4	HBI	6.90	8.70	-0.65	-0.36	10	1.36	-1.03	5	-1.78	0.35	1.20	1.57	-1.72	2,408	0.41	20221109
Hawaiian Elec	10	HE	37.81	3.70	-1.98	-1.64	16	0.38	-0.79	6	-0.49	-0.31	0.03	-0.75	-0.55	4,139	1.75	20221107
Healthcare Rlty	11	HR	20.34	2.14	0.86	0.52	6	1.44	0.08	1	0.63	1.33	2.07	1.37	0.55	4,659	0.47	20221109
Hecla Mining	2	HL	4.63	0.54	-1.42	-1.59	16	-1.33	-1.07	8	0.55	-0.65	-0.03	-1.26	-0.67	2,756	0.69	20221109
Hf Sinclair Cp	1	DINO	62.04	2.58	1.60	1.67	1	-0.24	1.75	3	1.50	0.52	-0.36	0.00	1.54	13,453	0.23	20221107
Hilton Grand Va	4	HGV	39.07	0.00	-2.14	-1.64	16	-1.36	-0.99	6	-1.00	-0.70	0.77	-1.14	-1.72	4,598	1.48	20221109
Himax Tech-Adr	8	HIMX	5.86	21.16	-1.27	-1.25	14	0.07	-0.35	1	-0.96	0.69	1.44	0.28	0.00	1,021	2.80	20221110
Hut 8 Mining Cp	8	HUT	2.18	0.00	-1.27	-1.25	14	0.07	-0.11	1	-0.96	0.36	0.31	0.28	0.60	428	1.55	20221110
Iaa Inc	3	IAA	39.33	0.00	-0.34	-0.47	11	-1.50	1.19	4	1.45	0.22	-0.04	-1.29	1.58	5,260	0.66	20221110
Iac Inc	9	IAC	50.72	0.00	-0.33	-0.36	10	1.27	-1.54	5	-1.58	0.65	0.45	1.33	-1.28	4,265	0.42	20221108
Icl Group Ltd	2	ICL	9.14	10.02	-1.00	-1.20	14	0.35	0.16	1	-0.17	0.37	0.04	0.42	0.67	11,992	2.55	20221109
Icu Medical Inc	6	ICUI	147.16	0.00	-0.40	-0.36	10	1.37	-0.99	7	-0.50	0.28	-0.19	1.58	-0.55	3,517	0.98	20221107
Immunocore Hldg	6	IMCR	56.87	0.00	1.12	1.23	3	1.51	1.27	3	0.97	0.82	-0.71	1.73	1.43	2,501	1.28	20221109
Infineon Tech	8	IFNNY	24.69	0.85	0.31	0.30	7	0.35	1.71	3	0.69	0.55	-0.16	0.56	1.95	32,243	2.61	20221109
Inhibrx Inc	6	INBX	33.33	0.00	0.40	0.51	6	-0.22	-0.51	3	-1.41	-2.40	-7.20	0.00	0.00	1,302	0.84	20221108
Inovio Pharmac	6	INO	2.12	0.00	-1.64	-1.59	16	-1.37	-0.83	8	0.33	-1.01	-1.34	-1.15	-0.55	529	2.18	20221108
Intl Flvrs&Frag	2	IFF	95.45	3.39	-0.14	-0.36	10	1.33	-0.91	5	-1.33	0.31	0.21	1.40	-0.67	24,335	0.14	20221107

Date: 11-01-2022

Alphabetical lising of ALL Companies

SECTOR CODES: 1-Energy, 2-Materials, 3-Industrials, 4-Consumer Discretionary, 5-Consumer Staples, 6-Healthcare

SECTOR CODES: 7-Financials, 8-Information Technology, 9-Communication Services, 10-Utilities, 11-Real Estate

COMPANY	SECTOR	TICKER	PRICE	YIELD	iPSCORE	XSEC iPSCORE	ABSOLUTE-SCALE METRICS			RELATIVE-SCALE METRICS						MKT CAP	DAYS2TR	EPS REPORT DATE
							ABS DCOORD	TECH OUTLK	FUNDA OUTLK	REL DCOORD	rPSCORE	VTCAVG	VSCORE	TSCORE	CSCORE			
Intl Game New	4	IGT	20.22	3.96	-0.78	-0.50	11	-1.36	1.23	2	0.64	0.30	0.65	-1.14	1.40	4,119	0.86	20221108
Intl Money Expr	8	IMXI	26.75	0.00	1.55	1.62	1	-0.21	1.63	1	-0.96	0.47	0.20	0.00	1.95	1,013	2.49	20221109
Intl Seaways	1	INSW	43.88	1.09	1.15	1.23	3	-0.24	1.27	1	0.51	0.69	0.31	0.00	1.24	2,181	1.02	20221108
Invitae Corp	6	NVTA	2.86	0.00	-0.57	-0.50	11	-1.65	1.27	2	0.87	0.19	0.57	-1.44	1.43	673	1.04	20221108
Ionis Pharmact	6	IONS	44.83	0.00	0.45	0.56	6	-0.22	-0.55	3	-0.04	-0.22	-0.65	0.00	0.00	6,363	0.60	20221109
Irobot Corp	4	IRBT	56.53	0.00	-0.39	-0.14	9	0.79	-0.55	5	-1.78	0.46	1.25	1.00	-0.86	1,540	1.14	20221109
Ironsource Ltd	8	IS	3.13	0.00	0.54	0.60	6	-0.35	-0.39	4	1.24	-0.06	-0.02	-0.14	0.00	3,169	0.89	20221109
Jack Henry Assc	8	JKHY	201.24	0.97	-0.41	-0.34	10	-0.21	-0.83	7	-1.06	-0.29	-0.42	0.00	-0.60	14,667	0.29	20221108
Jackson Finl	7	JXN	37.70	5.84	-1.56	-1.69	16	0.21	-0.99	5	-2.00	0.35	1.24	0.42	-0.60	3,254	0.88	20221109
Jamf Holding Cp	8	JAMF	23.47	0.00	-0.54	-0.50	11	-1.33	1.27	4	1.24	-0.38	-0.60	-1.12	1.58	2,833	2.84	20221109
Jazz Pharmaceut	6	JAZZ	145.61	0.00	0.20	0.30	7	0.36	1.67	1	-1.14	0.79	0.02	0.58	1.78	9,092	0.46	20221109
Kornit Digital	3	KRNT	26.92	0.00	1.25	1.18	3	-0.07	1.27	1	-0.94	0.92	0.81	0.14	1.58	1,336	2.22	20221109
Kosmos Energy	1	KOS	6.66	0.00	0.37	0.34	7	0.73	2.22	1	0.97	1.14	0.55	0.97	1.77	3,036	0.64	20221107
Legalzoom.Com	3	LZ	9.19	0.00	1.71	1.67	1	1.36	2.22	3	0.30	0.86	-0.54	1.57	2.26	1,788	1.98	20221110
Lemonade Inc	7	LMND	24.04	0.00	-0.38	-0.47	11	-1.05	0.76	4	1.35	-0.07	-0.71	-0.84	1.13	1,657	1.29	20221108
Liberty La-C	9	LILAK	8.05	0.00	-1.14	-1.18	14	-1.27	-0.39	4	0.90	-0.85	-0.72	-1.20	0.00	1,783	2.34	20221108
Ligand Pharma-B	6	LGND	84.61	0.00	1.54	1.70	1	-0.36	1.71	2	0.87	0.55	0.02	-0.14	1.78	1,428	2.30	20221107
Light&Wonder	4	LNW	56.70	0.00	-1.57	-1.14	14	-1.07	-0.11	2	0.10	-0.27	0.06	-0.86	0.00	5,424	0.89	20221109
Liveperson Inc	8	LPSN	10.60	0.00	-1.19	-1.16	14	-1.33	-0.47	4	1.24	-0.46	-0.02	-1.12	0.00	795	2.40	20221107
Liveramp Hldgs	8	RAMP	18.40	0.00	0.46	0.52	6	1.33	-0.59	1	-0.96	0.72	0.25	1.54	0.00	1,235	2.75	20221108
Lucid Group Inc	4	LCID	13.62	0.00	0.39	0.52	6	1.36	-0.39	5	-1.31	1.13	2.69	1.57	-0.86	22,784	0.10	20221108
Lufax Holding	7	LU	1.52	19.74	0.58	0.52	6	1.33	-0.51	1	-1.08	0.57	0.41	1.54	0.00	3,474	1.07	20221108
Lumentum Hldgs	8	LITE	75.42	0.00	-1.30	-1.25	14	0.07	-0.35	1	-1.70	0.19	0.19	0.28	0.00	5,141	0.46	20221108
Lyft Inc-A	3	LYFT	15.15	0.00	-1.00	-1.25	14	0.36	-0.51	3	0.30	0.01	-0.26	0.57	0.00	5,281	0.12	20221107
Madison Sqr Ent	9	MSGE	49.11	0.00	-0.30	-0.32	10	1.53	-1.07	7	-0.82	0.54	-0.22	1.60	-0.68	1,682	2.61	20221108
Magnite Inc	9	MGNI	7.41	0.00	-1.17	-1.18	14	-1.53	-0.04	2	-0.18	-0.27	0.69	-1.47	0.68	985	2.75	20221109
Mannkind Corp	6	MNKD	3.47	0.00	-1.62	-1.59	16	-1.65	-0.91	8	0.78	-0.81	-0.46	-1.44	-0.55	876	1.95	20221108
Marathon Digitl	8	MARA	12.22	0.00	-1.64	-1.64	16	-1.61	-1.07	8	0.97	-0.68	-0.01	-1.40	-0.60	1,427	0.13	20221109
Marqeta Inc	8	MQ	7.78	0.00	-0.57	-0.50	11	-1.61	1.27	2	0.60	-0.19	0.15	-1.40	1.58	4,223	0.64	20221109
Masimo Corp	6	MASI	131.63	0.00	0.41	0.52	6	-0.07	0.08	1	-1.14	0.27	0.12	0.14	0.55	6,915	0.27	20221108
Masonite Int Cp	3	DOOR	72.71	0.00	1.74	1.70	1	-0.36	1.67	2	1.26	1.23	1.38	-0.14	1.96	1,619	2.33	20221107
Matterport Inc	8	MTTR	3.42	0.00	1.19	1.26	3	-0.35	1.19	2	1.06	0.36	0.25	-0.14	1.58	964	2.69	20221110
Maxeon Solr Tec	1	MAXN	17.28	0.00	-0.94	-0.93	13	-0.57	-1.07	8	-1.54	-0.39	-0.32	-0.32	-0.47	765	2.34	20221110
Meridian Biosci	6	VIVO	32.00	0.00	-1.04	-0.98	13	1.22	-0.79	7	-0.50	0.16	-0.41	1.44	-0.55	1,400	2.78	20221111
Meta Materials	8	MMAT	1.15	0.00	-1.71	-1.67	16	0.07	-1.03	7	-1.06	-0.73	-1.82	0.28	-0.60	416	1.88	20221109
Microvast Hldgs	3	MVST	2.40	0.00	-0.36	-0.50	11	-1.65	1.27	2	0.78	0.38	0.39	-1.43	1.58	726	1.62	20221110
Middleby Corp	3	MIDD	141.39	0.00	-1.44	-1.64	16	-1.36	-1.34	6	-0.36	-0.53	0.22	-1.14	-1.13	7,619	0.41	20221109

Date: 11-01-2022

Alphabetical lising of ALL Companies

SECTOR CODES: 1-Energy, 2-Materials, 3-Industrials, 4-Consumer Discretionary, 5-Consumer Staples, 6-Healthcare

SECTOR CODES: 7-Financials, 8-Information Technology, 9-Communication Services, 10-Utilities, 11-Real Estate

COMPANY	SECTOR	TICKER	PRICE	YIELD	iPSCORE	XSEC iPSCORE	ABSOLUTE-SCALE METRICS			RELATIVE-SCALE METRICS						MKT CAP	DAYS2TR	EPS REPORT DATE
							ABS DCOORD	TECH OUTLK	FUNDA OUTLK	REL DCOORD	rPSCORE	VTCAVG	VSCORE	TSCORE	CSCORE			
Mirati Theraptc	6	MRTX	67.49	0.00	0.45	0.56	6	-0.07	-0.27	3	-0.04	-0.18	-0.67	0.14	0.00	3,753	0.53	20221108
Mirum Pharmact	6	MIRM	23.09	0.00	-1.21	-1.20	14	0.65	-0.51	3	0.51	0.21	-0.23	0.86	0.00	848	2.41	20221109
Mister Car Wash	4	MCW	9.02	0.00	0.41	0.56	6	1.36	-0.55	7	-0.92	0.04	-0.59	1.57	-0.86	2,745	1.65	20221110
Mosaic Co/The	2	MOS	54.45	1.10	-1.42	-1.59	16	-1.33	-1.34	8	0.55	-0.84	-0.01	-1.26	-1.25	19,711	0.12	20221107
Mueller Water	3	MWA	11.75	1.97	-0.98	-1.18	14	-1.36	-0.35	2	0.78	-0.09	0.37	-1.14	0.00	1,841	2.15	20221107
Nanostring Tech	6	NSTG	10.70	0.00	1.07	1.18	3	1.65	0.68	1	-0.41	1.12	0.46	1.87	1.02	497	2.99	20221107
Natera Inc	6	NTRA	46.67	0.00	1.10	1.23	3	-0.22	1.23	3	0.51	0.28	-0.59	0.00	1.43	4,525	0.55	20221108
Natl Health Inv	11	NHI	55.50	6.49	-0.45	-0.76	12	0.81	-0.27	3	-0.13	0.21	-0.12	0.75	0.00	2,478	1.64	20221108
Natl Vision Hld	4	EYE	37.66	0.00	-2.11	-1.64	16	-1.07	-1.34	6	-0.37	-0.15	2.88	-0.86	-2.47	2,971	1.30	20221110
Neogenomics Inc	6	NEO	7.65	0.00	1.05	1.18	3	-0.07	1.23	1	-1.14	0.53	0.02	0.14	1.43	962	2.47	20221108
New Fortrss Egy	1	NFE	54.50	0.73	-0.33	-0.32	10	1.70	-1.22	5	-1.21	-0.08	0.22	1.94	-0.89	11,274	0.53	20221108
New Relic Inc	8	NEWR	58.92	0.00	-0.56	-0.58	11	0.07	1.27	3	0.69	0.29	-0.35	0.28	1.58	3,966	1.16	20221108
News Corp New-A	9	NWSA	16.99	1.18	-1.22	-1.20	14	0.07	-0.08	1	-1.58	0.24	0.24	0.13	0.68	9,878	0.46	20221108
News Corp-B	9	NWS	17.22	1.16	-1.17	-1.15	14	-1.27	-0.39	2	-0.18	-0.50	0.07	-1.20	0.00	10,012	1.23	20221108
Nexstar Brdcstg	9	NXST	176.36	2.04	-0.70	-0.81	12	0.47	-0.31	3	0.58	0.16	-0.18	0.53	0.00	7,126	0.35	20221108
Nice Ltd	8	NICE	185.63	0.00	1.20	1.26	3	-0.35	1.19	4	1.24	0.18	-0.19	-0.14	1.58	11,783	0.68	20221110
Nio Inc-Adr	4	NIO	9.71	0.00	0.39	0.52	6	1.64	-0.59	5	-1.31	1.15	3.19	1.86	-1.61	16,206	0.04	20221110
Nomad Foods Ltd	5	NOMD	15.40	0.00	0.76	0.60	6	-0.36	-0.51	2	1.29	0.45	1.63	-0.43	0.00	2,657	1.01	20221109
Northrn Oil&Gas	1	NOG	34.56	2.89	1.18	1.23	3	-0.24	1.27	3	1.17	0.03	-1.16	0.00	1.24	2,727	0.36	20221108
Northwest Natrl	10	NWN	47.75	4.06	-1.45	-1.25	14	0.38	-0.27	2	1.23	0.24	0.85	-0.75	0.00	1,636	2.88	20221108
Norton Lifelock	8	NLOK	22.96	2.18	0.31	0.34	7	0.07	1.67	3	0.69	0.44	-0.15	0.28	1.95	13,119	0.23	20221108
Norwegian Cruis	4	NCLH	16.79	0.00	-1.55	-1.14	14	-1.07	-0.11	2	0.64	-0.05	0.70	-0.86	0.00	7,075	0.06	20221108
Novanta Inc	8	NOVT	140.23	0.00	-0.54	-0.50	11	-1.05	1.19	4	1.24	-0.04	-0.03	-0.84	1.58	4,998	1.16	20221108
Novavax Inc	6	NVAX	22.00	0.00	-0.40	-0.36	10	1.37	-1.54	7	-0.50	0.05	-0.08	1.58	-1.37	1,719	0.19	20221108
Nrg Energy Inc	10	NRG	44.03	3.18	0.98	1.18	3	1.13	1.27	1	0.26	1.19	1.54	0.00	1.71	10,354	0.27	20221107
Nuvalent Inc	6	NUVL	33.70	0.00	0.47	0.60	6	-0.65	-0.35	2	0.42	-0.09	0.15	-0.43	0.00	1,628	1.32	20221109
Nuvasive Inc	6	NUVA	44.71	0.00	-1.62	-1.64	16	-1.37	-0.75	8	0.78	-0.59	-0.08	-1.15	-0.55	2,328	0.88	20221109
Oak Street Hlth	6	OSH	20.42	0.00	-1.44	-1.40	15	-0.79	-0.87	6	-0.04	-0.33	0.14	-0.58	-0.55	4,929	0.81	20221107
Occidental Pet	1	OXY	73.80	0.70	-0.33	-0.36	10	-0.24	-0.99	5	-1.21	0.04	0.57	0.00	-0.47	69,165	0.02	20221108
Olaplex Hldgs	5	OLPX	4.52	0.00	-0.12	-0.32	10	1.36	-1.54	7	-1.05	-0.34	-1.33	1.29	-1.29	2,934	0.90	20221109
Olo Inc	8	OLO	9.00	0.00	-1.23	-1.20	14	0.07	-0.55	3	0.14	-0.02	-0.33	0.28	0.00	1,431	2.40	20221109
Pacific Biosci	6	PACB	8.81	0.00	-1.69	-1.69	16	0.22	-1.34	7	-1.23	-0.29	-0.27	0.43	-1.02	1,981	0.48	20221107
Pagseguro Digtl	8	PAGS	14.82	0.00	-1.22	-1.16	14	-1.05	-0.04	2	0.60	-0.03	0.46	-0.84	0.60	4,885	0.66	20221110
Palantir Tech	8	PLTR	8.65	0.00	-1.65	-1.59	16	-1.61	-1.07	8	0.51	-0.96	-0.71	-1.40	-0.60	17,855	0.09	20221107
Payoneer Global	8	PAYO	7.80	0.00	1.20	1.26	3	-0.63	1.27	4	1.24	-0.04	-0.46	-0.42	1.58	2,702	0.40	20221109
Performance Fg	5	PFGC	52.67	0.00	-0.22	-0.50	11	-1.07	1.23	4	1.73	-0.16	-0.19	-1.14	1.35	8,199	0.53	20221109
Perion Network	8	PERI	22.63	0.00	1.55	1.67	1	-0.21	1.71	1	-0.96	0.56	0.42	0.00	1.95	1,005	2.41	20221108

Date: 11-01-2022

Alphabetical lising of ALL Companies

SECTOR CODES: 1-Energy, 2-Materials, 3-Industrials, 4-Consumer Discretionary, 5-Consumer Staples, 6-Healthcare

SECTOR CODES: 7-Financials, 8-Information Technology, 9-Communication Services, 10-Utilities, 11-Real Estate

COMPANY	SECTOR	TICKER	PRICE	YIELD	iPSCORE	XSEC iPSCORE	ABSOLUTE-SCALE METRICS			RELATIVE-SCALE METRICS						MKT CAP	DAYS2TR	EPS REPORT DATE
							ABS DCOORD	TECH OUTLK	FUNDA OUTLK	REL DCOORD	rPSCORE	VTCAVG	VSCORE	TSCORE	CSCORE			
Perkinelmer Inc	6	PKI	136.57	0.21	-1.21	-1.25	14	0.36	0.20	3	0.51	0.37	-0.02	0.58	0.55	17,238	0.24	20221108
Permian Res Cp	1	PR	10.14	0.00	-0.33	-0.36	10	-0.24	-0.95	5	-1.21	0.07	0.63	0.00	-0.47	2,891	0.41	20221108
Perrigo Co Plc	6	PRGO	40.11	2.59	-0.47	-0.36	10	-0.22	-1.34	5	-2.42	-0.28	0.19	0.00	-1.02	5,400	0.63	20221108
Pgt Inc	3	PGTI	21.15	0.00	-0.78	-0.98	13	-0.50	-1.22	8	0.68	-0.47	-0.07	-0.29	-1.13	1,268	2.11	20221110
Planet Fitness	4	PLNT	65.50	0.00	-1.67	-1.25	14	0.07	-0.31	5	-1.78	0.11	0.90	0.29	-0.86	5,962	0.43	20221108
Plant Therapeut	6	PLRX	25.16	0.00	1.06	1.17	3	1.51	0.76	3	-0.68	-1.28	-6.58	1.73	1.02	1,225	2.92	20221108
Playtika Hldg	9	PLTK	9.66	0.00	-0.23	-0.32	10	-0.33	-0.79	8	1.44	-0.47	-0.61	-0.27	-0.68	3,986	1.58	20221108
Plug Power Inc	3	PLUG	15.69	0.00	-0.58	-0.76	12	0.93	-0.11	3	0.30	0.38	-0.17	1.14	0.60	9,080	0.09	20221108
Poshmark Inc	4	POSH	17.77	0.00	0.41	0.56	6	1.07	-0.51	7	-0.92	-0.09	-0.70	1.29	-0.86	1,396	0.52	20221110
Primerica Inc	7	PRI	145.37	1.51	-0.30	-0.34	10	-0.21	-0.79	5	-2.00	-0.20	0.06	0.00	-0.60	5,445	1.39	20221108
Privia Hlth Grp	6	PRVA	32.69	0.00	-1.02	-0.96	13	-0.50	-0.99	6	-0.04	-0.25	0.08	-0.29	-0.55	3,639	1.21	20221110
Prometheus Bio	6	RXDX	51.35	0.00	1.33	1.49	2	-0.50	1.67	4	1.06	-0.53	-3.07	-0.29	1.78	2,100	0.97	20221111
Q2 Holdings Inc	8	QTWO	31.23	0.00	0.46	0.52	6	1.61	-0.59	1	-0.96	0.74	0.03	1.82	0.00	1,790	1.52	20221107
Qiagen Nv	6	QGEN	44.05	0.00	-1.21	-1.18	14	-1.37	-0.31	2	0.42	-0.33	0.15	-1.15	0.00	10,003	0.35	20221107
R1 Rcm Inc	6	RCM	17.71	0.00	-0.40	-0.32	10	1.37	-0.83	7	-0.50	0.24	-0.32	1.58	-0.55	7,369	0.87	20221108
Radius Glbl Inf	9	RADI	9.44	0.00	0.61	0.61	6	-0.33	-0.39	6	-0.18	-0.12	0.14	-0.27	-0.60	899	2.55	20221108
Ralph Lauren Cp	4	RL	93.51	3.21	-2.14	-1.64	16	-1.36	-0.87	6	-1.00	-0.71	0.75	-1.14	-1.72	6,553	0.30	20221110
Rbc Bearings	3	RBC	251.92	0.00	1.29	1.18	3	-0.21	0.76	3	0.30	0.22	-0.36	0.00	1.13	7,288	0.93	20221110
Ready Capital	7	RC	11.98	14.02	-1.48	-1.59	16	-1.61	-1.26	8	0.01	-0.83	-0.09	-1.40	-1.13	1,371	1.61	20221107
Reata Pharmac	6	RETA	33.53	0.00	-1.19	-1.16	14	-1.08	-0.55	4	1.06	-0.44	-0.46	-0.86	0.00	1,224	0.75	20221108
Recursion Pharm	6	RXRX	10.55	0.00	-1.04	-0.98	13	0.79	-0.95	7	-0.50	0.03	-0.38	1.01	-0.55	1,802	2.98	20221109
Redfin Corp	11	RDFN	4.76	0.00	-0.07	-0.36	10	1.19	-1.03	7	-1.10	0.14	-0.14	1.12	-0.55	516	1.10	20221109
Revance Therap	6	RVNC	22.46	0.00	1.34	1.48	2	-0.50	2.22	4	1.33	0.48	-0.34	-0.29	2.05	1,642	0.86	20221108
Revolution Meds	6	RVMD	20.79	0.00	-1.19	-1.15	14	-1.08	-0.27	4	1.06	-0.47	-0.53	-0.86	0.00	1,823	1.46	20221107
Reynolds Consmr	5	REYN	30.20	3.05	-0.88	-1.25	14	0.64	-0.04	3	0.03	0.10	-0.66	0.57	0.52	6,338	2.08	20221108
Ringcentral Inc	8	RNG	35.49	0.00	0.52	0.60	6	-0.35	-0.31	2	0.60	0.09	0.35	-0.14	0.00	3,383	0.37	20221109
Rivian Automotv	4	RIVN	33.48	0.00	1.79	1.73	1	-0.36	1.67	2	1.11	0.99	1.16	-0.14	1.94	30,674	0.05	20221109
Roblox Corp	9	RBLX	44.31	0.00	-1.60	-1.59	16	-1.00	-1.07	8	0.25	-1.31	-1.84	-0.93	-0.68	24,168	0.03	20221109
Rocket Lab Usa	3	RKLB	5.20	0.00	-0.97	-1.15	14	-1.65	-0.59	4	1.07	-0.64	-0.72	-1.43	0.00	2,439	1.82	20221109
Royalty Pharma	6	RPRX	42.22	1.80	-0.40	-0.32	10	1.51	-1.34	7	-0.50	0.07	-0.16	1.73	-1.37	25,637	0.41	20221108
Ryan Specialty	7	RYAN	45.22	0.00	1.30	1.29	3	-0.63	1.19	4	1.35	0.35	-0.30	-0.42	1.58	11,721	1.03	20221110
Ryanair Hldgs	3	RYAAY	68.99	0.00	-1.44	-1.64	16	-1.36	-1.46	6	-0.36	-0.28	0.79	-1.14	-1.13	15,691	0.69	20221107
Sabesp -Adr	10	SBS	11.69	1.20	0.24	0.56	6	-0.23	-0.27	4	-1.08	-0.63	-0.58	-1.35	0.00	7,990	0.51	20221110
Sabra Healthcr	11	SBRA	13.61	8.82	-0.07	-0.32	10	1.44	-1.22	7	-1.10	0.08	-0.10	1.37	-1.03	3,143	1.13	20221107
Sage Therapeutc	6	SAGE	37.88	0.00	-0.99	-0.93	13	-0.93	-0.83	8	0.78	-0.61	-0.56	-0.72	-0.55	2,251	1.61	20221108
Sally Beauty Co	4	SBH	12.91	0.00	-0.65	-0.36	10	1.64	-1.34	5	-1.78	0.05	0.75	1.86	-2.47	1,382	1.23	20221110
Sanmina Corp	8	SANM	57.34	0.00	0.50	0.56	6	-0.21	-0.35	3	0.14	-0.09	-0.23	0.00	0.00	3,315	1.33	20221107

Date: 11-01-2022

Alphabetical lising of ALL Companies

SECTOR CODES: 1-Energy, 2-Materials, 3-Industrials, 4-Consumer Discretionary, 5-Consumer Staples, 6-Healthcare

SECTOR CODES: 7-Financials, 8-Information Technology, 9-Communication Services, 10-Utilities, 11-Real Estate

COMPANY	SECTOR	TICKER	PRICE	YIELD	iPSCORE	XSEC iPSCORE	ABSOLUTE-SCALE METRICS			RELATIVE-SCALE METRICS						MKT CAP	DAYS2TR	EPS REPORT DATE
							ABS DCOORD	TECH OUTLK	FUNDA OUTLK	REL DCOORD	rPSCORE	VTCAVG	VSCORE	TSCORE	CSCORE			
Seaworld Entert	4	SEAS	59.13	0.00	0.24	0.38	7	-1.07	2.14	2	0.64	0.63	0.39	-0.86	2.37	3,998	0.50	20221109
Shift4 Payments	8	FOUR	46.18	0.00	-0.54	-0.50	11	-1.61	1.27	4	1.24	-0.44	-0.48	-1.40	1.58	3,889	0.60	20221107
Shockwave Med	6	SWAV	292.05	0.00	1.52	1.67	1	-0.22	1.75	3	0.51	0.14	-1.36	0.00	1.78	10,453	0.19	20221107
Siemens Ag-Adr	3	SIEGY	55.64	3.00	-1.50	-1.64	16	0.36	-0.99	7	-2.27	-0.24	-0.38	0.57	-0.60	94,588	1.67	20221110
Signify Health	6	SGFY	29.22	0.00	-0.43	-0.36	10	-0.22	-1.07	7	-1.23	-0.25	-0.21	0.00	-0.55	6,850	0.28	20221108
Silk Rd Medical	6	SILK	44.13	0.00	1.52	1.62	1	-0.22	2.10	3	0.51	0.58	-0.31	0.00	2.05	1,555	1.11	20221108
Sitio Royalties	1	STR	28.49	9.97	-1.01	-1.25	14	0.73	-0.55	1	1.37	1.62	3.41	0.97	0.00	616	2.57	20221108
Six Flags Entmt	4	SIX	22.67	0.00	-1.60	-1.16	14	-1.36	-0.55	6	-0.37	-0.16	1.52	-1.14	-0.86	1,884	0.54	20221110
Sk Telecom Co	9	SKM	19.67	5.76	-0.30	-0.32	10	1.27	-0.99	7	-0.82	0.38	-0.32	1.33	-0.68	8,683	2.59	20221109
Solaredge Tech	8	SEDG	225.25	0.00	-0.38	-0.32	10	1.61	-1.34	7	-0.32	0.35	-0.39	1.82	-1.13	12,476	0.09	20221107
Southern Copper	2	SCCO	50.01	6.00	-0.95	-1.15	14	-1.33	-0.08	2	1.09	-0.17	0.09	-1.26	0.67	38,662	0.29	20221109
Southwest Gas	10	SWX	72.61	3.42	0.35	0.56	6	-0.08	-0.43	2	1.23	0.04	0.67	-1.20	0.00	4,854	0.70	20221108
Spartan Nash Co	5	SPTN	35.16	2.39	-0.28	-0.54	11	0.64	1.19	3	0.03	0.40	-0.40	0.57	1.35	1,257	2.91	20221109
Spirit Realty	11	SRC	39.38	6.73	0.64	0.34	7	0.06	2.14	3	0.48	0.44	-0.75	0.00	2.05	5,369	0.84	20221108
Sprouts Fmr Mkt	5	SFM	28.73	0.00	0.52	0.30	7	0.64	1.71	1	0.12	0.81	0.46	0.57	1.68	3,087	0.59	20221108
Squarespace Inc	8	SQSP	21.54	0.00	1.16	1.18	3	-0.07	1.27	3	0.14	0.24	-0.33	0.14	1.58	2,996	2.99	20221108
Ssr Mining Inc	2	SSRM	13.91	2.01	-0.17	-0.36	10	1.61	-1.03	7	-1.96	0.25	-0.26	1.68	-0.67	2,874	1.19	20221108
Starwood Proprt	7	STWD	20.81	9.23	1.30	1.29	3	-0.35	0.72	4	1.35	0.21	-0.46	-0.14	1.13	6,435	0.35	20221109
Steris Plc	6	STE	172.87	1.09	-0.45	-0.36	10	1.37	-0.83	5	-1.78	0.35	0.02	1.58	-0.55	17,290	0.27	20221109
Sumitomo-Mitsui	7	SMFG	5.62	4.55	0.58	0.56	6	1.33	-0.55	1	-1.08	0.61	0.53	1.54	0.00	38,629	1.24	20221111
Sunopta Inc	5	STKL	11.52	0.00	1.78	1.62	1	-0.21	1.75	4	1.73	0.05	-0.69	-0.29	1.68	1,259	2.28	20221109
Sunpower Corp-A	3	SPWR	18.25	0.00	-1.23	-1.42	15	-0.79	-1.03	6	-0.36	-0.32	0.01	-0.57	-0.60	3,177	0.34	20221108
Sunstone Hotel	11	SHO	11.14	0.45	-0.82	-1.15	14	-0.94	-0.39	4	1.15	-0.33	-0.01	-1.00	0.00	2,365	0.78	20221108
Supernus Pharma	6	SUPN	34.31	0.00	-0.43	-0.36	10	-0.22	-0.87	7	-1.23	-0.22	-0.12	0.00	-0.55	1,835	2.11	20221108
Surgery Partnrs	6	SGRY	28.15	0.00	-1.67	-1.69	16	0.36	-1.03	7	-0.50	0.01	0.00	0.58	-0.55	2,532	1.36	20221108
Sweetgreen Inc	4	SG	18.24	0.00	1.80	1.73	1	-0.36	2.14	4	1.35	0.67	-0.22	-0.14	2.37	1,998	1.30	20221108
Sylvamo Corp	2	SLVM	48.19	0.93	0.85	0.56	6	-0.21	-0.43	2	1.09	0.02	0.19	-0.14	0.00	2,126	1.30	20221110
Take-Two Inter	9	TTWO	116.31	0.00	-0.30	-0.36	10	1.27	-1.03	7	-0.82	0.43	-0.19	1.33	-0.68	13,470	0.14	20221107
Tapestry Inc	4	TPR	32.16	3.73	-0.61	-0.30	10	-0.36	-0.75	6	-1.00	-0.24	1.14	-0.14	-1.72	7,784	0.24	20221110
Tata Motors-Adr	4	TTM	25.65	0.00	-0.67	-0.34	10	-0.07	-1.07	5	-2.17	-0.49	0.10	0.14	-1.72	19,644	1.09	20221107
Tc Energy Corp	1	TRP	43.76	6.00	0.53	0.52	6	-0.08	-0.47	1	-0.02	0.14	0.27	0.16	0.00	44,283	0.29	20221109
Techtarget	9	TTGT	65.00	0.00	-1.16	-1.15	14	-1.27	-0.27	4	0.25	-1.31	-1.75	-1.20	0.00	1,918	2.64	20221109
Tegna Inc	9	TGNA	20.79	1.83	0.66	0.63	6	-0.33	-0.39	4	1.44	-0.20	-0.19	-0.27	0.00	4,638	0.92	20221109
Tencent Holding	9	TCEHY	28.42	0.63	1.71	1.62	1	1.27	1.71	1	-0.72	1.06	0.49	1.33	2.21	273,082	0.21	20221109
Teradata Corp	8	TDC	32.08	0.00	-0.57	-0.50	11	-1.33	0.80	2	0.60	-0.18	0.10	-1.12	1.13	3,359	0.81	20221107
Tetra Tech New	3	TTEK	141.78	0.65	-0.34	-0.50	11	-1.07	1.19	4	1.45	0.19	-0.33	-0.86	1.58	7,611	0.72	20221109
Toast Inc	8	TOST	22.01	0.00	1.59	1.62	1	-0.21	1.75	3	0.14	0.24	-0.37	0.00	1.95	11,266	0.23	20221110

Date: 11-01-2022

Alphabetical lising of ALL Companies

SECTOR CODES: 1-Energy, 2-Materials, 3-Industrials, 4-Consumer Discretionary, 5-Consumer Staples, 6-Healthcare

SECTOR CODES: 7-Financials, 8-Information Technology, 9-Communication Services, 10-Utilities, 11-Real Estate

COMPANY	SECTOR	TICKER	PRICE	YIELD	iPSCORE	XSEC iPSCORE	ABSOLUTE-SCALE METRICS			RELATIVE-SCALE METRICS						MKT CAP	DAYS2TR	EPS REPORT DATE
							ABS DCOORD	TECH OUTLK	FUNDA OUTLK	REL DCOORD	rPSCORE	VTCAVG	VSCORE	TSCORE	CSCORE			
Tpg Inc	7	TPG	31.72	4.92	1.67	1.67	1	1.05	1.71	3	0.09	0.59	-1.28	1.26	1.96	9,793	2.18	20221109
Trade Desk Inc	8	TTD	53.08	0.00	0.07	0.12	8	0.91	1.23	3	0.14	0.23	-1.35	1.12	1.58	25,735	0.09	20221109
Treehouse Foods	5	THS	49.93	0.00	-0.08	-0.39	10	-0.21	-1.30	8	-0.15	-0.47	-0.31	-0.29	-0.97	2,798	1.23	20221107
Tricon Resident	11	TCN	8.51	2.73	0.84	0.52	6	1.19	-0.31	1	0.02	0.84	1.40	1.12	0.00	2,330	2.32	20221109
Tripadvisor Inc	9	TRIP	23.93	0.00	-1.17	-1.16	14	-1.40	-0.55	2	-0.18	-0.35	0.55	-1.33	0.00	3,341	0.57	20221107
Two Harbors Inv	7	TWO	3.55	19.16	-0.22	-0.27	10	-0.35	-1.54	8	0.01	-0.49	-0.11	-0.14	-1.13	1,223	1.30	20221108
Unity Software	8	U	28.93	0.00	1.63	1.73	1	-0.35	2.18	4	1.24	0.10	-0.74	-0.14	2.25	8,693	0.11	20221109
Upstart Hldgs	7	UPST	22.17	0.00	0.62	0.56	6	1.33	-0.59	3	0.09	0.33	-0.25	1.54	0.00	1,803	0.19	20221108
Us Foods Hldg	5	USFD	29.61	0.00	0.54	0.38	7	-1.36	1.67	2	0.57	-0.09	0.06	-1.43	1.68	6,649	0.65	20221110
Vaxcyte Inc	6	PCVX	45.00	0.00	-0.45	-0.36	10	1.51	-0.87	5	-1.78	0.44	0.15	1.73	-0.55	2,669	0.23	20221109
Vericel Corp	6	VCEL	27.37	0.00	-1.19	-1.15	14	-1.37	-0.59	4	1.06	-0.50	-0.36	-1.15	0.00	1,291	2.22	20221109
Veritiv Corp	3	VRTV	116.77	0.00	-0.34	-0.47	11	-1.65	0.72	4	1.45	0.02	-0.08	-1.43	1.13	1,631	2.72	20221108
Vermilion Egy	1	VET	23.83	1.02	-0.33	-0.32	10	1.70	-1.38	5	-1.21	0.33	1.15	1.94	-0.89	3,896	0.47	20221109
Vertex Energy	1	VTNR	8.64	0.00	-1.10	-1.15	14	-1.54	-0.59	4	-0.55	-0.42	-0.63	-1.30	0.00	653	1.19	20221108
Verve Therptics	6	VERV	36.44	0.00	1.47	1.62	1	-0.22	2.14	1	-1.14	0.73	0.14	0.00	2.05	2,191	1.05	20221109
Viasat Inc	8	VSAT	41.45	0.00	0.25	0.30	7	0.21	1.75	1	-0.96	0.72	0.41	0.42	1.95	3,132	1.34	20221108
Viatris Inc	6	VTRS	10.25	4.68	-1.65	-1.64	16	-1.37	-0.83	6	-0.04	-0.56	0.00	-1.15	-0.55	12,430	0.28	20221107
Viper Energy	1	VNOM	33.58	9.65	0.53	0.56	6	-0.24	-0.55	1	-0.02	0.18	0.39	0.00	0.00	5,572	1.80	20221107
W&T Offshore	1	WTI	7.76	0.00	-0.30	-0.39	10	-0.24	-1.22	7	-0.55	-0.53	-0.30	0.00	-0.89	1,111	1.03	20221108
Walker & Dunlop	7	WD	90.04	2.67	-0.28	-0.36	10	1.61	-0.87	7	-1.58	0.14	-0.37	1.82	-0.60	2,974	1.78	20221109
Warby Parker	4	WRBY	15.96	0.00	-1.55	-1.16	14	-1.64	0.04	2	0.64	0.05	1.57	-1.43	0.00	1,529	1.50	20221110
Weibo Corp Ads	8	WB	12.46	0.00	0.54	0.59	6	-0.35	-0.59	2	1.06	0.29	0.86	-0.14	0.00	2,947	1.75	20221110
Welltower Inc	11	WELL	60.10	4.06	0.83	0.56	6	1.19	-0.43	3	-0.13	0.23	-0.42	1.12	0.00	27,283	0.15	20221107
Wendys Co/The	4	WEN	20.82	2.40	-2.14	-1.64	16	-1.50	-0.75	6	-1.00	-0.58	1.25	-1.29	-1.72	4,431	0.74	20221109
Westrock Co	2	WRK	34.05	2.94	-0.17	-0.36	10	-0.07	-1.03	5	-2.05	-0.21	0.03	0.00	-0.67	8,678	0.38	20221110
Wework Inc	11	WE	2.71	0.00	-0.04	-0.36	10	1.19	-0.99	5	-0.58	0.36	0.93	1.12	-0.96	1,966	1.58	20221110
Wix.Com Ltd	8	WIX	83.84	0.00	0.30	0.38	7	-1.05	1.75	2	0.60	0.08	0.08	-0.84	1.95	4,800	0.45	20221110
Wolverine World	4	WWW	17.37	2.30	0.41	0.52	6	-0.07	-0.04	1	-0.92	0.49	1.33	0.14	0.00	1,368	2.05	20221109
Wynn Resrts Ltd	4	WYNN	67.86	0.00	-1.63	-1.18	14	-1.64	-0.55	6	-1.00	-0.39	1.12	-1.43	-0.86	7,718	0.07	20221108
Xencor Inc	6	XNCR	28.27	0.00	-1.19	-1.18	14	-1.08	-0.27	4	1.06	-0.37	-0.25	-0.86	0.00	1,688	2.72	20221107
Xenon Pharmact	6	XENE	37.12	0.00	1.08	1.20	3	-0.22	1.23	3	-0.04	-0.47	-2.86	0.00	1.43	2,311	2.38	20221108
Xometry Inc	4	XMTR	58.56	0.00	0.35	0.56	6	-0.21	-0.59	5	-2.17	-0.41	0.39	0.00	-1.61	2,611	1.08	20221110
Xpel Inc	4	XPEL	69.75	0.00	0.44	0.60	6	-0.64	-0.27	6	-0.37	0.23	1.97	-0.43	-0.86	1,926	2.72	20221109
Yeti Holdings	4	YETI	32.50	0.00	-0.65	-0.36	10	1.36	-1.50	5	-1.78	-0.02	0.83	1.57	-2.47	2,801	0.60	20221110
Ypf Sa D Cv Adr	1	YPF	8.26	0.00	1.17	1.23	3	-0.24	1.27	1	0.97	1.27	1.62	0.00	1.24	3,249	1.32	20221108
Zai Lab Ltd-Adr	6	ZLAB	25.02	0.00	0.41	0.52	6	1.37	-0.55	1	-1.14	0.64	0.33	1.58	0.00	2,450	1.64	20221109
Zentalis Pharma	6	ZNTL	25.60	0.00	0.26	0.30	7	0.07	1.71	3	0.51	0.59	-0.29	0.29	1.78	1,459	2.22	20221109

Date: 11-01-2022

Alphabetical lising of ALL Companies

SECTOR CODES: 1-Energy, 2-Materials, 3-Industrials, 4-Consumer Discretionary, 5-Consumer Staples, 6-Healthcare

SECTOR CODES: 7-Financials, 8-Information Technology, 9-Communication Services, 10-Utilities, 11-Real Estate

COMPANY	SECTOR	TICKER	PRICE	YIELD	iPSCORE	XSEC iPSCORE	ABSOLUTE-SCALE METRICS			RELATIVE-SCALE METRICS						MKT CAP	DAYS2TR	EPS REPORT DATE
							ABS DCOORD	TECH OUTLK	FUNDA OUTLK	REL DCOORD	rPSCORE	VTCAVG	VSCORE	TSCORE	CSCORE			
Ziff Davis Inc	9	ZD	77.80	0.00	**-1.62**	**-1.64**	16	-1.27	-0.87	6	-0.18	-0.30	0.70	-1.20	-0.68	3,671	1.36	20221108
Ziprecruitr Inc	9	ZIP	17.15	0.00	**1.75**	**1.67**	1	1.27	1.75	3	0.58	0.43	-0.92	1.33	2.21	2,038	2.44	20221109
Zymeworks Inc	6	ZYME	7.45	0.00	**-0.56**	**-0.48**	11	-1.51	1.27	4	1.06	-0.11	-0.47	-1.29	1.43	449	1.94	20221108

Date: 11-01-2022

Alphabetical lising of ALL Companies

SECTOR CODES: 1-Energy, 2-Materials, 3-Industrials, 4-Consumer Discretionary, 5-Consu

SECTOR CODES: 7-Financials, 8-Information Technology, 9-Communication Services, 10-U

COMPANY	SECTOR	TICKER	PRICE	YIELD	iPSCORE	XSEC iPSCORE	INDUSTRY GROUP
3D Systems Corp	8	DDD	8.96	0.00	0.52	0.60	COMPUTER-MINI
89Bio Inc	6	ETNB	9.48	0.00	1.07	1.18	MEDICAL-BIOMED/GENETICS
Aaon Inc	3	AAON	65.00	0.58	-0.25	-0.36	BLDG PROD-AIR COND/HEAT
Abcellara Biolg	6	ABCL	11.50	0.00	1.47	1.62	MEDICAL-BIOMED/GENETICS
Actinium Pharma	6	ATNM	13.25	0.00	0.45	0.54	MEDICAL-DRUGS
Activision Blzd	9	ATVI	73.31	0.64	1.26	1.18	TOYS/GAMES/HOBBY PROD
Acv Auctions	3	ACVA	9.04	0.00	-0.97	-1.15	ELECTRONIC COMMERCE
Adapthealth Cp	6	AHCO	22.95	0.00	-0.39	-0.30	MEDICAL PRODUCTS
Adidas Ag-Adr	4	ADDYY	48.95	2.53	0.37	0.52	SHOES & REL APPAREL
Adtran Holdings	8	ADTN	22.66	1.59	1.59	1.67	TECHNOLOGY SERVICES
Aegon N V	7	AEG	4.59	4.06	-1.56	-1.67	INSURANCE-MULTI LINE
Affil Managers	7	AMG	126.57	0.03	-1.48	-1.64	FINANCE-INVESTMENT MGMT
Affirm Holdings	8	AFRM	19.46	0.00	0.52	0.60	BUSINESS SERVICES
Agenus Inc	6	AGEN	2.51	0.00	1.54	1.70	MEDICAL-BIOMED/GENETICS
Akamai Tech	8	AKAM	88.10	0.00	-1.19	-1.18	INTERNET SERVICES
Akero Therp Inc	6	AKRO	43.36	0.00	1.10	1.23	MEDICAL-BIOMED/GENETICS
Akous Inc	6	AKUS	13.13	0.00	1.12	1.26	MEDICAL-BIOMED/GENETICS
Alarm.Com Hldgs	8	ALRM	58.74	0.00	0.46	0.52	PROTECTION-SFTY EQ & SVC
Alcon Inc	6	ALC	60.47	0.00	0.41	0.52	MEDICAL INSTRUMENTS
Allete Inc	10	ALE	56.15	4.63	-1.47	-1.18	UTILITY-ELECTRIC POWER
Alliant Engy Cp	10	LNT	52.63	3.25	-0.63	-0.32	UTILITY-ELECTRIC POWER
Alpha Metal Rsc	2	AMR	166.59	0.94	1.50	1.23	MINING-MISC
Altimmune Inc	6	ALT	12.51	0.00	-0.14	-0.05	MEDICAL-DRUGS
Ambac Finl Grp	7	AMBC	13.90	0.00	0.03	-0.05	INSURANCE-PROP/CAS/TITLE
Amc Entertainmt	9	AMC	6.15	0.00	1.77	1.67	LEISURE & RECREATION SVCS
Amdocs Ltd	8	DOX	84.67	1.87	1.18	1.18	IT SERVICES
Amer Equity Inv	7	AEL	42.51	0.80	1.72	1.73	INSURANCE-LIFE
Amer States Wtr	10	AWR	88.04	1.81	-0.66	-0.32	UTILITY-WATER SUPPLY
Amerco Inc	3	UHAL	566.93	0.00	-0.98	-1.15	TRANSPORTATION-EQP & LSNG
Amicus Therapt	6	FOLD	10.36	0.00	-0.16	-0.10	MEDICAL-BIOMED/GENETICS
Amylyx Pharma	6	AMLX	35.87	0.00	-0.40	-0.36	MEDICAL-DRUGS
Amyris Inc	2	AMRS	2.94	0.00	0.85	0.60	CHEMICALS-SPECIALTY
Apartment Invt	11	AIV	7.94	0.00	-0.68	-0.98	REIT-EQTY TRUST - RESID
Apellis Pharma	6	APLS	60.66	0.00	-1.06	-1.03	MEDICAL-BIOMED/GENETICS
Apple Hosp Reit	11	APLE	17.19	5.58	-0.84	-1.15	REIT-EQTY TRUST - OTHER
Applovin Corp	8	APP	17.12	0.00	-0.43	-0.36	TECHNOLOGY SERVICES
Arcelor Mittal	2	MT	22.66	1.43	-0.97	-1.18	STEEL-PRODUCERS

Date: 11-01-2022

Alphabetical lising of ALL Companies

SECTOR CODES: 1-Energy, 2-Materials, 3-Industrials, 4-Consumer Discretionary, 5-Consu

SECTOR CODES: 7-Financials, 8-Information Technology, 9-Communication Services, 10-U

COMPANY	SECTOR	TICKER	PRICE	YIELD	iPSCORE	XSEC iPSCORE	INDUSTRY GROUP
Archaea Energy	1	LFG	25.74	0.00	0.57	0.54	OTHER ALT ENERGY
Arcutis Biother	6	ARQT	18.21	0.00	0.47	0.52	MEDICAL-BIOMED/GENETICS
Array Tech Inc	3	ARRY	18.43	0.00	-0.25	-0.34	SOLAR
Ashland Global	2	ASH	104.79	1.28	-0.27	-0.50	CHEMICALS-SPECIALTY
Assured Guarnty	7	AGO	59.26	1.69	-1.02	-1.15	INSURANCE-MULTI LINE
Astrazeneca Plc	6	AZN	59.85	1.52	-1.67	-1.69	LARGE CAP PHARMA
Atlantica Sustn	1	AY	28.00	6.36	1.57	1.67	OTHER ALT ENERGY
Atmos Energy Cp	10	ATO	106.27	2.56	-0.66	-0.32	UTILITY-GAS DISTRIBUTION
Aurora Cannabis	6	ACB	1.35	0.00	-1.65	-1.64	MEDICAL PRODUCTS
Avid Tech Inc	8	AVID	27.69	0.00	-0.54	-0.50	COMPUTER-SOFTWARE
Axon Enterprise	3	AXON	147.59	0.00	-0.25	-0.34	PROTECTION-SFTY EQ & SVC
Axsome Therptcs	6	AXSM	48.87	0.00	-0.99	-0.93	MEDICAL-BIOMED/GENETICS
Azenta Inc	6	AZTA	45.65	0.22	0.44	0.52	MEDICAL INFORMATION SYSTEMS
Azul Sa	3	AZUL	9.56	0.00	-1.02	-1.20	TRANSPORTATION-AIRLINE
B&G Foods Cl-A	5	BGS	16.20	11.73	0.72	0.52	FOOD-MISC/DIVERSIFIED
Banco Sant-Ads	7	BSBR	5.70	5.80	0.58	0.52	BANKS-FOREIGN
Bayer A G -Adr	6	BAYRY	13.27	2.65	0.23	0.30	LARGE CAP PHARMA
Beauty Hlth Co	5	SKIN	11.21	0.00	-0.08	-0.30	MEDICAL SERVICES
Becton Dickinso	6	BDX	233.88	1.49	1.12	1.18	MEDICAL/DENTAL-SUPPLIES
Bentley Systems	8	BSY	34.20	0.35	-0.41	-0.34	INTERNET SOFTWARE
Beyond Meat Inc	5	BYND	15.32	0.00	1.74	1.62	FOOD-MEAT PRODUCTS
Biohaven Ltd	6	BHVN	16.76	0.00	-0.43	-0.36	MEDICAL-BIOMED/GENETICS
Biontech Se	6	BNTX	144.08	0.00	-1.27	-1.25	MEDICAL-BIOMED/GENETICS
Blackstn Scr Ld	7	BXSL	23.36	10.27	1.72	1.73	FINANCE-SBIC & COMMRCL
Blink Charging	3	BLNK	14.46	0.00	-0.25	-0.32	ELEC MISC SERVICES
Blue Apron Hldg	5	APRN	2.38	0.00	0.32	0.08	FOOD-MISC/DIVERSIFIED
Brf-Brasil Food	5	BRFS	2.44	0.00	0.76	0.52	FOOD-MISC/DIVERSIFIED
Brighthouse Fin	7	BHF	57.71	0.00	-0.32	-0.39	INSURANCE-LIFE
Brookdale Senr	6	BKD	4.41	0.00	-0.43	-0.34	MEDICAL-NURSING HOMES
Brp Group Inc	7	BRP	28.64	0.00	-0.85	-0.93	INSURANCE-LIFE
Btrs Holdings	8	BTRS	9.42	0.00	1.16	1.23	TECHNOLOGY SERVICES
Builders Firsts	3	BLDR	61.58	0.00	-0.34	-0.50	BLDG PROD-RETAIL/WHLSLE
Bumble Inc	9	BMBL	25.09	0.00	-1.58	-1.59	INTERNET SOFTWARE
Bwx Technolgs	3	BWXT	57.63	1.53	1.25	1.18	ELEC-MISC COMPONENTS
Cabot Corp	2	CBT	73.29	2.02	-0.12	-0.34	CHEMICALS-DIVERSIFIED
Cactus Inc-A	1	WHD	51.00	0.86	0.35	0.41	OIL & GAS-U S INTEGRATED
Cannae Holdings	7	CNNE	23.40	0.00	-1.02	-1.15	FINANCE-INVESTMENT MGMT

Date: 11-01-2022

Alphabetical lising of ALL Companies

SECTOR CODES: 1-Energy, 2-Materials, 3-Industrials, 4-Consumer Discretionary, 5-Consu

SECTOR CODES: 7-Financials, 8-Information Technology, 9-Communication Services, 10-U

COMPANY	SECTOR	TICKER	PRICE	YIELD	iPSCORE	XSEC iPSCORE	INDUSTRY GROUP
Cano Health	6	CANO	3.33	0.00	-0.87	-0.81	MEDICAL SERVICES
Canoo Inc	4	GOEV	1.37	0.00	1.21	1.18	AUTO MFRS-DOMESTIC
Canopy Growth	6	CGC	3.49	0.00	-1.65	-1.64	MEDICAL PRODUCTS
Capri Holdings	4	CPRI	46.50	0.00	0.19	0.30	RETAIL-APPAREL/SHOE
Caretrust Reit	11	CTRE	18.56	5.93	0.43	0.12	REIT-EQTY TRUST - OTHER
Cargurus Inc	9	CARG	15.17	0.00	0.59	0.52	AUTO/TRUCK-REPLACE PRTS
Carlyle Grp Inc	7	CG	28.35	4.59	-0.22	-0.32	FINANCE-PUBLIC TD INV FD
Cassava Science	6	SAVA	35.96	0.00	0.47	0.60	MEDICAL-DRUGS
Catalyst Pharma	6	CPRX	13.98	0.00	1.10	1.18	MEDICAL-DRUGS
Celldex Therapt	6	CLDX	35.35	0.00	-0.43	-0.34	MEDICAL-BIOMED/GENETICS
Celsius Holding	5	CELH	90.56	0.00	0.96	0.85	FOOD-MISC/DIVERSIFIED
Century Alum Co	2	CENX	7.30	0.00	-1.54	-1.67	METAL PROC & FABRICATION
Cerevel Therps	6	CERE	29.32	0.00	-1.71	-1.69	MEDICAL-DRUGS
Channeladvisor	8	ECOM	23.04	0.00	0.52	0.52	INTERNET SOFTWARE/SVCS
Choice Htl Intl	4	CHH	130.38	0.73	-0.78	-0.47	HOTELS & MOTELS
Clarivate Anlyt	3	CLVT	10.44	0.00	-0.25	-0.32	INTERNET SOFTWARE
Clean Egy Fuels	1	CLNE	6.70	0.00	-1.55	-1.59	UTILITY-GAS DISTRIBUTION
Clover Health	6	CLOV	1.59	0.00	0.49	0.60	MEDICAL INFORMATION SYSTEMS
Cnh Industrial	4	CNHI	12.88	0.00	-0.78	-0.50	AUTO MFRS-FOREIGN
Coeur Mining	2	CDE	3.93	0.00	-0.97	-1.18	MINING-NON FERROUS
Coherent Corp	8	COHR	34.40	0.00	0.46	0.52	TECHNOLOGY SERVICES
Compass Inc	8	COMP	2.55	0.00	0.52	0.52	INTERNET SOFTWARE
Constellatn Egy	10	CEG	95.52	0.59	1.42	1.67	OTHER ALT ENERGY
Contextlogic	4	WISH	0.76	0.00	1.21	1.18	ELECTRONIC COMMERCE
Coty Inc	5	COTY	6.89	0.00	-0.12	-0.36	COSMETICS & TOILETRIES
Coupang Inc	4	CPNG	17.24	0.00	0.78	0.82	ELECTRONIC COMMERCE
Cti Biopharma	6	CTIC	5.21	0.00	-0.99	-0.98	MEDICAL-DRUGS
Cytek Biosci	6	CTKB	15.51	0.00	-0.43	-0.34	MEDICAL-BIOMED/GENETICS
D R Horton Inc	4	DHI	77.37	1.16	-1.63	-1.18	BLDG-RESIDENT/COMMRCL
Danaos Corp	3	DAC	59.52	5.04	0.67	0.56	TRANSPORTATION-SHIP
Darling Ingrdnt	5	DAR	79.11	0.00	1.38	1.18	FOOD-MISC/DIVERSIFIED
Delek Us Hldgs	1	DK	30.50	2.62	-0.30	-0.34	OIL REFINING & MARKETING
Deutsche Telekm	9	DTEGY	19.25	3.45	0.44	0.38	DIVERSIFIED COMM SERVICES
Dht Holdings	1	DHT	9.11	1.76	1.18	1.23	TRANSPORTATION-SHIP
Diamond Offshor	1	DO	9.72	0.00	-0.27	-0.27	OIL & GAS-DRILLNG
Diamondback Egy	1	FANG	158.63	1.89	0.55	0.52	OIL & GAS-U S EXPLO & PROD
Dice Therapeut	6	DICE	37.25	0.00	-0.36	-0.32	MEDICAL-BIOMED/GENETICS

Date: 11-01-2022

Alphabetical lising of ALL Companies

SECTOR CODES: 1-Energy, 2-Materials, 3-Industrials, 4-Consumer Discretionary, 5-Consu

SECTOR CODES: 7-Financials, 8-Information Technology, 9-Communication Services, 10-U

COMPANY	SECTOR	TICKER	PRICE	YIELD	iPSCORE	XSEC iPSCORE	INDUSTRY GROUP
Digi Intl Inc	8	DGII	37.91	0.00	0.50	0.56	COMPUTER-NETWORKS
Digital Turbine	8	APPS	14.76	0.00	0.54	0.60	INTERNET SOFTWARE
Digitalocn Hld	8	DOCN	35.28	0.00	0.50	0.56	INTERNET SOFTWARE
Dillards Inc-A	4	DDS	331.69	0.24	1.77	1.67	RETAIL-REGNL DEPT STRS
Diodes Inc	8	DIOD	72.09	0.00	0.30	0.41	ELEC-SEMICONDUCTORS
Disney Walt	9	DIS	106.00	0.00	-1.66	-1.69	MEDIA CONGLOMERATES
Doublevrfy Hldg	8	DV	28.89	0.00	1.16	1.23	INTERNET SOFTWARE
Doximity Inc	6	DOCS	26.23	0.00	-0.40	-0.32	MEDICAL SERVICES
Duolingo Inc	4	DUOL	81.23	0.00	-1.02	-0.71	TECHNOLOGY SERVICES
Dupont De Nemrs	2	DD	58.70	2.25	-0.95	-1.16	CHEMICALS-DIVERSIFIED
Dutch Bros Inc	4	BROS	35.37	0.00	-2.20	-1.69	BEVERAGES-SOFT DRINKS
Ecopetrol- Adr	1	EC	10.19	14.32	-1.07	-1.15	EMERGING MARKETS INTEGRATED
Edgewell Persnl	5	EPC	39.39	1.52	-0.06	-0.39	CONSUMER PROD-MISC STAPLES
Elanco Animal	6	ELAN	13.28	0.00	0.41	0.52	MEDICAL-OUTPNT/HM CARE
Ellington Finl	7	EFC	13.11	13.73	-0.22	-0.27	FINANCE-MRTG & REL SVC
Embraer Air-Adr	3	ERJ	10.70	0.00	-0.36	-0.47	AEROSPACE/DEFENSE
Emergent Biosol	6	EBS	20.92	0.00	1.55	1.70	MEDICAL-BIOMED/GENETICS
Endeavor Group	9	EDR	21.96	0.00	-0.25	-0.27	MEDIA CONGLOMERATES
Energy Fuels	2	UUUU	7.01	0.00	-0.97	-1.15	MINING-NON FERROUS
Enersys Inc	3	ENS	67.28	1.04	-1.44	-1.64	MACHINERY-ELECTRICAL
Envestnet Inc	8	ENV	49.74	0.00	-1.22	-1.16	FINANCIAL TRANSACTION SERVICES
Eqrx Inc	6	EQRX	5.30	0.00	0.41	0.52	MEDICAL-DRUGS
Essential Utils	10	WTRG	44.14	2.60	0.33	0.56	UTILITY-WATER SUPPLY
Establshmt Labs	6	ESTA	56.87	0.00	-0.47	-0.36	MEDICAL SERVICES
Everbridge Inc	8	EVBG	32.25	0.00	1.62	1.70	INTERNET SOFTWARE
Everi Holdings	4	EVRI	19.13	0.00	-1.55	-1.16	BUSINESS SERVICES
Excelerate Egy	1	EE	26.82	0.37	1.17	1.29	OTHER ALT ENERGY
Expeditors Intl	3	EXPD	98.84	1.36	-1.42	-1.64	TRANSPORTATION-SVCS
Fabrinet	8	FN	116.27	0.00	0.50	0.56	ELEC-MISC COMPONENTS
Fair Isaac Inc	8	FICO	476.12	0.00	0.50	0.52	IT SERVICES
Fibrogen Inc	6	FGEN	17.43	0.00	-0.43	-0.39	MEDICAL-DRUGS
Figs Inc	6	FIGS	7.13	0.00	0.44	0.52	RETAIL-APPAREL/SHOE
Five9 Inc	8	FIVN	59.85	0.00	1.55	1.62	INTERNET SOFTWARE
Fiverr Intl Ltd	4	FVRR	30.75	0.00	1.26	1.29	ELECTRONIC COMMERCE
Flowers Foods	5	FLO	28.57	3.08	-0.28	-0.58	FOOD-MISC/DIVERSIFIED
Flyware Corp	8	FLYW	21.24	0.00	-0.41	-0.34	FINANCIAL TRANSACTION SERVICES
Fnf Group	7	FNF	40.14	4.38	-1.50	-1.64	INSURANCE-PROP/CAS/TITLE

Date: 11-01-2022

Alphabetical lising of ALL Companies

SECTOR CODES: 1-Energy, 2-Materials, 3-Industrials, 4-Consumer Discretionary, 5-Consu

SECTOR CODES: 7-Financials, 8-Information Technology, 9-Communication Services, 10-U

COMPANY	SECTOR	TICKER	PRICE	YIELD	iPSCORE	XSEC iPSCORE	INDUSTRY GROUP
Forgerock Inc	8	FORG	22.67	0.00	-1.23	-1.23	INTERNET SOFTWARE
Fortuna Silver	2	FSM	2.86	0.00	-0.97	-1.16	MINING-SILVER
Franco Nv Cp	2	FNV	125.45	1.02	-1.47	-1.64	MINING-GOLD
Fs Kkr Capital	7	FSK	19.35	12.61	1.29	1.29	FINANCE-SBIC & COMMRCL
Fulgent Genetic	6	FLGT	40.25	0.00	-0.57	-0.50	MEDICAL INFORMATION SYSTEMS
Genco Shpg&Trdg	3	GNK	14.10	14.18	-1.48	-1.69	TRANSPORTATION-SHIP
Genmab A/S -Adr	6	GMAB	38.36	0.00	1.10	1.23	MEDICAL-BIOMED/GENETICS
Genpact Ltd	8	G	48.70	1.03	1.55	1.62	OUTSOURCING
Gerdau Sa Adr	2	GGB	5.13	10.85	-0.97	-1.18	STEEL-PRODUCERS
Gevo Inc	1	GEVO	2.29	0.00	1.52	1.67	OTHER ALT ENERGY
Global E Online	4	GLBE	24.85	0.00	-1.02	-0.71	ELECTRONIC COMMERCE
Globalfoundries	8	GFS	57.01	0.00	0.50	0.52	ELEC-SEMICONDUCTORS
Globus Medical	6	GMED	66.92	0.00	0.29	0.41	MEDICAL INSTRUMENTS
Golar Lng Ltd	1	GLNG	27.31	0.00	1.59	1.67	TRANSPORTATION-SHIP
Green Dot Cp-A	7	GDOT	19.54	0.00	-0.22	-0.32	FINANCIAL TRANSACTION SERVICES
Grocery Outlet	5	GO	34.30	0.00	0.72	0.52	CONSUMER PROD-MISC STAPLES
Gxo Logistics	3	GXO	37.46	0.00	0.65	0.52	TRANSPORT-AIR FREIGHT
Haemonetics Cp	6	HAE	83.96	0.00	1.52	1.62	MEDICAL PRODUCTS
Hain Celestial	5	HAIN	19.15	0.00	-1.33	-1.69	FOOD-MISC/DIVERSIFIED
Halozyme Thera	6	HALO	48.28	0.00	-0.43	-0.39	MEDICAL-BIOMED/GENETICS
Hanesbrands Inc	4	HBI	6.90	8.70	-0.65	-0.36	TEXTILE-APPAREL MFG
Hawaiian Elec	10	HE	37.81	3.70	-1.98	-1.64	UTILITY-ELECTRIC POWER
Healthcare Rlty	11	HR	20.34	2.14	0.86	0.52	REIT-EQTY TRUST - OTHER
Hecla Mining	2	HL	4.63	0.54	-1.42	-1.59	MINING-SILVER
Hf Sinclair Cp	1	DINO	62.04	2.58	1.60	1.67	OTHER ALT ENERGY
Hilton Grand Va	4	HGV	39.07	0.00	-2.14	-1.64	HOTELS & MOTELS
Himax Tech-Adr	8	HIMX	5.86	21.16	-1.27	-1.25	ELEC-SEMICONDUCTORS
Hut 8 Mining Cp	8	HUT	2.18	0.00	-1.27	-1.25	TECHNOLOGY SERVICES
Iaa Inc	3	IAA	39.33	0.00	-0.34	-0.47	AUTO MFRS-DOMESTIC
Iac Inc	9	IAC	50.72	0.00	-0.33	-0.36	DIVERSIFIED OPERATIONS
Icl Group Ltd	2	ICL	9.14	10.02	-1.00	-1.20	CHEMICALS-SPECIALTY
Icu Medical Inc	6	ICUI	147.16	0.00	-0.40	-0.36	MEDICAL PRODUCTS
Immunocore Hldg	6	IMCR	56.87	0.00	1.12	1.23	MEDICAL-BIOMED/GENETICS
Infineon Tech	8	IFNNY	24.69	0.85	0.31	0.30	ELEC-SEMICONDUCTORS
Inhibrx Inc	6	INBX	33.33	0.00	0.40	0.51	MEDICAL-BIOMED/GENETICS
Inovio Pharmac	6	INO	2.12	0.00	-1.64	-1.59	MEDICAL-BIOMED/GENETICS
Intl Flvrs&Frag	2	IFF	95.45	3.39	-0.14	-0.36	CONSUMER PROD-MISC STAPLES

Date: 11-01-2022

Alphabetical lising of ALL Companies

SECTOR CODES: 1-Energy, 2-Materials, 3-Industrials, 4-Consumer Discretionary, 5-Consu

SECTOR CODES: 7-Financials, 8-Information Technology, 9-Communication Services, 10-U

COMPANY	SECTOR	TICKER	PRICE	YIELD	iPSCORE	XSEC iPSCORE	INDUSTRY GROUP
Intl Game New	4	IGT	20.22	3.96	-0.78	-0.50	GAMING
Intl Money Expr	8	IMXI	26.75	0.00	1.55	1.62	FINANCIAL TRANSACTION SERVICES
Intl Seaways	1	INSW	43.88	1.09	1.15	1.23	TRANSPORTATION-SHIP
Invitae Corp	6	NVTA	2.86	0.00	-0.57	-0.50	MEDICAL INFORMATION SYSTEMS
Ionis Pharmact	6	IONS	44.83	0.00	0.45	0.56	MEDICAL-DRUGS
Irobot Corp	4	IRBT	56.53	0.00	-0.39	-0.14	INDSTRL AUTOMTN/ROBOTICS
Ironsource Ltd	8	IS	3.13	0.00	0.54	0.60	INTERNET CONTENT
Jack Henry Assc	8	JKHY	201.24	0.97	-0.41	-0.34	ELEC MISC SERVICES
Jackson Finl	7	JXN	37.70	5.84	-1.56	-1.69	FINANCE-MISC SERVICES
Jamf Holding Cp	8	JAMF	23.47	0.00	-0.54	-0.50	TECHNOLOGY SERVICES
Jazz Pharmaceut	6	JAZZ	145.61	0.00	0.20	0.30	MEDICAL-DRUGS
Kornit Digital	3	KRNT	26.92	0.00	1.25	1.18	PRINTING-COMMERCIAL
Kosmos Energy	1	KOS	6.66	0.00	0.37	0.34	INTERNATIONAL E&P
Legalzoom.Com	3	LZ	9.19	0.00	1.71	1.67	INDUSTRIAL SERVICES
Lemonade Inc	7	LMND	24.04	0.00	-0.38	-0.47	INSURANCE-MULTI LINE
Liberty La-C	9	LILAK	8.05	0.00	-1.14	-1.18	WIRELESS NATIONAL
Ligand Pharma-B	6	LGND	84.61	0.00	1.54	1.70	MEDICAL-BIOMED/GENETICS
Light&Wonder	4	LNW	56.70	0.00	-1.57	-1.14	GAMING
Liveperson Inc	8	LPSN	10.60	0.00	-1.19	-1.16	INTERNET SERVICES
Liveramp Hldgs	8	RAMP	18.40	0.00	0.46	0.52	TECHNOLOGY SERVICES
Lucid Group Inc	4	LCID	13.62	0.00	0.39	0.52	AUTO MFRS-DOMESTIC
Lufax Holding	7	LU	1.52	19.74	0.58	0.52	FINANCE-MISC SERVICES
Lumentum Hldgs	8	LITE	75.42	0.00	-1.30	-1.25	LASERS-SYS/COMPONENTS
Lyft Inc-A	3	LYFT	15.15	0.00	-1.00	-1.25	INTERNET SERVICES
Madison Sqr Ent	9	MSGE	49.11	0.00	-0.30	-0.32	LEISURE & RECREATION SVCS
Magnite Inc	9	MGNI	7.41	0.00	-1.17	-1.18	INTERNET SOFTWARE
Mannkind Corp	6	MNKD	3.47	0.00	-1.62	-1.59	MEDICAL-BIOMED/GENETICS
Marathon Digitl	8	MARA	12.22	0.00	-1.64	-1.64	TECHNOLOGY SERVICES
Marqeta Inc	8	MQ	7.78	0.00	-0.57	-0.50	FINANCIAL TRANSACTION SERVICES
Masimo Corp	6	MASI	131.63	0.00	0.41	0.52	MEDICAL INSTRUMENTS
Masonite Int Cp	3	DOOR	72.71	0.00	1.74	1.70	BLDG PROD-WOOD
Matterport Inc	8	MTTR	3.42	0.00	1.19	1.26	TECHNOLOGY SERVICES
Maxeon Solr Tec	1	MAXN	17.28	0.00	-0.94	-0.93	SOLAR
Meridian Biosci	6	VIVO	32.00	0.00	-1.04	-0.98	MEDICAL PRODUCTS
Meta Materials	8	MMAT	1.15	0.00	-1.71	-1.67	ELEC-MISC COMPONENTS
Microvast Hldgs	3	MVST	2.40	0.00	-0.36	-0.50	TECHNOLOGY SERVICES
Middleby Corp	3	MIDD	141.39	0.00	-1.44	-1.64	MACHINERY-GEN INDUSTRIAL

Date: 11-01-2022

Alphabetical lising of ALL Companies

SECTOR CODES: 1-Energy, 2-Materials, 3-Industrials, 4-Consumer Discretionary, 5-Consu

SECTOR CODES: 7-Financials, 8-Information Technology, 9-Communication Services, 10-U

COMPANY	SECTOR	TICKER	PRICE	YIELD	iPSCORE	XSEC iPSCORE	INDUSTRY GROUP
Mirati Theraptc	6	MRTX	67.49	0.00	0.45	0.56	MEDICAL-BIOMED/GENETICS
Mirum Pharmact	6	MIRM	23.09	0.00	-1.21	-1.20	MEDICAL-BIOMED/GENETICS
Mister Car Wash	4	MCW	9.02	0.00	0.41	0.56	CONS SERVICES - MISC
Mosaic Co/The	2	MOS	54.45	1.10	-1.42	-1.59	FERTILIZERS
Mueller Water	3	MWA	11.75	1.97	-0.98	-1.18	STEEL-PIPE & TUBES
Nanostring Tech	6	NSTG	10.70	0.00	1.07	1.18	MEDICAL PRODUCTS
Natera Inc	6	NTRA	46.67	0.00	1.10	1.23	MEDICAL SERVICES
Natl Health Inv	11	NHI	55.50	6.49	-0.45	-0.76	REIT-EQTY TRUST - OTHER
Natl Vision Hld	4	EYE	37.66	0.00	-2.11	-1.64	MEDICAL PRODUCTS
Neogenomics Inc	6	NEO	7.65	0.00	1.05	1.18	MEDICAL-BIOMED/GENETICS
New Fortrss Egy	1	NFE	54.50	0.73	-0.33	-0.32	OIL & GAS-INTL INTEGRATED
New Relic Inc	8	NEWR	58.92	0.00	-0.56	-0.58	INTERNET SOFTWARE
News Corp New-A	9	NWSA	16.99	1.18	-1.22	-1.20	MOVIE/TV PRODUCTION/DISTRIB
News Corp-B	9	NWS	17.22	1.16	-1.17	-1.15	MOVIE/TV PRODUCTION/DISTRIB
Nexstar Brdcstg	9	NXST	176.36	2.04	-0.70	-0.81	BROADCASTING-RADIO/TV
Nice Ltd	8	NICE	185.63	0.00	1.20	1.26	INTERNET SOFTWARE
Nio Inc-Adr	4	NIO	9.71	0.00	0.39	0.52	AUTO MFRS-FOREIGN
Nomad Foods Ltd	5	NOMD	15.40	0.00	0.76	0.60	FOOD-MISC/DIVERSIFIED
Northrn Oil&Gas	1	NOG	34.56	2.89	1.18	1.23	OIL & GAS-U S EXPLO & PROD
Northwest Natrl	10	NWN	47.75	4.06	-1.45	-1.25	UTILITY-GAS DISTRIBUTION
Norton Lifelock	8	NLOK	22.96	2.18	0.31	0.34	PROTECTION-SFTY EQ & SVC
Norwegian Cruis	4	NCLH	16.79	0.00	-1.55	-1.14	LEISURE & RECREATION SVCS
Novanta Inc	8	NOVT	140.23	0.00	-0.54	-0.50	ELEC-MISC COMPONENTS
Novavax Inc	6	NVAX	22.00	0.00	-0.40	-0.36	MEDICAL-BIOMED/GENETICS
Nrg Energy Inc	10	NRG	44.03	3.18	0.98	1.18	UTILITY-ELECTRIC POWER
Nuvalent Inc	6	NUVL	33.70	0.00	0.47	0.60	MEDICAL-BIOMED/GENETICS
Nuvasive Inc	6	NUVA	44.71	0.00	-1.62	-1.64	MEDICAL PRODUCTS
Oak Street Hlth	6	OSH	20.42	0.00	-1.44	-1.40	MEDICAL-OUTPNT/HM CARE
Occidental Pet	1	OXY	73.80	0.70	-0.33	-0.36	OIL & GAS-U S INTEGRATED
Olaplex Hldgs	5	OLPX	4.52	0.00	-0.12	-0.32	COSMETICS & TOILETRIES
Olo Inc	8	OLO	9.00	0.00	-1.23	-1.20	INTERNET SOFTWARE
Pacific Biosci	6	PACB	8.81	0.00	-1.69	-1.69	MEDICAL INSTRUMENTS
Pagseguro Digtl	8	PAGS	14.82	0.00	-1.22	-1.16	FINANCIAL TRANSACTION SERVICES
Palantir Tech	8	PLTR	8.65	0.00	-1.65	-1.59	TECHNOLOGY SERVICES
Payoneer Global	8	PAYO	7.80	0.00	1.20	1.26	TECHNOLOGY SERVICES
Performance Fg	5	PFGC	52.67	0.00	-0.22	-0.50	FOOD ITEMS-WHOLESALE
Perion Network	8	PERI	22.63	0.00	1.55	1.67	INTERNET CONTENT

Date: 11-01-2022

Alphabetical lising of ALL Companies

SECTOR CODES: 1-Energy, 2-Materials, 3-Industrials, 4-Consumer Discretionary, 5-Consu

SECTOR CODES: 7-Financials, 8-Information Technology, 9-Communication Services, 10-U

COMPANY	SECTOR	TICKER	PRICE	YIELD	iPSCORE	XSEC iPSCORE	INDUSTRY GROUP
Perkinelmer Inc	6	PKI	136.57	0.21	-1.21	-1.25	INSTRUMENTS-SCIENTIFIC
Permian Res Cp	1	PR	10.14	0.00	-0.33	-0.36	OIL & GAS-U S EXPLO & PROD
Perrigo Co Plc	6	PRGO	40.11	2.59	-0.47	-0.36	MEDICAL PRODUCTS
Pgt Inc	3	PGTI	21.15	0.00	-0.78	-0.98	BLDG & CONST PROD-MISC
Planet Fitness	4	PLNT	65.50	0.00	-1.67	-1.25	LEISURE & RECREATION SVCS
Plant Therapeut	6	PLRX	25.16	0.00	1.06	1.17	MEDICAL-BIOMED/GENETICS
Playtika Hldg	9	PLTK	9.66	0.00	-0.23	-0.32	GAMING
Plug Power Inc	3	PLUG	15.69	0.00	-0.58	-0.76	MACHINERY-ELECTRICAL
Poshmark Inc	4	POSH	17.77	0.00	0.41	0.56	ELECTRONIC COMMERCE
Primerica Inc	7	PRI	145.37	1.51	-0.30	-0.34	INSURANCE-LIFE
Privia Hlth Grp	6	PRVA	32.69	0.00	-1.02	-0.96	MEDICAL INFORMATION SYSTEMS
Prometheus Bio	6	RXDX	51.35	0.00	1.33	1.49	MEDICAL-BIOMED/GENETICS
Q2 Holdings Inc	8	QTWO	31.23	0.00	0.46	0.52	BUSINESS SOFTWARE SVCS/BPO
Qiagen Nv	6	QGEN	44.05	0.00	-1.21	-1.18	MEDICAL-BIOMED/GENETICS
R1 Rcm Inc	6	RCM	17.71	0.00	-0.40	-0.32	TECHNOLOGY SERVICES
Radius Glbl Inf	9	RADI	9.44	0.00	0.61	0.61	REIT-EQTY TRUST - OTHER
Ralph Lauren Cp	4	RL	93.51	3.21	-2.14	-1.64	TEXTILE-APPAREL MFG
Rbc Bearings	3	RBC	251.92	0.00	1.29	1.18	MACHINERY-GEN INDUSTRIAL
Ready Capital	7	RC	11.98	14.02	-1.48	-1.59	REIT-MORTGAGE TRUST
Reata Pharmac	6	RETA	33.53	0.00	-1.19	-1.16	MEDICAL-BIOMED/GENETICS
Recursion Pharm	6	RXRX	10.55	0.00	-1.04	-0.98	MEDICAL-DRUGS
Redfin Corp	11	RDFN	4.76	0.00	-0.07	-0.36	REAL ESTATE OPERATIONS
Revance Therap	6	RVNC	22.46	0.00	1.34	1.48	MEDICAL-BIOMED/GENETICS
Revolution Meds	6	RVMD	20.79	0.00	-1.19	-1.15	MEDICAL-DRUGS
Reynolds Consmr	5	REYN	30.20	3.05	-0.88	-1.25	CONSUMER PROD-MISC DISCRECTN
Ringcentral Inc	8	RNG	35.49	0.00	0.52	0.60	INTERNET SOFTWARE/SVCS
Rivian Automotv	4	RIVN	33.48	0.00	1.79	1.73	AUTO MFRS-DOMESTIC
Roblox Corp	9	RBLX	44.31	0.00	-1.60	-1.59	GAMING
Rocket Lab Usa	3	RKLB	5.20	0.00	-0.97	-1.15	AEROSPACE/DEFENSE
Royalty Pharma	6	RPRX	42.22	1.80	-0.40	-0.32	FINANCE-MISC SERVICES
Ryan Specialty	7	RYAN	45.22	0.00	1.30	1.29	INSURANCE-BROKERS
Ryanair Hldgs	3	RYAAY	68.99	0.00	-1.44	-1.64	TRANSPORTATION-AIRLINE
Sabesp -Adr	10	SBS	11.69	1.20	0.24	0.56	UTILITY-WATER SUPPLY
Sabra Healthcr	11	SBRA	13.61	8.82	-0.07	-0.32	REIT-EQTY TRUST - OTHER
Sage Therapeutc	6	SAGE	37.88	0.00	-0.99	-0.93	MEDICAL-DRUGS
Sally Beauty Co	4	SBH	12.91	0.00	-0.65	-0.36	RETAIL-MISC/DIVERSIFIED
Sanmina Corp	8	SANM	57.34	0.00	0.50	0.56	ELEC MANUF SVS (EMS)

Date: 11-01-2022

Alphabetical lising of ALL Companies

SECTOR CODES: 1-Energy, 2-Materials, 3-Industrials, 4-Consumer Discretionary, 5-Consu

SECTOR CODES: 7-Financials, 8-Information Technology, 9-Communication Services, 10-U

COMPANY	SECTOR	TICKER	PRICE	YIELD	iPSCORE	XSEC iPSCORE	INDUSTRY GROUP
Seaworld Entert	4	SEAS	59.13	0.00	0.24	0.38	LEISURE & RECREATION SVCS
Shift4 Payments	8	FOUR	46.18	0.00	-0.54	-0.50	FINANCIAL TRANSACTION SERVICES
Shockwave Med	6	SWAV	292.05	0.00	1.52	1.67	MEDICAL INSTRUMENTS
Siemens Ag-Adr	3	SIEGY	55.64	3.00	-1.50	-1.64	INDUSTRIAL SERVICES
Signify Health	6	SGFY	29.22	0.00	-0.43	-0.36	MEDICAL INFORMATION SYSTEMS
Silk Rd Medical	6	SILK	44.13	0.00	1.52	1.62	MEDICAL INSTRUMENTS
Sitio Royalties	1	STR	28.49	9.97	-1.01	-1.25	OIL & GAS-U S ROYALTY TR
Six Flags Entmt	4	SIX	22.67	0.00	-1.60	-1.16	LEISURE & RECREATION SVCS
Sk Telecom Co	9	SKM	19.67	5.76	-0.30	-0.32	WIRELESS NON-US
Solaredge Tech	8	SEDG	225.25	0.00	-0.38	-0.32	SOLAR
Southern Copper	2	SCCO	50.01	6.00	-0.95	-1.15	MINING-NON FERROUS
Southwest Gas	10	SWX	72.61	3.42	0.35	0.56	UTILITY-GAS DISTRIBUTION
Spartan Nash Co	5	SPTN	35.16	2.39	-0.28	-0.54	FOOD ITEMS-WHOLESALE
Spirit Realty	11	SRC	39.38	6.73	0.64	0.34	REIT-EQTY TRUST - RESID
Sprouts Fmr Mkt	5	SFM	28.73	0.00	0.52	0.30	FOOD ITEMS-WHOLESALE
Squarespace Inc	8	SQSP	21.54	0.00	1.16	1.18	INTERNET SOFTWARE/SVCS
Ssr Mining Inc	2	SSRM	13.91	2.01	-0.17	-0.36	MINING-MISC
Starwood Proprt	7	STWD	20.81	9.23	1.30	1.29	REIT-MORTGAGE TRUST
Steris Plc	6	STE	172.87	1.09	-0.45	-0.36	MEDICAL INSTRUMENTS
Sumitomo-Mitsui	7	SMFG	5.62	4.55	0.58	0.56	BANKS-FOREIGN
Sunopta Inc	5	STKL	11.52	0.00	1.78	1.62	FOOD-MISC/DIVERSIFIED
Sunpower Corp-A	3	SPWR	18.25	0.00	-1.23	-1.42	SOLAR
Sunstone Hotel	11	SHO	11.14	0.45	-0.82	-1.15	REIT-EQTY TRUST - OTHER
Supernus Pharma	6	SUPN	34.31	0.00	-0.43	-0.36	MEDICAL-GENERIC DRUGS
Surgery Partnrs	6	SGRY	28.15	0.00	-1.67	-1.69	MEDICAL SERVICES
Sweetgreen Inc	4	SG	18.24	0.00	1.80	1.73	RETAIL-FOOD & RESTAURANTS
Sylvamo Corp	2	SLVM	48.19	0.93	0.85	0.56	PAPER & PAPER PRODUCTS
Take-Two Inter	9	TTWO	116.31	0.00	-0.30	-0.36	TOYS/GAMES/HOBBY PROD
Tapestry Inc	4	TPR	32.16	3.73	-0.61	-0.30	RETAIL-APPAREL/SHOE
Tata Motors-Adr	4	TTM	25.65	0.00	-0.67	-0.34	AUTO MFRS-FOREIGN
Tc Energy Corp	1	TRP	43.76	6.00	0.53	0.52	OTHER ALT ENERGY
Techtarget	9	TTGT	65.00	0.00	-1.16	-1.15	INTERNET CONTENT
Tegna Inc	9	TGNA	20.79	1.83	0.66	0.63	BROADCASTING-RADIO/TV
Tencent Holding	9	TCEHY	28.42	0.63	1.71	1.62	INTERNET SERVICES
Teradata Corp	8	TDC	32.08	0.00	-0.57	-0.50	COMPUTER-STORAGE DEVICES
Tetra Tech New	3	TTEK	141.78	0.65	-0.34	-0.50	POLLUTION CONTROL EQ & SVS
Toast Inc	8	TOST	22.01	0.00	1.59	1.62	INTERNET SOFTWARE

Date: 11-01-2022

Alphabetical lising of ALL Companies

SECTOR CODES: 1-Energy, 2-Materials, 3-Industrials, 4-Consumer Discretionary, 5-Consu

SECTOR CODES: 7-Financials, 8-Information Technology, 9-Communication Services, 10-U

COMPANY	SECTOR	TICKER	PRICE	YIELD	iPSCORE	XSEC iPSCORE	INDUSTRY GROUP
Tpg Inc	7	TPG	31.72	4.92	1.67	1.67	FINANCE-INVESTMENT MGMT
Trade Desk Inc	8	TTD	53.08	0.00	0.07	0.12	INTERNET SERVICES
Treehouse Foods	5	THS	49.93	0.00	-0.08	-0.39	FOOD-MISC/DIVERSIFIED
Tricon Resident	11	TCN	8.51	2.73	0.84	0.52	REAL ESTATE OPERATIONS
Tripadvisor Inc	9	TRIP	23.93	0.00	-1.17	-1.16	ELECTRONIC COMMERCE
Two Harbors Inv	7	TWO	3.55	19.16	-0.22	-0.27	REIT-MORTGAGE TRUST
Unity Software	8	U	28.93	0.00	1.63	1.73	INTERNET SOFTWARE
Upstart Hldgs	7	UPST	22.17	0.00	0.62	0.56	IT SERVICES
Us Foods Hldg	5	USFD	29.61	0.00	0.54	0.38	FOOD-MISC/DIVERSIFIED
Vaxcyte Inc	6	PCVX	45.00	0.00	-0.45	-0.36	MEDICAL-BIOMED/GENETICS
Vericel Corp	6	VCEL	27.37	0.00	-1.19	-1.15	MEDICAL-BIOMED/GENETICS
Veritiv Corp	3	VRTV	116.77	0.00	-0.34	-0.47	PAPER & PAPER PRODUCTS
Vermilion Egy	1	VET	23.83	1.02	-0.33	-0.32	INTERNATIONAL E&P
Vertex Energy	1	VTNR	8.64	0.00	-1.10	-1.15	POLLUTION CONTROL EQ & SVS
Verve Therptics	6	VERV	36.44	0.00	1.47	1.62	MEDICAL-DRUGS
Viasat Inc	8	VSAT	41.45	0.00	0.25	0.30	WIRELESS EQUIPMENT
Viatris Inc	6	VTRS	10.25	4.68	-1.65	-1.64	MEDICAL SERVICES
Viper Energy	1	VNOM	33.58	9.65	0.53	0.56	OIL & GAS-U S EXPLO & PROD
W&T Offshore	1	WTI	7.76	0.00	-0.30	-0.39	OIL & GAS-U S EXPLO & PROD
Walker & Dunlop	7	WD	90.04	2.67	-0.28	-0.36	FINANCE-MRTG & REL SVC
Warby Parker	4	WRBY	15.96	0.00	-1.55	-1.16	MEDICAL PRODUCTS
Weibo Corp Ads	8	WB	12.46	0.00	0.54	0.59	INTERNET CONTENT
Welltower Inc	11	WELL	60.10	4.06	0.83	0.56	REIT-EQTY TRUST - OTHER
Wendys Co/The	4	WEN	20.82	2.40	-2.14	-1.64	RETAIL-FOOD & RESTAURANTS
Westrock Co	2	WRK	34.05	2.94	-0.17	-0.36	PAPER & PAPER PRODUCTS
Wework Inc	11	WE	2.71	0.00	-0.04	-0.36	TECHNOLOGY SERVICES
Wix.Com Ltd	8	WIX	83.84	0.00	0.30	0.38	IT SERVICES
Wolverine World	4	WWW	17.37	2.30	0.41	0.52	SHOES & REL APPAREL
Wynn Resrts Ltd	4	WYNN	67.86	0.00	-1.63	-1.18	GAMING
Xencor Inc	6	XNCR	28.27	0.00	-1.19	-1.18	MEDICAL-DRUGS
Xenon Pharmact	6	XENE	37.12	0.00	1.08	1.20	MEDICAL-BIOMED/GENETICS
Xometry Inc	4	XMTR	58.56	0.00	0.35	0.56	MACHINERY-GEN INDUSTRIAL
Xpel Inc	4	XPEL	69.75	0.00	0.44	0.60	AUTO/TRUCK-ORIGINAL EQP
Yeti Holdings	4	YETI	32.50	0.00	-0.65	-0.36	LEISURE & RECREATION PROD
Ypf Sa D Cv Adr	1	YPF	8.26	0.00	1.17	1.23	OIL & GAS-INTL INTEGRATED
Zai Lab Ltd-Adr	6	ZLAB	25.02	0.00	0.41	0.52	MEDICAL-BIOMED/GENETICS
Zentalis Pharma	6	ZNTL	25.60	0.00	0.26	0.30	MEDICAL-BIOMED/GENETICS

Date: 11-01-2022

Alphabetical lising of ALL Companies

SECTOR CODES: 1-Energy, 2-Materials, 3-Industrials, 4-Consumer Discretionary, 5-Consu

SECTOR CODES: 7-Financials, 8-Information Technology, 9-Communication Services, 10-U

COMPANY	SECTOR	TICKER	PRICE	YIELD	iPSCORE	XSEC iPSCORE	INDUSTRY GROUP
Ziff Davis Inc	9	ZD	77.80	0.00	-1.62	-1.64	INTERNET SOFTWARE
Ziprecruitr Inc	9	ZIP	17.15	0.00	1.75	1.67	BUSINESS SERVICES
Zymeworks Inc	6	ZYME	7.45	0.00	-0.56	-0.48	MEDICAL-BIOMED/GENETICS

iPSCORE	Composite multi-factor score based on integrated relative-scale and absolute-scale metrics. Positive (+) or negative (-) number indicates standard deviation units above or below peer group average.
Behavioral Preference	Behavioral preference factor for stock based on investor behavior pattern recognition. Positive (+) or negative (-) number indicates expected favor or disfavor towards stock expressed in standard deviation units.oup average.
ABS DCOORD	Absolute-scale dimensional coordinate (1-16) based on combined measures of fundamental outlook and technical outlook. for each stock. (1 = most attractive, 16 = least attractive)
TECH OUTLK	Technical outlook for stock based on proprietary price oscillator and money flow factors. Positive (+) or negative (-) number indicates standard deviation units above or below peer group average.
FUNDA OUTLK	Fundamental outlook for stock based on proprietary measure of earnings expectations. Positive (+) or negative (-) number indicates standard deviation units above or below peer group average.
REL DCOORD	Relative-scale dimensional coordinate (1-8) based on 3-dimensional positioning of stock indicated by valuation, technical and catalytic scores. Also used to determine qualitative characterizations of stocks
rPSCORE	Composite multi-factor score based on relative-scale valuation, technical and catalytic scores. Positive (+) or negative (-) number indicates standard deviation units above or below peer group median.
VTCAVG	Sector-specific, optimally-weighted average of relative-scale valuation, technical and catalytic scores. Positive (+) or negative (-) number indicates standard deviation units above or below peer group median.
VSCORE	Sector-specific composite score based on optimal combination of various VALUATION factors. Positive (+) or negative (-) number indicates standard deviation units above or below peer group median.
TSCORE	Composite multi-factor score based on optimal combination of various TECHNICAL factors. Positive (+) or negative (-) number indicates standard deviation units above or below peer group median.
CSCORE	Composite multi-factor score based on optimal combination of various CATALYTIC factors. Positive (+) or negative (-) number indicates standard deviation units above or below peer group median.
DAYS2TR	Days-to-Trade - A standardized liquidity measure indicating the number of trading days required to trade a $25 million position at the average daily trading volume for the stock.

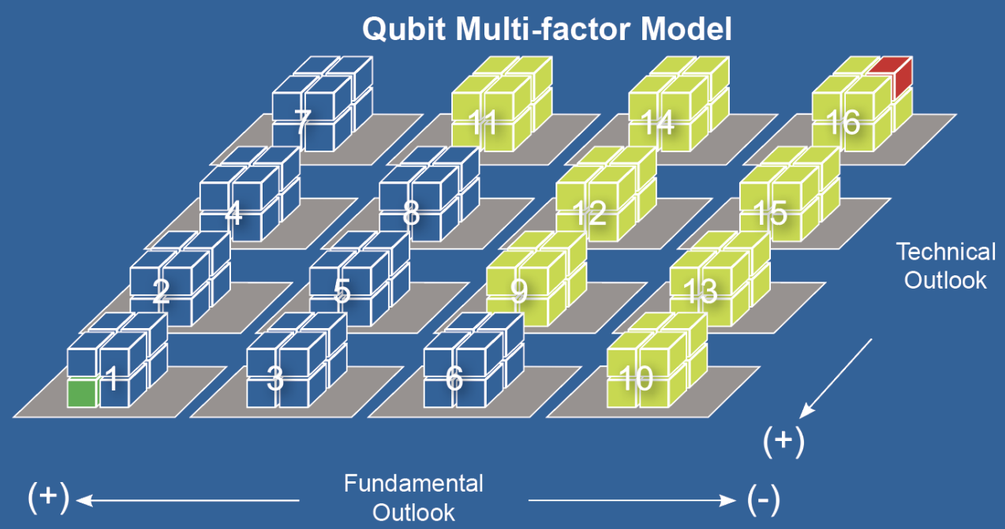

Most Attractive Stocks

On an Absolute Scale:

- Positive **Technical Outlook**
- Positive **Fundamental Outlook**

Relative to Peer Group Stocks:

- Favorable **Valuation** Properties
- Favorable **Technical** Properties
- Favorable **Catalytic** Properties

(Favorable = More Positive or Less Negative)

Least Attractive Stocks

On an Absolute Scale:

- Negative **Technical Outlook**
- Negative **Fundamental Outlook**

Relative to Peer Group Stocks:

- Unfavorable **Valuation** Properties
- Unfavorable **Technical** Properties
- Unfavorable **Catalytic** Properties

(Unfavorable = Less Positive or More Negative)

Absolute-scale Dimensional Coordinates based on combination of Fundamental & Technical Outlook

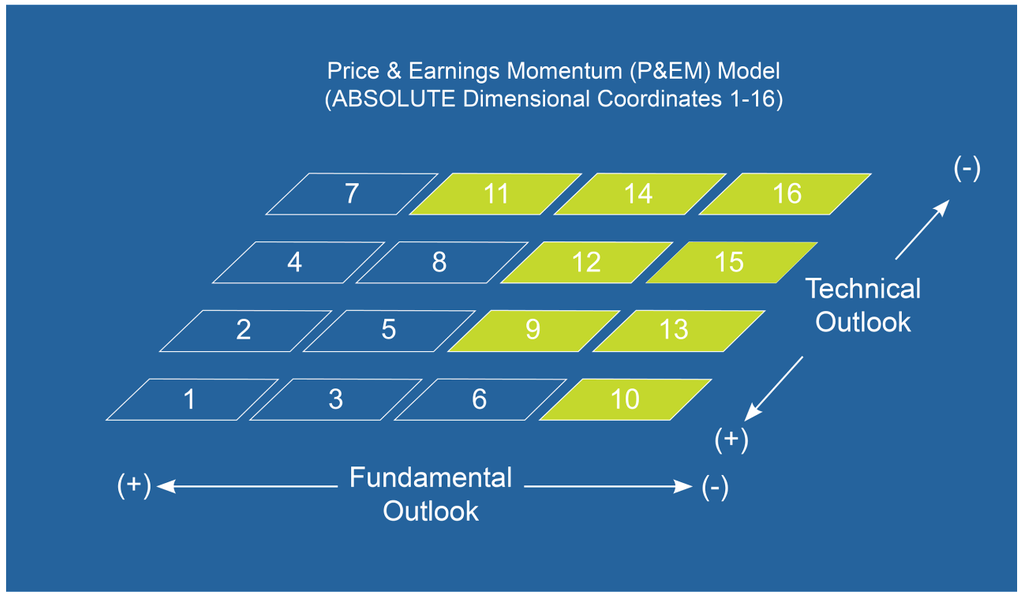

Proprietary Measures of Fundamental & Technical Outlook determine "Expected" Price & Earnings Momentum

Long Candidates (1 – 8)	Short Candidates (9 – 16)

Characterizations based on Relative-Scale Dimensional Coordinates

1	Cheap with Positive Catalytic and Positive Technical properties = **"Ideal Overweight"**	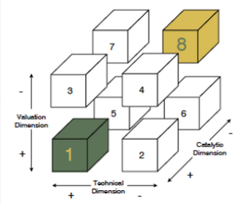
8	Expensive with Negative Catalytic and Negative Technical properties = **"Ideal Underweight"**	
2	Cheap with Positive Catalytic properties, but has Negative Technical properties = **"Early/Late Value Stock" (has Timing Risk)**	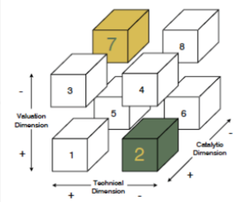
7	Expensive with Negative Catalytic properties, but has Positive Technical properties = **"Momentum Stock"**	
3	Expensive but has Positive Catalytic and Positive Technical properties = **"Timely Growth Stock"**	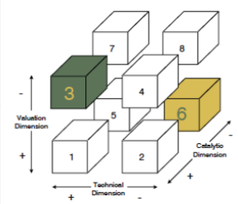
6	Cheap but has Negative Catalytic and Negative Technical properties = **"Value Trap Stock"**	
4	Expensive with Positive Catalytic properties but has Negative Technical properties = **"Early/Late Growth Stock" (has Timing Risk)**	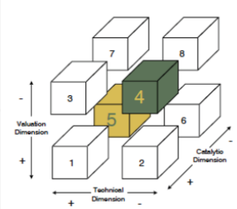
5	Cheap with Negative Catalytic properties but has Positive Technical properties = **"Mean Reversion Stock"**	

Long Candidates (1 – 4)	**Short Candidates (5 – 8)**

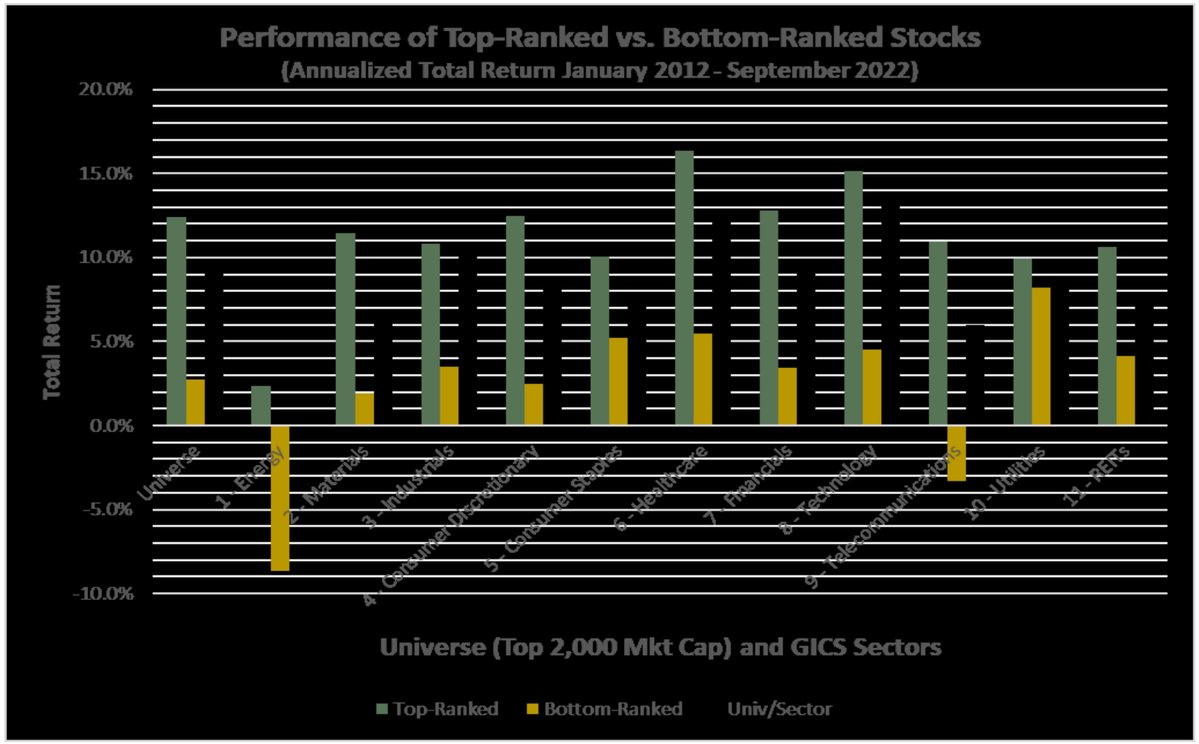

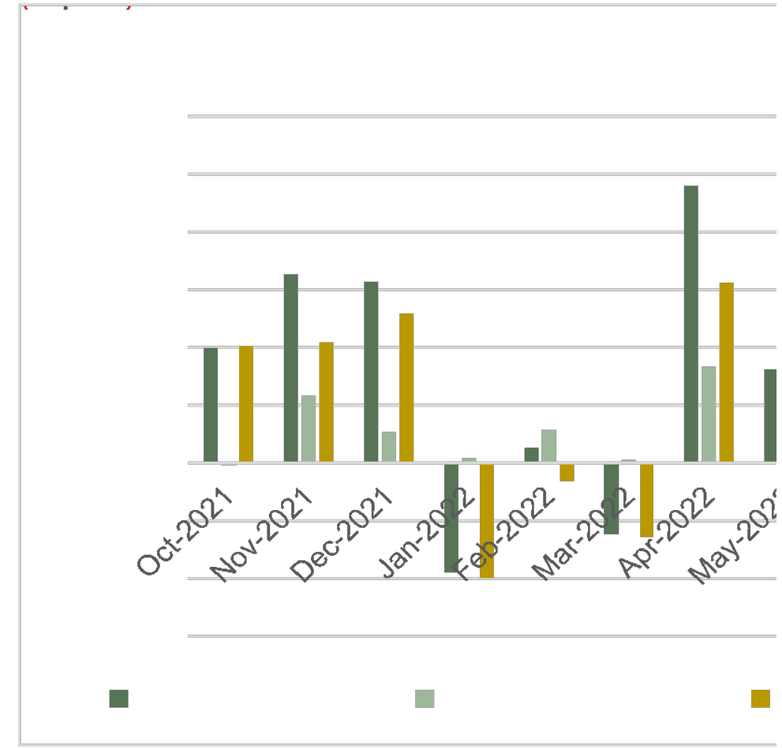

Performance of INTEGRATED iPSCORE (6 Fractiles) for GICS Sectors

GICS SECTORS: 1-Energy, 2-Materials, 3-Industrials, 4-Consumer Discretionary, 5-Consumer Staples, 6-Healthcare, 7-Financials, 8-Technology, 9-Telecomm, 10-Utilities, 11-REITs

1	2	3	4	5	6	7	8	9	10	11	Universe	
2.3%	11.5%	10.8%	12.5%	10.0%	16.4%	12.8%	15.2%	10.9%	9.9%	10.6%	**12.4%**	1
-1.0%	7.3%	8.9%	8.8%	7.3%	15.4%	9.6%	20.0%	8.1%	7.9%	6.1%	**11.8%**	2
2.2%	7.2%	9.8%	10.4%	1.3%	14.9%	9.2%	16.8%	6.1%	7.7%	7.1%	**9.3%**	3
-2.5%	2.0%	8.6%	6.0%	4.4%	6.7%	10.1%	9.9%	6.2%	9.9%	8.3%	**6.5%**	4
2.3%	6.6%	8.9%	7.3%	8.4%	5.5%	8.5%	10.9%	-1.5%	10.0%	3.8%	**8.0%**	5
-8.7%	1.9%	3.5%	2.5%	5.2%	5.5%	3.4%	4.5%	-3.3%	8.2%	4.1%	**2.8%**	6
1.0%	6.3%	10.4%	8.5%	7.5%	12.1%	9.8%	13.7%	6.0%	8.6%	7.3%	**9.2%**	

Annualized Returns (%) Jan 2012 through Sep 2022

UNIVERSE	Oct-2021	Nov-2021	Dec-2021	Jan-2022
Top vs. Bottom	2.00%	3.27%	3.14%	(1.90%)
Top vs. Universe	(0.03%)	1.18%	0.55%	0.09%
Universe vs. Bottom	2.03%	2.09%	2.59%	(1.99%)

UNIVERSE	Oct-2021	Nov-2021	Dec-2021	Jan-2022
Fractile 1 (Top)	4.28%	(3.03%)	4.02%	(6.20%)
Fractile 2	6.28%	(2.97%)	3.76%	(5.91%)
Fractile 3	3.16%	(4.79%)	4.41%	(5.56%)
Fractile 4	3.27%	(6.26%)	2.20%	(8.16%)
Fractile 5	5.22%	(5.02%)	3.06%	(10.00%)
Fractile 6 (Bottom)	2.28%	(6.30%)	0.88%	(4.30%)
Universe	**4.31%**	**(4.21%)**	**3.47%**	**(6.29%)**

Six (6) fractiles formed from scoring range of 6 equal intervals. Top-ranked scores (fractile 1) to bottom-ranked scores (fractile 6).

NOTE: The Investment Universe for all performance analysis includes US common equities traded on the NYSE or Nasdaq OTC that were among the top 2,000 names by market capitalization for each time period during the time series from January 2012 through September 2022.

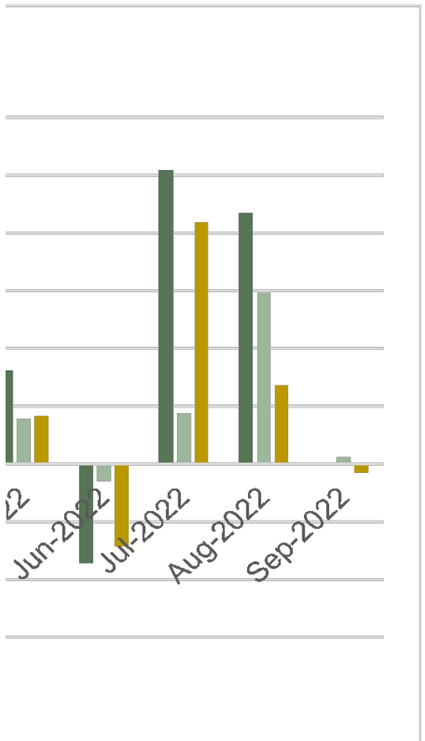

1-Month Relative Performance over Last 12 Months							
Feb-2022	Mar-2022	Apr-2022	May-2022	Jun-2022	Jul-2022	Aug-2022	Sep-2022
0.27%	(1.23%)	4.81%	1.62%	(1.72%)	5.09%	4.35%	(0.02%)
0.58%	0.06%	1.68%	0.79%	(0.30%)	0.89%	2.98%	0.12%
(0.30%)	(1.29%)	3.13%	0.83%	(1.42%)	4.20%	1.37%	(0.14%)

1-Month Total Return over Last 12 Months							
Feb-2022	Mar-2022	Apr-2022	May-2022	Jun-2022	Jul-2022	Aug-2022	Sep-2022
0.12%	1.12%	(6.47%)	1.31%	(8.97%)	9.42%	0.30%	(9.66%)
(1.14%)	1.19%	(6.67%)	1.03%	(9.40%)	7.89%	0.98%	(10.19%)
(0.43%)	0.51%	(7.90%)	(0.02%)	(8.62%)	9.18%	(2.65%)	(10.03%)
(1.35%)	0.50%	(9.36%)	0.15%	(8.67%)	8.88%	(2.83%)	(10.22%)
(0.54%)	1.89%	(7.83%)	(0.66%)	(8.61%)	5.51%	(4.38%)	(5.90%)
(0.15%)	2.35%	(11.28%)	(0.31%)	(7.25%)	4.33%	(4.05%)	(9.64%)
(0.46%)	**1.06%**	**(8.15%)**	**0.53%**	**(8.67%)**	**8.53%**	**(2.68%)**	**(9.79%)**

DISCLOSURES AND DEFINITIONS

Qubit Research, LLC and its employees, officers, and members may participate in transactions involving the securities referred to herein (or options or other instruments related thereto), including in transactions which may be contrary to any recommendations contained herein. This publication does not constitute an offer to sell or solicitation to buy of any transaction in any securities referred to herein. Any recommendation contained herein may not be suitable for all investors. Although the information contained in the subject report (not including disclosures contained herein) has been obtained from sources we believe to be reliable, the accuracy and completeness of such information and the opinions expressed herein cannot be guaranteed. This publication and any recommendation contained herein speak only as of the date hereof and are subject to change without notice. Qubit Research, LLC and its employees shall have no obligation to update or amend any information or opinion contained herein. This publication is being furnished to you for informational purposes only and on the condition that it will not form the sole basis for any investment decision. Each investor must make their own determination of the appropriateness of an investment in any securities referred to herein based on the tax, or other considerations applicable to such investor and its own investment strategy. By virtue of this publication, neither Qubit Research, LLC nor any of its employees shall be responsible for any investment decision. This report may not be reproduced, distributed, or published without the prior consent of Qubit Research, LLC All rights reserved by Qubit Research, LLC This report may discuss numerous securities, some of which may not be qualified for sale in certain states and may therefore not be offered to investors in such states. This document should not be construed as providing investment services. Investing in non-U.S. securities including ADRs involves significant risks such as fluctuation of exchange rates that may have adverse effects on the value or price of income derived from the security. Securities of some foreign companies may be less liquid and prices more volatile than securities of U.S. companies. Securities of non-U.S. issuers may not be registered with or subject to Securities and Exchange Commission reporting requirements; therefore, information regarding such issuers may be limited.

Research Analyst Compensation: Analyst compensation is based on: (1) the analyst's productivity, including the quality of the analyst's research and the analyst's contribution to the growth and development of our overall research effort; (2) ratings and direct feedback from our investing clients, our sales force and from independent rating services. Qubit Research, LLC's Compliance and Research Departments are responsible for establishing these compensation guidelines and for reviewing and approving senior analyst compensation. Analyst contribution to our investment banking business is not a factor in determining analyst compensation and compensation is not, directly or indirectly, related to the specific recommendations or views expressed in the report.

Research Analyst Certification: The senior research analyst(s) certifies that the views expressed in this research report and/or financial model accurately reflect such senior analyst's personal views about the subject securities or issuers and that no part of his or her compensation was, is, or will be directly or indirectly related to the specific recommendations or views contained in the research report. Brian Hannon, from time to time, may have long or short positions in, and buy or sell, the securities, or derivatives (including options) thereof, of companies mentioned herein. This is not a complete analysis of every material fact regarding any company, industry or security. The opinions expressed here reflect our judgment at this date and are subject to change. The information has been obtained from sources we consider to be reliable, but we cannot guarantee the accuracy. The Dow Jones Industrial Average, S&P 500, S&P 400 and Russell 2000 are examples of unmanaged common stock indices used to measure and report performance of various sectors of the stock market; direct investment in indices is not available. A complete listing of all companies covered by Qubit Research, LLC, Inc. and applicable research disclosures can be obtained from the Company.